

# RLZ Series

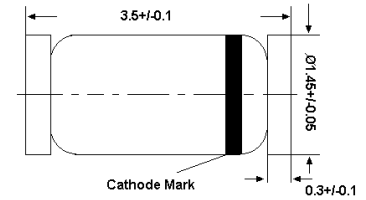
## Silicon Epitaxial Planar Zener Diodes

Constant voltage control applications

### Features

- Small surface mounting type
- High reliability

LL-34



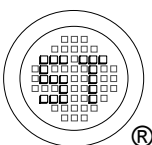
Glass case MinimELF  
Dimensions in mm

### Absolute Maximum Ratings ( $T_a = 25^\circ\text{C}$ )

Parameter	Symbol	Value	Unit
Power Dissipation	$P_{\text{tot}}$	500	mW
Junction Temperature	$T_j$	175	$^\circ\text{C}$
Storage Temperature Range	$T_{\text{stg}}$	- 65 to + 175	$^\circ\text{C}$

### Characteristics at $T_a = 25^\circ\text{C}$ ( $V_F = 1\text{ V Max. at } I_F = 100\text{ mA}$ )

Type	Zener Voltage <sup>1)</sup>		Operating Resistance		Rising Operating Resistance		Reverse Current		
	$V_Z$		at $I_{ZT}$	$Z_{ZT}$	at $I_{ZT}$	$Z_{ZK}$	at $I_{ZK}$	$I_R$	at $V_R$
	Min. (V)	Max. (V)	(mA)	Max. ( $\Omega$ )	(mA)	Max. ( $\Omega$ )	(mA)	Max. ( $\mu\text{A}$ )	(V)
RLZ2V2A	2.12	2.3	20	120	20	2000	1	120	0.7
RLZ2V2B	2.22	2.41	20	120	20	2000	1	120	0.7
RLZ2V4A	2.33	2.52	20	100	20	2000	1	120	1
RLZ2V4B	2.43	2.63	20	100	20	2000	1	120	1
RLZ2V7A	2.54	2.75	20	100	20	1000	1	100	1
RLZ2V7B	2.69	2.91	20	100	20	1000	1	100	1
RLZ3V0A	2.85	3.07	20	80	20	1000	1	50	1
RLZ3V0B	3.01	3.22	20	80	20	1000	1	50	1
RLZ3V3A	3.16	3.38	20	70	20	1000	1	20	1
RLZ3V3B	3.32	3.53	20	70	20	1000	1	20	1
RLZ3V6	3.4	3.8	20	60	20	1000	1	10	1
RLZ3V6A	3.455	3.695	20	60	20	1000	1	10	1
RLZ3V6B	3.6	3.845	20	60	20	1000	1	10	1
RLZ3V9	3.7	4.1	20	50	20	1000	1	5	1
RLZ3V9A	3.74	4.01	20	50	20	1000	1	5	1
RLZ3V9B	3.89	4.16	20	50	20	1000	1	5	1
RLZ4V3	4	4.5	20	40	20	1000	1	5	1
RLZ4V3A	4.04	4.29	20	40	20	1000	1	5	1
RLZ4V3B	4.17	4.43	20	40	20	1000	1	5	1
RLZ4V3C	4.3	4.57	20	40	20	1000	1	5	1
RLZ4V7	4.4	4.9	20	25	20	900	1	5	1
RLZ4V7A	4.44	4.68	20	25	20	900	1	5	1
RLZ4V7B	4.55	4.8	20	25	20	900	1	5	1



**SEMTECH ELECTRONICS LTD.**  
Subsidiary of Sino-Tech International (BVI) Limited

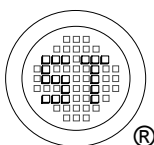


Dated : 18/07/2009

# RLZ Series

Characteristics at  $T_a = 25^\circ\text{C}$  ( $V_F = 1\text{ V Max. at } I_F = 100\text{ mA}$ )

Type	Zener Voltage <sup>1)</sup>		Operating Resistance			Rising Operating Resistance		Reverse Current	
	$V_Z$		at $I_{ZT}$	$Z_{ZT}$	at $I_{ZT}$	$Z_{ZK}$	at $I_{ZK}$	$I_R$	at $V_R$
	Min. (V)	Max. (V)	(mA)	Max. ( $\Omega$ )	(mA)	Max. ( $\Omega$ )	(mA)	Max. ( $\mu\text{A}$ )	(V)
RLZ4V7C	4.68	4.93	20	25	20	900	1	5	1
RLZ5V1	4.8	5.4	20	20	20	800	1	5	1.5
RLZ5V1A	4.81	5.07	20	20	20	800	1	5	1.5
RLZ5V1B	4.94	5.2	20	20	20	800	1	5	1.5
RLZ5V1C	5.09	5.37	20	20	20	800	1	5	1.5
RLZ5V6	5.3	6	20	13	20	500	1	5	2.5
RLZ5V6A	5.28	5.55	20	13	20	500	1	5	2.5
RLZ5V6B	5.45	5.73	20	13	20	500	1	5	2.5
RLZ5V6C	5.61	5.91	20	13	20	500	1	5	2.5
RLZ6V2	5.8	6.6	20	10	20	300	1	5	3
RLZ6V2A	5.78	6.09	20	10	20	300	1	5	3
RLZ6V2B	5.96	6.27	20	10	20	300	1	5	3
RLZ6V2C	6.12	6.44	20	10	20	300	1	5	3
RLZ6V8	6.4	7.2	20	8	20	150	0.5	2	3.5
RLZ6V8A	6.29	6.63	20	8	20	150	0.5	2	3.5
RLZ6V8B	6.49	6.83	20	8	20	150	0.5	2	3.5
RLZ6V8C	6.66	7.01	20	8	20	150	0.5	2	3.5
RLZ7V5	7	7.9	20	8	20	120	0.5	0.5	4
RLZ7V5A	6.85	7.22	20	8	20	120	0.5	0.5	4
RLZ7V5B	7.07	7.45	20	8	20	120	0.5	0.5	4
RLZ7V5C	7.29	7.67	20	8	20	120	0.5	0.5	4
RLZ8V2	7.7	8.7	20	8	20	120	0.5	0.5	5
RLZ8V2A	7.53	7.92	20	8	20	120	0.5	0.5	5
RLZ8V2B	7.78	8.19	20	8	20	120	0.5	0.5	5
RLZ8V2C	8.03	8.45	20	8	20	120	0.5	0.5	5
RLZ9V1	8.5	9.6	20	8	20	120	0.5	0.5	6
RLZ9V1A	8.29	8.73	20	8	20	120	0.5	0.5	6
RLZ9V1B	8.57	9.01	20	8	20	120	0.5	0.5	6
RLZ9V1C	8.83	9.3	20	8	20	120	0.5	0.5	6
RLZ10	9.4	10.6	20	8	20	120	0.5	0.2	7
RLZ10A	9.12	9.59	20	8	20	120	0.5	0.2	7
RLZ10B	9.41	9.9	20	8	20	120	0.5	0.2	7
RLZ10C	9.7	10.2	20	8	20	120	0.5	0.2	7
RLZ10D	9.94	10.44	20	8	20	120	0.5	0.2	7
RLZ11	10.4	11.6	10	10	10	120	0.5	0.2	8
RLZ11A	10.18	10.71	10	10	10	120	0.5	0.2	8
RLZ11B	10.5	11.05	10	10	10	120	0.5	0.2	8
RLZ11C	10.82	11.38	10	10	10	120	0.5	0.2	8
RLZ12	11.4	12.6	10	12	10	110	0.5	0.2	9
RLZ12A	11.13	11.71	10	12	10	110	0.5	0.2	9
RLZ12B	11.44	12.03	10	12	10	110	0.5	0.2	9
RLZ12C	11.74	12.35	10	12	10	110	0.5	0.2	9
RLZ13	12.4	14.1	10	14	10	110	0.5	0.2	10



**SEMTECH ELECTRONICS LTD.**  
Subsidiary of Sino-Tech International (BVI) Limited

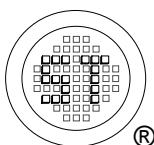


Dated : 18/07/2009

# RLZ Series

Characteristics at  $T_a = 25\text{ }^\circ\text{C}$  ( $V_F = 1\text{ V Max. at } I_F = 100\text{ mA}$ )

Type	Zener Voltage <sup>1)</sup>		Operating Resistance			Rising Operating Resistance		Reverse Current	
	$V_Z$		at $I_{ZT}$	$Z_{ZT}$	at $I_{ZT}$	$Z_{ZK}$	at $I_{ZK}$	$I_R$	at $V_R$
	Min. (V)	Max. (V)	(mA)	Max. ( $\Omega$ )	(mA)	Max. ( $\Omega$ )	(mA)	Max. ( $\mu\text{A}$ )	(V)
RLZ13A	12.11	12.75	10	14	10	110	0.5	0.2	10
RLZ13B	12.55	13.21	10	14	10	110	0.5	0.2	10
RLZ13C	12.99	13.66	10	14	10	110	0.5	0.2	10
RLZ15	13.8	15.6	10	16	10	110	0.5	0.2	11
RLZ15A	13.44	14.13	10	16	10	110	0.5	0.2	11
RLZ15B	13.89	14.62	10	16	10	110	0.5	0.2	11
RLZ15C	14.35	15.09	10	16	10	110	0.5	0.2	11
RLZ16	15.3	17.1	10	18	10	150	0.5	0.2	12
RLZ16A	14.8	15.57	10	18	10	150	0.5	0.2	12
RLZ16B	15.25	16.04	10	18	10	150	0.5	0.2	12
RLZ16C	15.69	16.51	10	18	10	150	0.5	0.2	12
RLZ18	16.8	19.1	10	23	10	150	0.5	0.2	13
RLZ18A	16.22	17.06	10	23	10	150	0.5	0.2	13
RLZ18B	16.82	17.7	10	23	10	150	0.5	0.2	13
RLZ18C	17.42	18.33	10	23	10	150	0.5	0.2	13
RLZ20	18.8	21.2	10	28	10	200	0.5	0.2	15
RLZ20A	18.02	18.96	10	28	10	200	0.5	0.2	15
RLZ20B	18.63	19.59	10	28	10	200	0.5	0.2	15
RLZ20C	19.23	20.22	10	28	10	200	0.5	0.2	15
RLZ20D	19.72	20.72	10	28	10	200	0.5	0.2	15
RLZ22	20.8	23.3	5	30	5	200	0.5	0.2	17
RLZ22A	20.15	21.2	5	30	5	200	0.5	0.2	17
RLZ22B	20.64	21.71	5	30	5	200	0.5	0.2	17
RLZ22C	21.08	22.17	5	30	5	200	0.5	0.2	17
RLZ22D	21.52	22.63	5	30	5	200	0.5	0.2	17
RLZ24	22.8	25.6	5	35	5	200	0.5	0.2	19
RLZ24A	22.05	23.18	5	35	5	200	0.5	0.2	19
RLZ24B	22.61	23.77	5	35	5	200	0.5	0.2	19
RLZ24C	23.12	24.31	5	35	5	200	0.5	0.2	19
RLZ24D	23.63	24.85	5	35	5	200	0.5	0.2	19
RLZ27	25.1	28.9	5	45	5	250	0.5	0.2	21
RLZ27A	24.26	25.52	5	45	5	250	0.5	0.2	21
RLZ27B	24.97	26.26	5	45	5	250	0.5	0.2	21
RLZ27C	25.63	26.95	5	45	5	250	0.5	0.2	21
RLZ27D	26.29	27.64	5	45	5	250	0.5	0.2	21
RLZ30	28	32	5	55	5	250	0.5	0.2	23
RLZ30A	26.99	28.39	5	55	5	250	0.5	0.2	23
RLZ30B	27.70	29.13	5	55	5	250	0.5	0.2	23
RLZ30C	28.36	29.82	5	55	5	250	0.5	0.2	23
RLZ30D	29.02	30.51	5	55	5	250	0.5	0.2	23
RLZ33	31	35	5	65	5	250	0.5	0.2	25
RLZ33A	29.68	31.22	5	65	5	250	0.5	0.2	25
RLZ33B	30.32	31.88	5	65	5	250	0.5	0.2	25



**SEMTECH ELECTRONICS LTD.**  
Subsidiary of Sino-Tech International (BVI) Limited



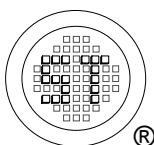
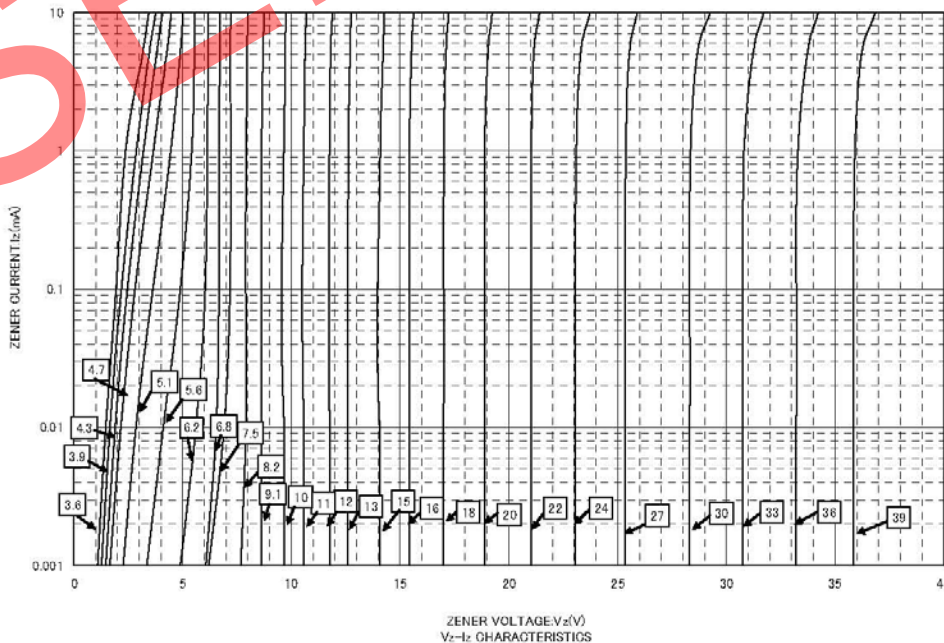
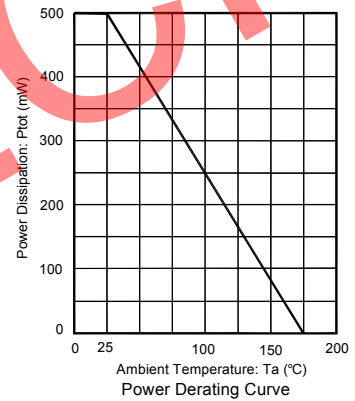
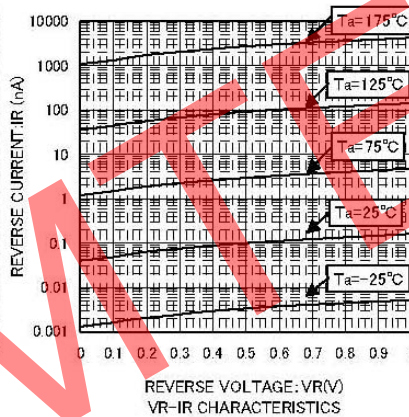
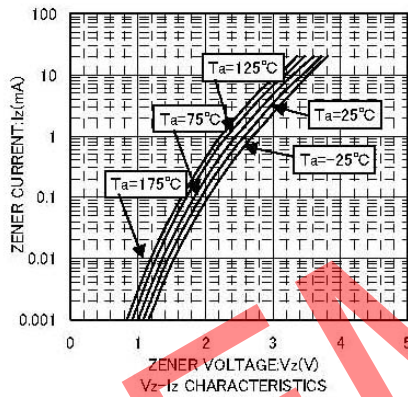
Dated : 18/07/2009

# RLZ Series

Characteristics at  $T_a = 25^\circ\text{C}$  ( $V_F = 1\text{ V Max. at } I_F = 100\text{ mA}$ )

Type	Zener Voltage <sup>1)</sup>		Operating Resistance		Rising Operating Resistance		Reverse Current		
	$V_Z$		at $I_{ZT}$	$Z_{ZT}$	at $I_{ZT}$	$Z_{ZK}$	at $I_{ZK}$	$I_R$	at $V_R$
	Min. (V)	Max. (V)	(mA)	Max. ( $\Omega$ )	(mA)	Max. ( $\Omega$ )	(mA)	Max. ( $\mu\text{A}$ )	(V)
RLZ33C	30.9	32.5	5	65	5	250	0.5	0.2	25
RLZ33D	31.49	33.11	5	65	5	250	0.5	0.2	25
RLZ36	34	38	5	75	5	250	0.5	0.2	27
RLZ36A	32.14	33.79	5	75	5	250	0.5	0.2	27
RLZ36B	32.79	34.49	5	75	5	250	0.5	0.2	27
RLZ36C	33.4	35.13	5	75	5	250	0.5	0.2	27
RLZ36D	34.01	35.77	5	75	5	250	0.5	0.2	27
RLZ39	37	41	5	85	5	250	0.5	0.2	30
RLZ39A	34.68	36.47	5	85	5	250	0.5	0.2	30
RLZ39B	35.36	37.19	5	85	5	250	0.5	0.2	30
RLZ39C	36	37.85	5	85	5	250	0.5	0.2	30
RLZ39D	36.63	38.52	5	85	5	250	0.5	0.2	30

<sup>1)</sup> Tested with pulses  $t_p = 20\text{ ms}$ .



**SEMTECH ELECTRONICS LTD.**  
Subsidiary of Sino-Tech International (BVI) Limited



Dated : 18/07/2009