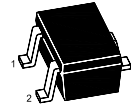
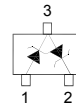


BZX84C...SEW Series

SILICON PLANAR ZENER DIODES



SOT-323 Plastic Package

1. Anode 2. Cathode 3. Cathode / Anode

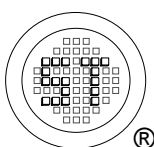
Absolute Maximum Ratings ($T_a = 25\text{ }^\circ\text{C}$)

Parameter	Symbol	Value	Unit
Power Dissipation	P_D	200	mW
Operating Junction and Storage Temperature Range	T_j, T_{Stg}	- 55 to + 150	$^\circ\text{C}$

Electrical Characteristics at $T_a = 25\text{ }^\circ\text{C}$ ($V_F = 0.9\text{ V Max. at } I_F = 10\text{ mA}$)

Type	Marking Code	Zener Voltage Range ¹⁾			Dynamic Resistance				Reverse Current	
		V_Z		at I_{ZT}	Z_{ZT}	at I_{ZT}	Z_{ZK}	at I_{ZK}	I_R	at V_R
		Min.(V)	Max.(V)	mA	Max.(Ω)	mA	Max.(Ω)	mA	Max.(μA)	V
BZX84C2V4SEW	RF	2.2	2.6	5	100	5	600	1	50	1
BZX84C2V7SEW	RH	2.5	2.9	5	100	5	600	1	20	1
BZX84C3V0SEW	RJ	2.8	3.2	5	95	5	600	1	20	1
BZX84C3V3SEW	RK	3.1	3.5	5	95	5	600	1	5	1
BZX84C3V6SEW	RM	3.4	3.8	5	90	5	600	1	5	1
BZX84C3V9SEW	RN	3.7	4.1	5	90	5	600	1	3	1
BZX84C4V3SEW	RP	4	4.6	5	90	5	600	1	3	1
BZX84C4V7SEW	RR	4.4	5	5	80	5	600	1	3	2
BZX84C5V1SEW	RX	4.8	5.4	5	60	5	500	1	2	2
BZX84C5V6SEW	RY	5.2	6	5	40	5	480	1	1	2
BZX84C6V2SEW	RZ	5.8	6.6	5	10	5	400	1	3	4
BZX84C6V8SEW	XA	6.4	7.2	5	15	5	150	1	2	4
BZX84C7V5SEW	XB	7	7.9	5	15	5	80	1	1	5
BZX84C8V2SEW	XC	7.7	8.7	5	15	5	80	1	0.7	5
BZX84C9V1SEW	XD	8.5	9.6	5	15	5	80	1	0.5	6
BZX84C10SEW	XE	9.4	10.6	5	20	5	100	1	0.2	7
BZX84C11SEW	XF	10.4	11.6	5	20	5	150	1	0.1	8
BZX84C12SEW	XH	11.4	12.7	5	25	5	150	1	0.1	8
BZX84C13SEW	XJ	12.4	14.1	5	30	5	150	1	0.1	8
BZX84C15SEW	XK	13.8	15.6	5	30	5	170	1	0.1	10.5
BZX84C16SEW	XM	15.3	17.1	5	40	5	200	1	0.1	11.2
BZX84C18SEW	XN	16.8	19.1	5	45	5	200	1	0.1	12.6
BZX84C20SEW	XP	18.8	21.2	5	55	5	225	1	0.1	14
BZX84C22SEW	XR	20.8	23.3	5	55	5	225	1	0.1	15.4
BZX84C24SEW	XX	22.8	25.6	5	70	5	250	1	0.1	16.8
BZX84C27SEW	XY	25.1	28.9	2	80	2	250	0.5	0.1	18.9
BZX84C30SEW	XZ	28	32	2	80	2	300	0.5	0.1	21
BZX84C33SEW	YA	31	35	2	80	2	300	0.5	0.1	23.1
BZX84C36SEW	YB	34	38	2	90	2	325	0.5	0.1	25.2
BZX84C39SEW	YC	37	41	2	130	2	350	0.5	0.1	27.3

¹⁾ Tested with pulses $t_p = 20\text{ ms}$.



SEMTECH ELECTRONICS LTD.
Subsidiary of Sino-Tech International (BVI) Limited



Dated : 11/09/2008

BZX84C...SEW Series

Electrical Characteristics at $T_a = 25^\circ\text{C}$ ($V_F = 0.9\text{ V Max. at } I_F = 10\text{ mA}$)

Type	Marking Code	Zener Voltage Range ¹⁾			Dynamic Resistance				Reverse Current	
		V_Z		at I_{ZT}	Z_{ZT}	at I_{ZT}	Z_{ZK}	at I_{ZK}	I_R	at V_R
		Min.(V)	Max.(V)	mA	Max.(Ω)	mA	Max.(Ω)	mA	Max.(μA)	V
BZX84C43SEW	YD	40	46	2	150	2	375	0.5	0.1	30.1
BZX84C47SEW	YE	44	50	2	170	2	375	0.5	0.1	32.9
BZX84C51SEW	YF	48	54	2	180	2	400	0.5	0.1	35.7
BZX84C56SEW	YH	52	60	2	200	2	425	0.5	0.1	39.2
BZX84C62SEW	YJ	58	66	2	215	2	450	0.5	0.1	43.4
BZX84C68SEW	YK	64	72	2	240	2	475	0.5	0.1	47.6
BZX84C75SEW	YM	70	79	2	255	2	500	0.5	0.1	52.5

¹⁾ Tested with pulses $t_p = 20\text{ ms}$.

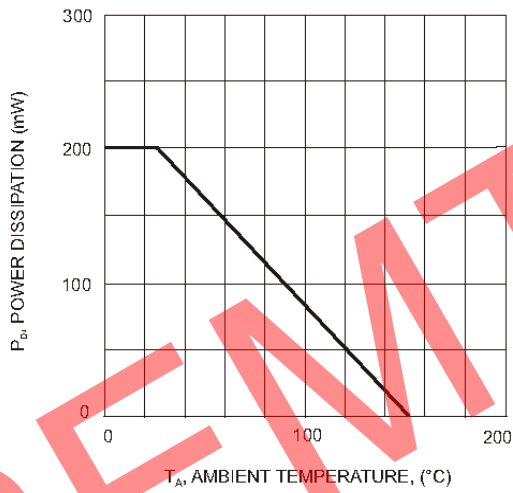


Fig. 1. Power Derating Curve

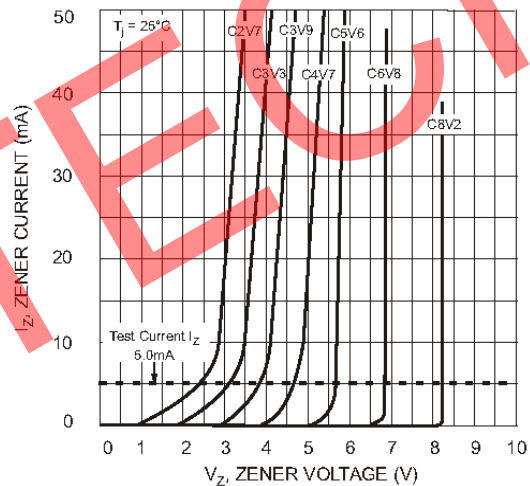


Fig. 2. Zener Breakdown Characteristics

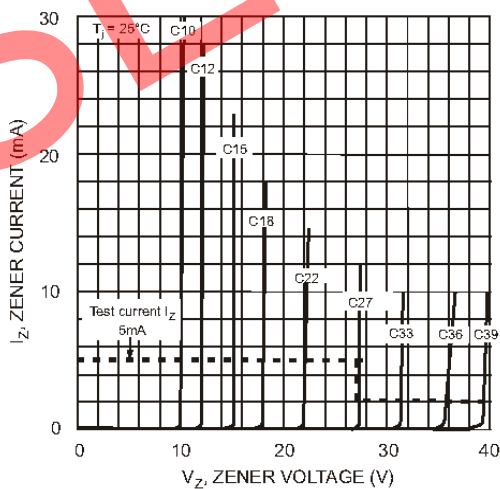


Fig. 3. Zener Breakdown Characteristics

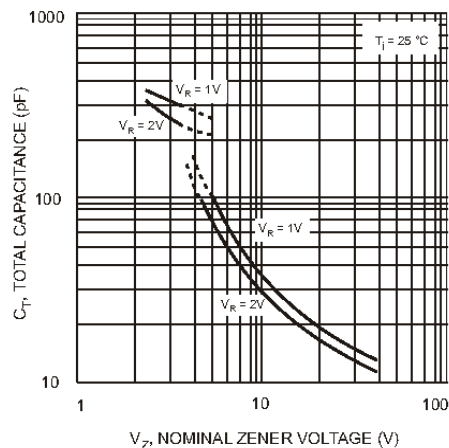
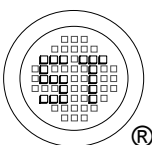


Fig. 4. Total Capacitance vs Nominal Zener Voltage



SEMTECH ELECTRONICS LTD.
Subsidiary of Sino-Tech International (BVI) Limited



Dated : 11/09/2008