



**Micro Commercial Components**

Micro Commercial Components  
 20736 Marilla Street Chatsworth  
 CA 91311  
 Phone: (818) 701-4933  
 Fax: (818) 701-4939

**MCL5221  
 THRU  
 MCL5267**

**500 mW  
 Zener Diode  
 2.4 to 75 Volts**

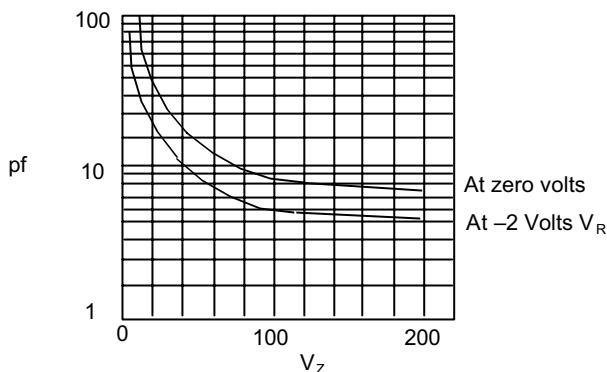
**Features**

- Lead Free Finish/RoHS Compliant(Note 1) ("P" Suffix designates RoHS Compliant. See ordering information)
- Wide Voltage Range Available
- Glass Package
- High Temp Soldering: 260°C for 10 Seconds At Terminals
- Surface Mount Package

**Maximum Ratings**

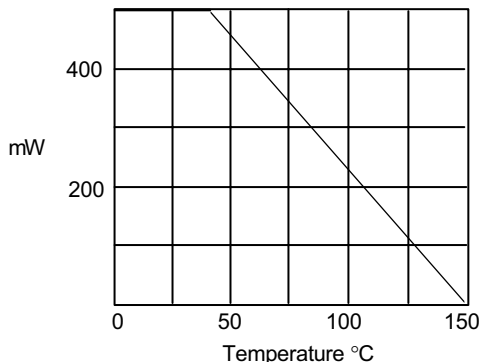
- Operating Temperature: -55°C to +150°C
- Storage Temperature: -55°C to +150°C
- 500 mWatt DC Power Dissipation
- Power Derating: 4.0mW/°C above 50°C
- Forward Voltage @ 200mA: 1.1 Volts

Figure 1 - Typical Capacitance



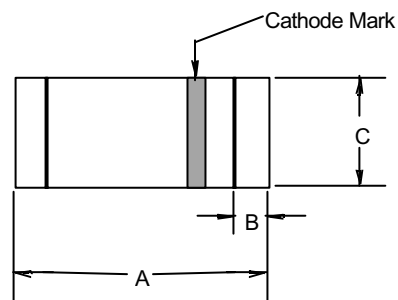
Typical Capacitance (pf) – versus – Zener voltage (V<sub>Z</sub>)

Figure 2 - Derating Curve



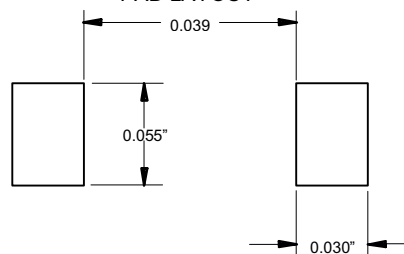
Power Dissipation (mW) - Versus - Ambient Temperature °C

**MICROMELF**



DIM	INCHES		MM		NOTE
	MIN	MAX	MIN	MAX	
A	.071	.079	1.8	2.0	
B	.004	.008	.10	.20	
C	.047	.051	1.20	1.30	∅

**SUGGESTED SOLDER PAD LAYOUT**



Note:1.Lead in Glass Exemption Applied, see EU Directive Annex 5.

# MCL5221 thru MCL5267

MCC PART NUMBER	NOMINAL ZENER VOLTAGE $V_Z$ @ $I_{ZT}$ VOLTS	TEST CURRENT $I_{ZT}$ mA	MAXIMUM ZENER IMPEDANCE 'B' SUFFIX ONLY		MAXIMUM REVERSE LEAKAGE CURRENT		MAX. ZENER VOLTAGE TEMP COEFFICIENT 'B' SUFFIX ONLY % / °C
			$Z_{ZT}$ @ $I_{ZT}$	$Z_{ZK}$ @ $I_{ZK} = 0.25mA$	$I_R$ @ $V_R$	$V_R$	
			OHMS	OHMS	$\mu A$	VOLTS	
MCL5221	2.4	20	30	1200	100	1.0	-0.085
MCL5222	2.5	20	30	1250	100	1.0	-0.085
MCL5223	2.7	20	30	1300	75	1.0	-0.080
MCL5224	2.8	20	30	1400	75	1.0	-0.080
MCL5225	3.0	20	29	1600	50	1.0	-0.075
MCL5226	3.3	20	28	1600	25	1.0	-0.070
MCL5227	3.6	20	24	1700	15	1.0	-0.065
MCL5228	3.9	20	23	1900	10	1.0	-0.060
MCL5229	4.3	20	22	2000	5.0	1.0	$\pm 0.055$
MCL5230	4.7	20	19	1900	5.0	2.0	$\pm 0.030$
MCL5231	5.1	20	17	1600	5.0	2.0	$\pm 0.030$
MCL5232	5.6	20	11	1600	5.0	3.0	+0.038
MCL5233	6.0	20	7.0	1600	5.0	3.5	+0.038
MCL5234	6.2	20	7.0	1000	5.0	4.0	+0.045
MCL5235	6.8	20	5.0	750	3.0	5.0	+0.050
MCL5236	7.5	20	6.0	500	3.0	6.0	+0.058
MCL5237	8.2	20	8.0	500	3.0	6.5	+0.062
MCL5238	8.7	20	8.0	600	3.0	6.5	+0.065
MCL5239	9.1	20	10	600	3.0	7.0	+0.068
MCL5240	10	20	17	600	3.0	8.0	+0.075
MCL5241	11	20	22	600	2.0	8.4	+0.076
MCL5242	12	20	30	600	1.0	9.1	+0.077
MCL5243	13	9.5	13	600	0.5	9.9	+0.079
MCL5244	14	9.0	15	600	0.1	10	+0.082
MCL5245	15	8.5	16	600	0.1	11	+0.082
MCL5246	16	7.8	17	600	0.1	12	+0.083
MCL5247	17	7.4	19	600	0.1	13	+0.084
MCL5248	18	7.0	21	600	0.1	14	+0.085
MCL5249	19	6.6	23	600	0.1	14	+0.086
MCL5250	20	6.2	25	600	0.1	15	+0.086
MCL5251	22	5.6	29	600	0.1	17	+0.087
MCL5252	24	5.2	33	600	0.1	18	+0.088
MCL5253	25	5.0	35	600	0.1	19	+0.089
MCL5254	27	4.6	41	600	0.1	21	+0.090
MCL5255	28	4.5	44	600	0.1	21	+0.091
MCL5256	30	4.2	49	600	0.1	23	+0.091
MCL5257	33	3.8	58	700	0.1	25	+0.092
MCL5258	36	3.4	70	700	0.1	27	+0.093
MCL5259	39	3.2	80	800	0.1	30	+0.094
MCL5260	43	3.0	93	900	0.1	33	+0.095
MCL5261	47	2.7	105	1000	0.1	36	+0.095
MCL5262	51	2.5	125	1100	0.1	39	+0.096
MCL5263	56	2.2	150	1300	0.1	43	+0.096
MCL5264	60	2.1	170	1400	0.1	46	+0.097
MCL5265	62	2.0	185	1400	0.1	47	+0.097
MCL5266	68	1.8	230	1600	0.1	52	+0.097
MCL5267	75	1.7	270	1700	0.1	56	+0.098

NOTE 1: Table as shown lists type numbers, which indicate a tolerance of  $\pm 20\%$  with guaranteed limits on only  $V_Z$ ,  $I_R$ , and  $V_F$ . Devices with guaranteed limits on all six parameters are indicated by suffix "A" for  $\pm 10\%$ , "B" for  $\pm 5\%$ , "C" for  $\pm 2\%$ , and "D" for  $\pm 1\%$  tolerance

NOTE 2: The electrical characteristics are measured after allowing the device to stabilize for 20 seconds.

NOTE 3: Temperature characteristic ( $\hat{a}_{VZ}$ ). Test conditions for temperature coefficient are as follows:

a.  $I_{ZT} = 7.5mA$ ,  $T_1 = 25^\circ C$ ,  $T_2 = 125^\circ C$  (MCL5221 thru MCL5242)

b.  $I_{ZT} = \text{Rated } I_{ZT}$ ,  $T_1 = 25^\circ C$ ,  $T_2 = 125^\circ C$  (MCL5243 thru MCL5267)

Device to be temperature stabilized with current applied prior to reading breakdown voltage at the specified ambient temperature.



TM

Micro Commercial Components

## Ordering Information

Device	Packing
(Part Number)-TP	Tape&Reel;2.5Kpcs/Reel

### \*\*\*IMPORTANT NOTICE\*\*\*

*Micro Commercial Components Corp.* reserves the right to make changes without further notice to any product herein to make corrections, modifications, enhancements, improvements, or other changes. *Micro Commercial Components Corp.* does not assume any liability arising out of the application or use of any product described herein; neither does it convey any license under its patent rights, nor the rights of others. The user of products in such applications shall assume all risks of such use and will agree to hold *Micro Commercial Components Corp.* and all the companies whose products are represented on our website, harmless against all damages.

### \*\*\*APPLICATIONS DISCLAIMER\*\*\*

Products offer by *Micro Commercial Components Corp.* are not intended for use in Medical, Aerospace or Military Applications.

[www.mccsemi.com](http://www.mccsemi.com)