



Micro Commercial Components



Micro Commercial Components
20736 Marilla Street Chatsworth
CA 91311
Phone: (818) 701-4933
Fax: (818) 701-4939

DL4614
THRU
DL4125

Features

- Zener Voltage Range = 1.8V to 47V
Double Slug Type Construction
Metallurgical Bonded Construction
Lead Free Finish/Rohs Compliant (Note1) ("P" Suffix designates Compliant. See ordering information)
Moisture Sensitivity: Level 1

500mW Silicon
Zener Diodes

Mechanical Data

- Case: Double slug type, hermetically sealed glass
Marking : Cathode band and type number

Maximum Ratings

Table with 4 columns: Parameter, Symbol, Value, Units. Rows include Max. Steady State Power Dissipation, Junction Temperature, Storage Temperature Range, and Thermal Resistance.

MINIMELF
Cathode Mark
DIMENSIONS table
SUGGESTED SOLDER PAD LAYOUT diagram

Electrical Characteristics @ 25°C Unless Otherwise Specified

Table with 4 columns: Parameter, Symbol, Maximum, Unit. Row: Max. Forward Voltage @ If=200mA

Note: 1. Lead in Glass Exemption Applied, see EU Directive Annex 5.

DL4614 thru DL4125



ELECTRICAL CHARACTERISTICS (T_A = 25°C unless otherwise noted, V_F = 1.1 V Max @ I_F = 200mA for all types)

Device ⁽¹⁾	Zener Voltage ⁽²⁾			Maximum Zener Current ⁽³⁾ (I _{ZM})	Reverse Leakage Current ⁽⁴⁾		Zener Impedance ⁽⁵⁾
	V _Z (Volts) @ I _{ZT} =250UA				I _R @V _R		Z _{ZT} @I _{ZT}
	Min	Nom	Max	mA	uA(Max)	Volts	ohm(Max)
DL4614	1.71	1.8	1.89	120	7.5	1	1200
DL4615	1.90	2.0	2.10	110	5.0	1	1250
DL4616	2.09	2.2	2.31	100	4.0	1	1300
DL4617	2.28	2.4	2.52	95	2.0	1	1400
DL4618	2.565	2.7	2.835	90	1.0	1	1500
DL4619	2.85	3.0	3.15	87	0.8	1	1600
DL4620	3.135	3.3	3.465	85	7.5	1.5	1650
DL4621	3.42	3.6	3.78	83	7.5	2	1700
DL4622	3.705	3.9	4.095	80	5.0	2	1650
DL4623	4.085	4.3	4.515	77	4.0	2	1600
DL4624	4.465	4.7	4.935	75	10.0	3	1550
DL4625	4.845	5.1	5.355	70	10.0	3	1500
DL4626	5.32	5.6	5.88	65	10.0	4	1400
DL4627	5.89	6.2	6.51	61	10.0	5	1200
DL4099	6.46	6.8	7.14	56	10.0	5.17	200
DL4100	7.125	7.5	7.875	51	10.0	5.70	200
DL4101	7.79	8.2	8.61	46	1.0	6.24	200
DL4102	8.265	8.7	9.135	44	1.0	6.61	200
DL4103	8.645	9.1	9.555	42	1.0	6.92	200
DL4104	9.5	10	10.5	38	1.0	7.60	200
DL4105	10.45	11	11.55	35	.05	8.44	200
DL4106	11.4	12	12.6	32	.05	8.12	200
DL4107	12.35	13	13.65	29	.05	9.857	200
DL4108	13.3	14	14.7	27	.05	10.65	200
DL4109	14.25	15	15.75	25	.05	11.40	100
DL4110	15.2	16	16.8	24	.05	12.15	100
DL4111	16.15	17	17.85	22	.05	12.92	100
DL4112	17.1	18	18.9	21	.05	13.67	100
DL4113	18.05	19	19.95	20	.05	14.44	150
DL4114	19	20	21	19	.01	15.20	150
DL4115	20.9	22	23.1	17	.01	16.72	150
DL4116	22.8	24	25.2	16	.01	18.25	150
DL4117	23.75	25	26.25	15	.01	19.00	150
DL4118	25.65	27	28.35	14	.01	20.45	150
DL4119	26.6	28	29.4	14	.01	21.28	200
DL4120	28.5	30	31.5	13	.01	22.80	200
DL4121	31.35	33	34.65	12	.01	25.08	200
DL4122	34.2	36	37.8	11	.01	27.38	200
DL4123	37.05	39	40.95	9.8	.01	29.65	200
DL4124	40.85	43	45.15	8.9	.01	32.65	250
DL4125	44.65	47	49.35	8.1	.01	35.75	250

NOTES: 1. TOLERANCE AND TYPE NUMBER DESIGNATION (V_Z)

The type numbers listed have a standard tolerance on the nominal zener voltage of ±5%.

2. ZENER VOLTAGE (V_Z) MEASUREMENT Nominal zener voltage is measured with the device junction in the thermal equilibrium at the lead temperature (T_L) at 30°C ±1°C and 3/8" lead length.

3. MAXIMUM ZENER CURRENT RATINGS (I_{ZM}) This data was calculated using nominal voltages. The maximum handling current capability on a worst case basis is limited by the actual zener voltage at the operation point and the power derating curve.

4.Reverse Leakage Current(I_R)reverse leakage current are guaranteed and measured at V_R shown on the table .

5. Zener Impedance(Z_{ZT}) DerivationThe Zener impedance is derived from the 60 cycle ac voltage.which results when an Ac current having an rms value to 10% of the DC zener current (I_{ZT}) is superimposed on I_{ZT}.

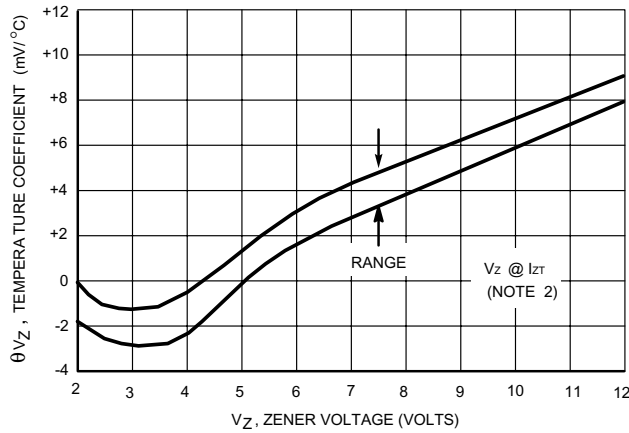


Figure 1. Range for Units to 12 Volts

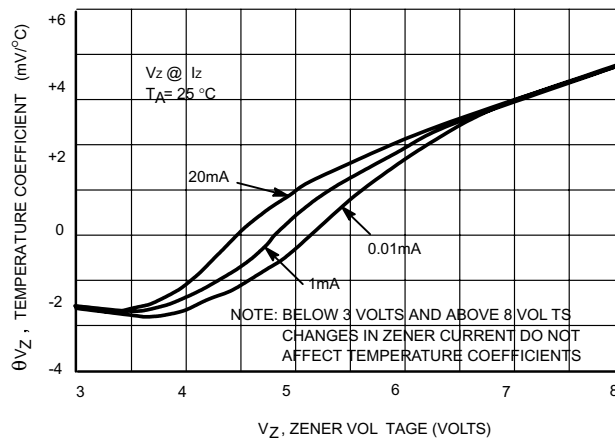


Figure 2. Effect of Zener Current

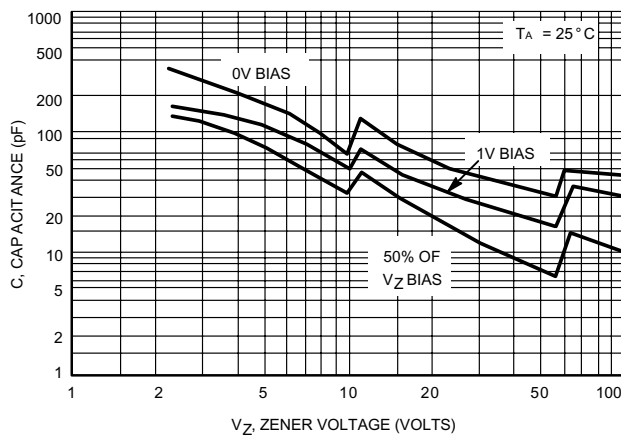


Figure 3. Typical Capacitance 2.4-100 Volts

DL4614 thru DL4125



Micro Commercial Components

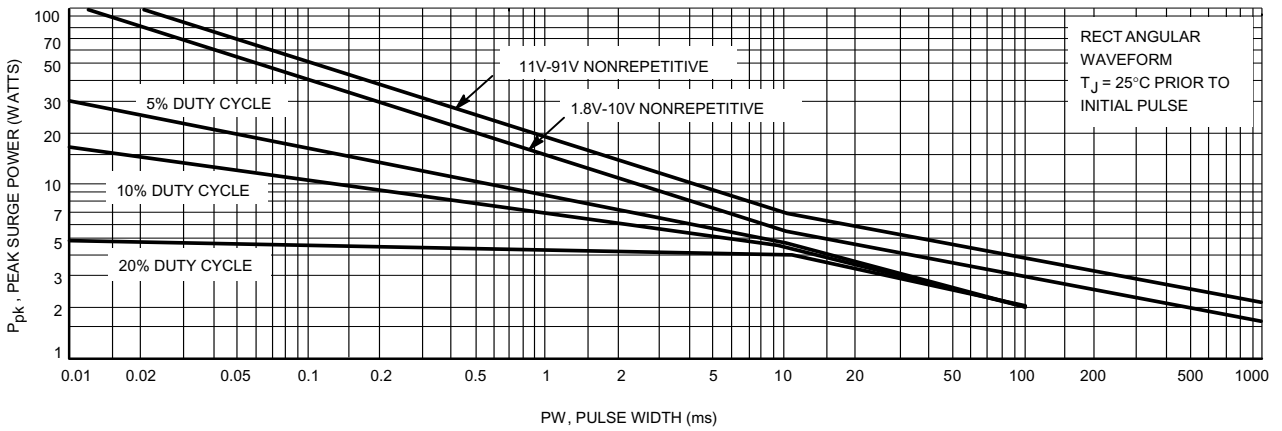


Figure 4. Maximum Surge Power 1.8-91 Volts

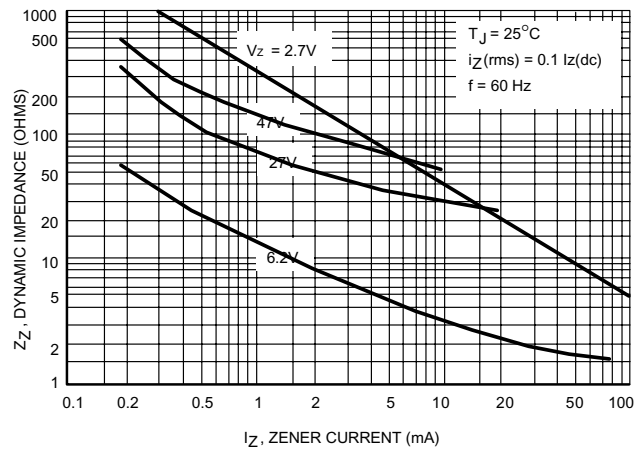


Figure 5. Effect of Zener Current on Zener Impedance

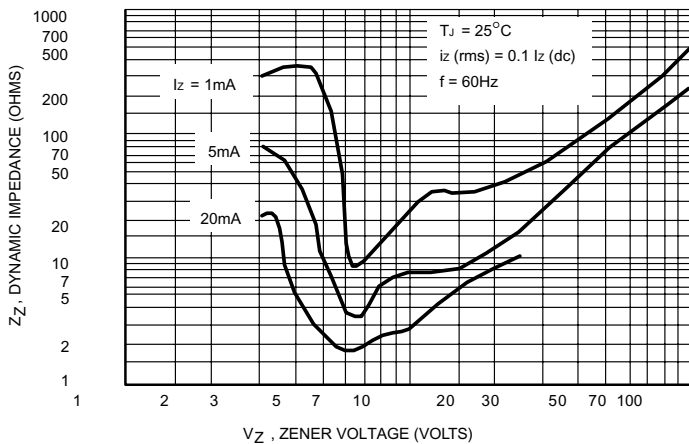


Figure 6. Effect of Zener Voltage on Zener Impedance

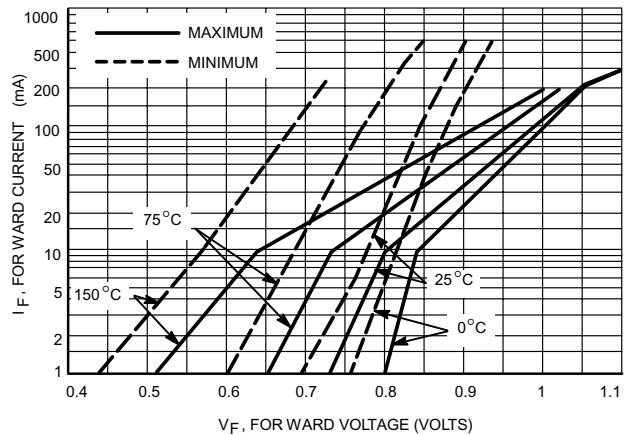


Figure 7. Typical Forward Characteristics



Micro Commercial Components

Ordering Information :

Device	Packing
Part Number-TP	Tape&Reel: 2.5Kpcs/Reel

*****IMPORTANT NOTICE*****

Micro Commercial Components Corp. reserves the right to make changes without further notice to any product herein to make corrections, modifications , enhancements , improvements , or other changes . **Micro Commercial Components Corp .** does not assume any liability arising out of the application or use of any product described herein; neither does it convey any license under its patent rights ,nor the rights of others . The user of products in such applications shall assume all risks of such use and will agree to hold **Micro Commercial Components Corp .** and all the companies whose products are represented on our website, harmless against all damages.

*****LIFE SUPPORT*****

MCC's products are not authorized for use as critical components in life support devices or systems without the express written approval of Micro Commercial Components Corporation.

*****CUSTOMER AWARENESS*****

Counterfeiting of semiconductor parts is a growing problem in the industry. Micro Commercial Components (MCC) is taking strong measures to protect ourselves and our customers from the proliferation of counterfeit parts. MCC strongly encourages customers to purchase MCC parts either directly from MCC or from Authorized MCC Distributors who are listed by country on our web page cited below. Products customers buy either from MCC directly or from Authorized MCC Distributors are genuine parts, have full traceability, meet MCC's quality standards for handling and storage. **MCC will not provide any warranty coverage or other assistance for parts bought from Unauthorized Sources.** MCC is committed to combat this global problem and encourage our customers to do their part in stopping this practice by buying direct or from authorized distributors.