


## Band Switching Diodes



9612009

### MECHANICAL DATA

**Case:** QuadromELF SOD80

**Weight:** approx. 34 mg

**Cathode band color:** black

**Packaging codes/options:**

GS18/10K per 13" reel (8 mm tape), 10K/box

GS08/2.5K per 7" reel (8 mm tape), 12.5K/box

### FEATURES

- Silicon planar diodes
- Low dynamic forward resistance
- Low diode capacitance
- High reverse impedance
- QuadromELF package
- AEC-Q101 qualified
- Compliant to RoHS directive 2002/95/EC and in accordance to WEEE 2002/96/EC


**RoHS**  
COMPLIANT

### APPLICATIONS

- Band switching in VHF-tuners

### PARTS TABLE

PART	TYPE DIFFERENTIATION	ORDERING CODE	REMARKS
BA982	$V_R = 35\text{ V}$ , $r_f$ at $I_F 3\text{ mA} = \text{max. } 0.7\ \Omega$	BA982-GS18 or BA982-GS08	Tape and reel
BA983	$V_R = 35\text{ V}$ , $r_f$ at $I_F 3\text{ mA} = \text{max. } 1.2\ \Omega$	BA983-GS18 or BA983-GS08	Tape and reel

### ABSOLUTE MAXIMUM RATINGS <sup>(1)</sup>

PARAMETER	TEST CONDITIONS	SYMBOL	VALUE	UNIT
Reverse voltage		$V_R$	35	V
Forward continuous current		$I_F$	100	mA

**Note**
<sup>(1)</sup>  $T_{amb} = 25\text{ }^\circ\text{C}$ , unless otherwise specified

### THERMAL CHARACTERISTICS <sup>(1)</sup>

PARAMETER	TEST CONDITION	SYMBOL	VALUE	UNIT
Junction to ambient air	On PC board 50 mm x 50 mm x 1.6 mm	$R_{thJA}$	500	K/W
Junction temperature		$T_j$	150	$^\circ\text{C}$
Storage temperature range		$T_{stg}$	- 55 to + 150	$^\circ\text{C}$

**Note**
<sup>(1)</sup>  $T_{amb} = 25\text{ }^\circ\text{C}$ , unless otherwise specified

### ELECTRICAL CHARACTERISTICS <sup>(1)</sup>

PARAMETER	TEST CONDITION	PART	SYMBOL	MIN.	TYP.	MAX.	UNIT
Forward voltage	$I_F = 100\text{ mA}$		$V_F$			1000	mV
Reverse current	$V_R = 20\text{ V}$		$I_R$			50	nA
Diode capacitance	$f = 100\text{ MHz}$ , $V_R = 1\text{ V}$		$C_{D1}$			1.5	pF
	$f = 100\text{ MHz}$ , $V_R = 3\text{ V}$	BA982	$C_{D2}$			1.25	pF
Dynamic forward resistance	$f = 200\text{ MHz}$ , $I_F = 3\text{ mA}$	BA982	$r_{f1}$			0.7	$\Omega$
		BA983	$r_{f1}$			1.2	$\Omega$
	$f = 200\text{ MHz}$ , $I_F = 10\text{ mA}$	BA982	$r_{f2}$			0.5	$\Omega$
		BA983	$r_{f2}$			0.9	$\Omega$

**Note**
<sup>(1)</sup>  $T_{amb} = 25\text{ }^\circ\text{C}$ , unless otherwise specified

**TYPICAL CHARACTERISTICS**  $T_{amb} = 25\text{ }^{\circ}\text{C}$ , unless otherwise specified

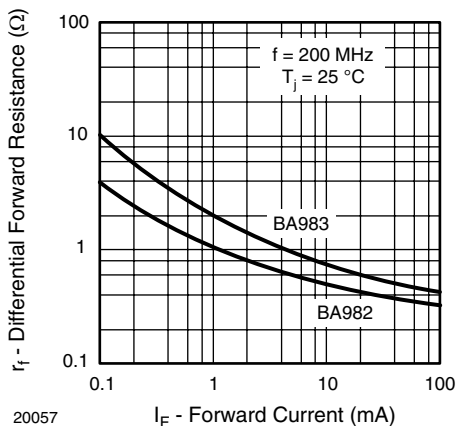


Fig. 1 - Dynamic Forward Resistance vs. Forward Current

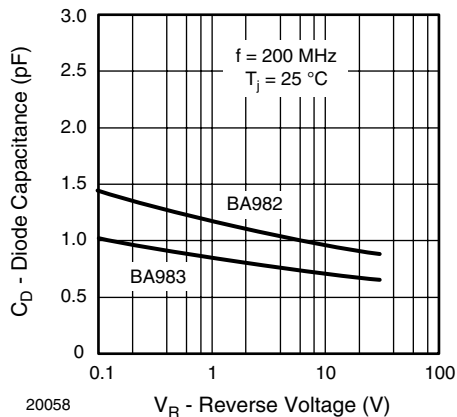
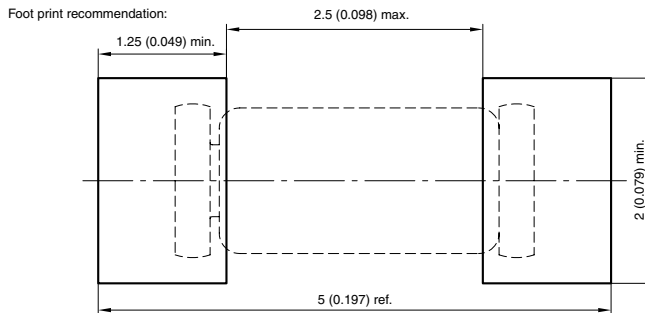
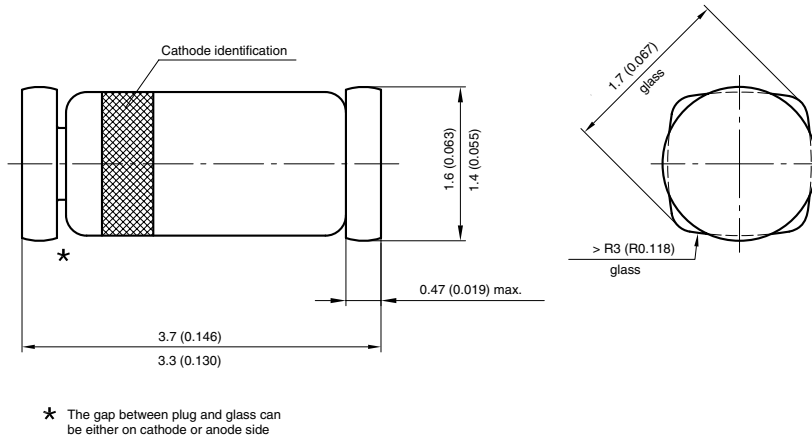


Fig. 2 - Diode Capacitance vs. Reverse Voltage

**PACKAGE DIMENSIONS** in millimeters (inches): **QuadroMELF SOD80**



Created - Date: 03.November.2003  
 Rev. 11 - Date: 07.June.2006  
 Document no.:6.560-5006.01-4  
 96 12071



## Disclaimer

All product specifications and data are subject to change without notice.

Vishay Intertechnology, Inc., its affiliates, agents, and employees, and all persons acting on its or their behalf (collectively, "Vishay"), disclaim any and all liability for any errors, inaccuracies or incompleteness contained herein or in any other disclosure relating to any product.

Vishay disclaims any and all liability arising out of the use or application of any product described herein or of any information provided herein to the maximum extent permitted by law. The product specifications do not expand or otherwise modify Vishay's terms and conditions of purchase, including but not limited to the warranty expressed therein, which apply to these products.

No license, express or implied, by estoppel or otherwise, to any intellectual property rights is granted by this document or by any conduct of Vishay.

The products shown herein are not designed for use in medical, life-saving, or life-sustaining applications unless otherwise expressly indicated. Customers using or selling Vishay products not expressly indicated for use in such applications do so entirely at their own risk and agree to fully indemnify Vishay for any damages arising or resulting from such use or sale. Please contact authorized Vishay personnel to obtain written terms and conditions regarding products designed for such applications.

Product names and markings noted herein may be trademarks of their respective owners.