

ISA2166AM1

FOR GENERAL PURPOSE HIGH CURRENT DRIVE APPLICATION
SILICON PNP EPITAXIAL TYPE

DESCRIPTION

ISA2166AM1 is a silicon PNP epitaxial type transistor
Designed with high collector current, low $V_{CE(sat)}$.

FEATURE

- High collector current

$$I_{C(MAX)} = -500\text{mA}$$

- Low collector to emitter saturation voltage

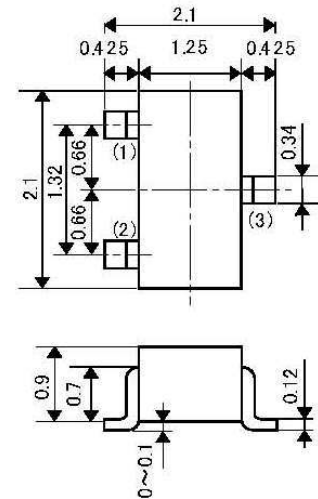
$$V_{CE(sat)} < -0.4V_{max} (I_C = -150\text{mA}, I_B = -15\text{mA})$$

APPLICATION

For switching application, small type motor drive application.

OUTLINE DRAWING

Unit: mm



TERMINAL CONNECTOR

①: BASE

②: EMITTER

③: COLLECTOR

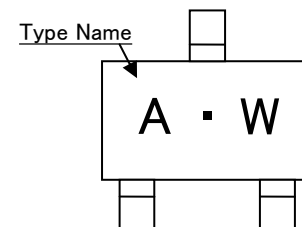
JEITA: SC-70

JEDEC: —

MAXIMUM RATINGS ($T_a=25^\circ\text{C}$)

Symbol	Parameter	Ratings	Unit
V_{CEO}	Collector to Emitter voltage	-60	V
V_{CBO}	Collector to Base voltage	-60	V
V_{EBO}	Emitter to Base voltage	-5	V
I_C	Collector current	-500	mA
P_C	Collector dissipation	200	mW
T_j	Junction temperature	150	$^\circ\text{C}$
T_{stg}	Storage temperature	-55~150	$^\circ\text{C}$

MARKING



ELECTRICAL CHARACTERISTICS ($T_a=25^\circ\text{C}$)

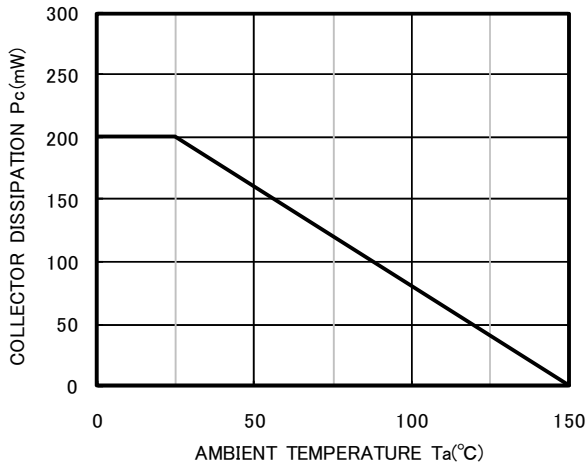
Symbol	Parameter	Test condition	Limits			Unit
			Min	Typ	Max	
$V_{(BR)CEO}$	C to E break down voltage	$I_C = -1\text{mA}, I_B = 0$	-60			V
$V_{(BR)CBO}$	C to B break down voltage	$I_C = -10\mu\text{A}, I_E = 0$	-60			V
$V_{(BR)EBO}$	E to B break down voltage	$I_E = -10\mu\text{A}, I_C = 0$	-5			V
I_{CBO}	Collector cut off current	$V_{CB} = -50\text{V}, I_E = 0$			-0.1	μA
I_{EBO}	Emitter cut off current	$V_{EB} = -3\text{V}, I_C = 0$			-0.1	μA
h_{FE}	DC forward current gain	$I_C = -150\text{mA}, V_{CE} = -10\text{V}$	100		300	-
$V_{CE(sat)}$	C to E saturation voltage	$I_C = -150\text{mA}, I_B = -15\text{mA}$			-0.4	V
$V_{BE(sat)}$	B to E saturation voltage	$I_C = -150\text{mA}, I_B = -15\text{mA}$			-1.3	V
f_T	Gain band width product	$I_E = 50\text{mA}, V_{CE} = -20\text{V}, f = 100\text{MHz}$	200			MHz
C_{ob}	Collector output capacitance	$V_{CB} = -10\text{V}, f = 1\text{MHz}$			8	pF

ISA2166AM1

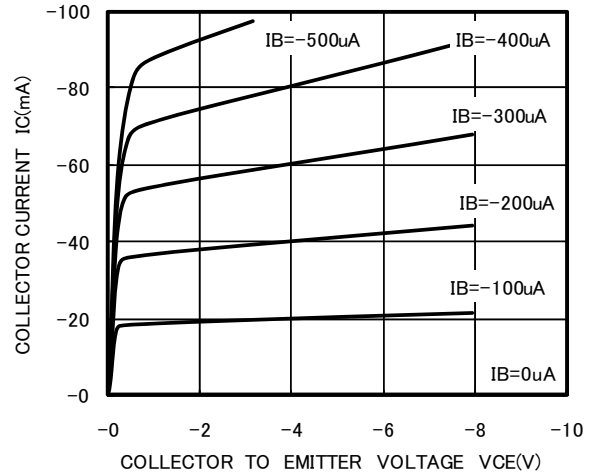
FOR GENERAL PURPOSE HIGH CURRENT DRIVE APPLICATION
SILICON PNP EPITAXIAL TYPE

TYPICAL CHARACTERISTICS

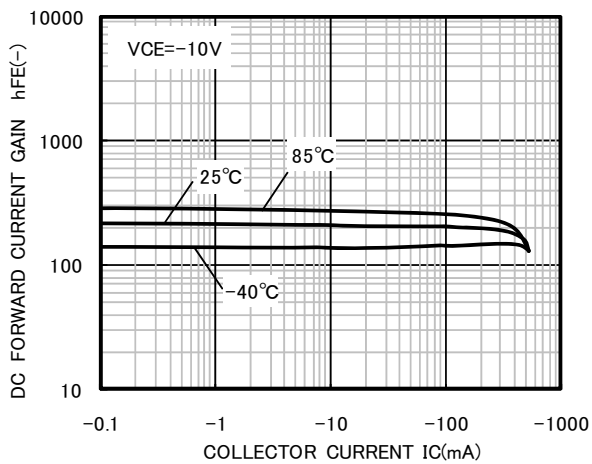
COLLECTOR DISSIPATION VS.
AMBIENT TEMPERATURE



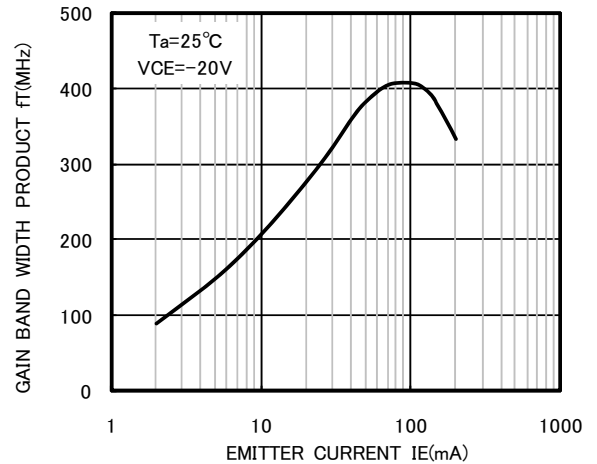
COMMON EMITTER OUTPUT T_a=25°C



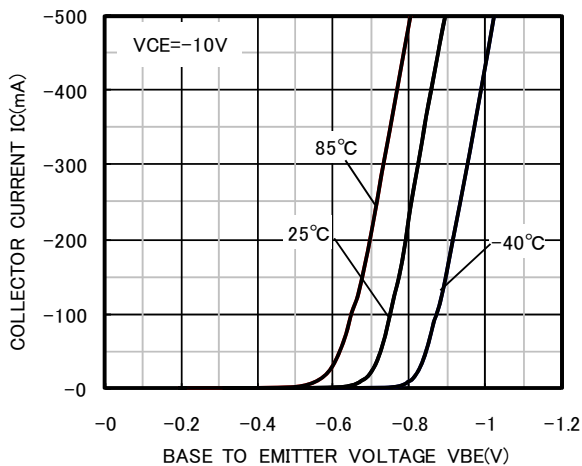
DC FORWARD CURRENT GAIN VS.
COLLECTOR CURRENT



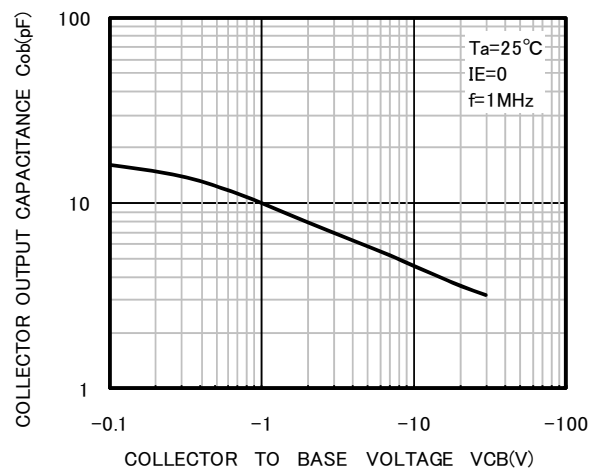
GAIN BAND WIDTH PRODUCT VS.
EMITTER CURRENT



COMMON EMITTER TRANSFER



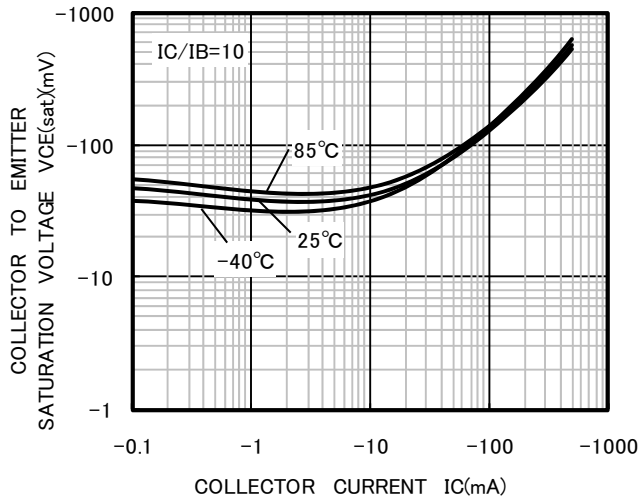
COLLECTOR OUTPUT CAPACITANCE VS.
COLLECTOR TO BASE VOLTAGE



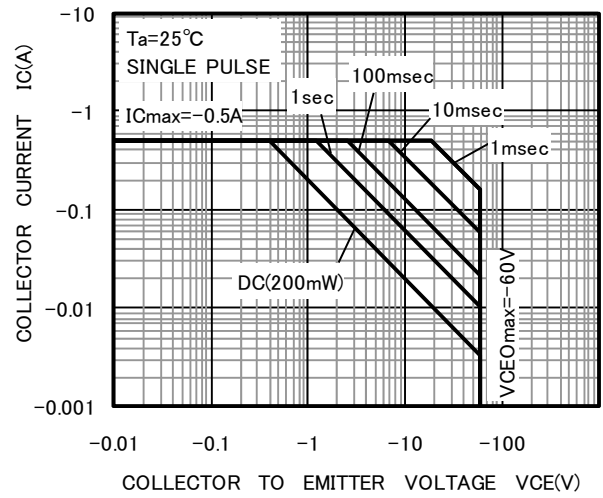
ISA2166AM1

FOR GENERAL PURPOSE HIGH CURRENT DRIVE APPLICATION
SILICON PNP EPITAXIAL TYPE

COLLECTOR TO EMITTER SATURATION
VOLTAGE VS. COLLECTOR CURRENT



AREA OF SAFE OPERATION





Marketing division, Marketing planning department

6-41 Tsukuba, Isahaya, Nagasaki, 854-0065 Japan

Keep safety first in your circuit designs!

·ISAHAYA Electronics Corporation puts the maximum effort into making semiconductor products better and more reliable, but there is always the possibility that trouble may occur with them. Trouble with semiconductors may lead to personal injury, fire or property damage. Remember to give due consideration to safety when making your circuit designs, with appropriate measures such as (1) placement of substitutive, auxiliary, (2) use of non-flammable material or (3) prevention against any malfunction or mishap.

Notes regarding these materials

- These materials are intended as a reference to our customers in the selection of the ISAHAYA products best suited to the customer's application; they don't convey any license under any intellectual property rights, or any other rights, belonging ISAHAYA or third party.
- ISAHAYA Electronics Corporation assumes no responsibility for any damage, or infringement of any third party's rights, originating in the use of any product data, diagrams, charts or circuit application examples contained in these materials.
- All information contained in these materials, including product data, diagrams and charts, represent information on products at the time of publication of these materials, and are subject to change by ISAHAYA Electronics Corporation without notice due to product improvements or other reasons. It is therefore recommended that customers contact ISAHAYA Electronics Corporation or an authorized ISAHAYA products distributor for the latest product information before purchasing product listed herein.
- ISAHAYA Electronics Corporation products are not designed or manufactured for use in a device or system that is used under circumstances in which human life is potentially at stake. Please contact ISAHAYA electronics corporation or an authorized ISAHAYA products distributor when considering the use of a product contained herein for any specific purposes, such as apparatus or systems for transportation, vehicular, medical, aerospace, nuclear, or undersea repeater use.
- The prior written approval of ISAHAYA Electronics Corporation is necessary to reprint or reproduce in whole or in part these materials.
- If these products or technologies are subject to the Japanese export control restrictions, they must be exported under a license from the Japanese government and cannot be imported into a country other than the approved destination. Any diversion or re-export contrary to the export control laws and regulations of Japan and/or the country of destination is prohibited.
- Please contact ISAHAYA Electronics Corporation or authorized ISAHAYA products distributor for further details on these materials or the products contained therein.