



CHENMKO ENTERPRISE CO.,LTD

Halogens free devices

**SURFACE MOUNT
PNP Digital Silicon Transistor**

VOLTAGE 50 Volts CURRENT 100 mAmpere




CHDTA115GUGP

APPLICATION
* Switching circuit, Inverter, Interface circuit, Driver circuit.

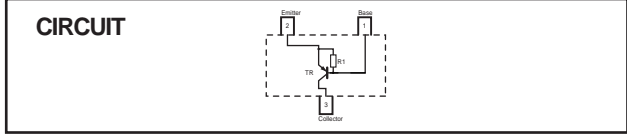
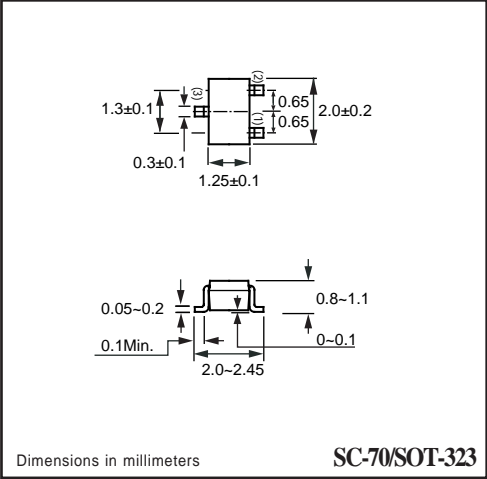
FEATURE
* Small surface mounting type. (SC-70/SOT-323)
* High current gain.
* Suitable for high packing density.
* Low collector-emitter saturation.
* High saturation current capability.
* Internal isolated PNP transistors in one package.
* Built in bias resistor(R1=100kΩ, Typ.)

CONSTRUCTION
* One PNP transistors and bias of thin-film resistors in one package.

MARKING
GU3



SC-70/SOT-323



LIMITING VALUES
In accordance with the Absolute Maximum Rating System.

SYMBOL	PARAMETER	CONDITIONS	VALUE	UNIT
Vcbo	Collector-Base voltage		-50	V
Vceo	Collector-Emitter voltage		-50	V
Vebo	Emitter-Base voltage		-5	V
Ic	Collector current		-100	mA
Pc	Collector Power dissipation	T _{amb} ≤ 25 °C, Note 1	200	mW
Tstg	Storage temperature		150	°C
Tj	Junction temperature		-55 +150	°C
RθJ-s	Thermal resistance , Note 1	junction - soldering point	140	°C/W

Note
1. Transistor mounted on an FR4 printed-circuit board.

RATING CHARACTERISTIC (CHDTA115GUGP)

CHARACTERISTICS

$T_{amb} = 25\text{ }^{\circ}\text{C}$ unless otherwise specified.

SYMBOL	PARAMETER	CONDITIONS	MIN.	TYP.	MAX.	UNIT
BVCBO	Collector-Base breakdown voltage	$I_C = -50\mu\text{A}$	-50.0	-	-	V
BVCEO	Collector-Emitter breakdown voltage	$I_C = -1\text{mA}$	-50.0	-	-	V
BVEBO	Emitter-Base breakdown voltage	$I_E = -72\mu\text{A}$	-5.0	-	-	V
$V_{CE(sat)}$	Collector-Emitter Saturation voltage	$I_C = -5\text{mA}; I_B = -0.25\text{mA}$	-	-	-0.3	V
I_{CBO}	Collector-Base current	$V_{CB} = -50\text{V}$	-	-	-0.5	μA
I_{EBO}	Emitter-Base current	$V_{EB} = -4\text{V}$	-	-	-58	μA
h_{FE}	DC current gain	$I_C = -5\text{mA}; V_{CE} = -5.0\text{V}$	82	-	-	
R_1	Input resistor		70	100	130	$\text{K}\Omega$
f_T	Transition frequency	$I_E = 5\text{mA}, V_{CE} = -10.0\text{V}$ $f = 100\text{MHz}$	-	250	-	MHz

Note

1. Pulse test: $t_p \leq 300\mu\text{s}; \delta \leq 0.02$.