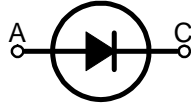



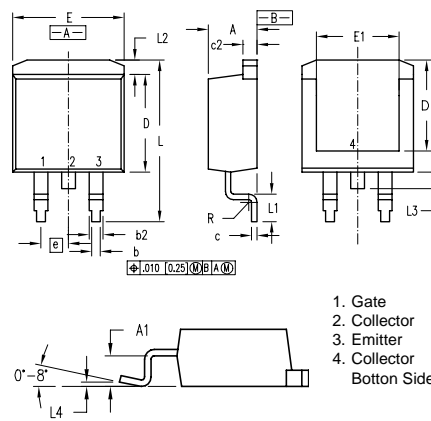
SBG1025L thru SBG1030L

Low V_F Schottky Barrier Rectifiers



A=Anode, C=Cathode, TAB=Cathode

Dimensions TO-263(D²PAK)



Dim.	Millimeter		Inches	
	Min.	Max.	Min.	Max.
A	4.06	4.83	.160	.190
A1	2.03	2.79	.080	.110
b	0.51	0.99	.020	.039
b2	1.14	1.40	.045	.055
c	0.46	0.74	.018	.029
c2	1.14	1.40	.045	.055
D	8.64	9.65	.340	.380
D1	8.00	8.89	.315	.350
E	9.65	10.29	.380	.405
E1	6.22	8.13	.245	.320
e	2.54 BSC		.100 BSC	
L	14.61	15.88	.575	.625
L1	2.29	2.79	.090	.110
L2	1.02	1.40	.040	.055
L3	1.27	1.78	.050	.070
L4	0	0.20	0	.008
R	0.46	0.74	.018	.029

1. Gate
2. Collector
3. Emitter
4. Collector Bottom Side

	V_{RRM}	V_{RMS}	V_{DC}
	V	V	V
SBG1025L	25	17.5	25
SBG1030L	30	21	30

Symbol	Characteristics	Maximum Ratings	Unit
$I_{(AV)}$	Maximum Average Forward Rectified Current @ $T_C=95^\circ\text{C}$	10	A
I_{FSM}	Peak Forward Surge Current 8.3ms Single Half-Sine-Wave Superimposed On Rated Load (JEDEC METHOD)	250	A
V_F	Maximum Forward Voltage (Note 1) $I_F=10\text{A}$ @ $T_J=25^\circ\text{C}$ $I_F=10\text{A}$ @ $T_J=125^\circ\text{C}$	0.45 0.35	V
I_R	Maximum DC Reverse Current At Rated DC Blocking Voltage @ $T_J=25^\circ\text{C}$ @ $T_J=100^\circ\text{C}$	5.0 500	mA
C_J	Typical Junction Capacitance (Note 2)	350	pF
$R_{\theta JC}$	Typical Thermal Resistance (Note 3)	2.0	$^\circ\text{C}/\text{W}$
T_J	Operating Temperature Range	-55 to +125	$^\circ\text{C}$
T_{STG}	Storage Temperature Range	-55 to +150	$^\circ\text{C}$

- NOTES: 1. 300us Pulse Width, 2% Duty Cycle.
2. Measured At 1.0MHz And Applied Reverse Voltage Of 4.0V DC.
3. Thermal Resistance Junction To Case.

FEATURES

- * Metal of silicon rectifier, majority carrier conduction
- * Guard ring for transient protection
- * Low power loss, high efficiency
- * High current capability, low V_F
- * High surge capacity
- * For use in low voltage, high frequency inverters, free wheeling, and polarity protection applications

MECHANICAL DATA

- * Case: D²PAK molded plastic
- * Polarity: As marked on the body
- * Weight: 0.06 ounces, 1.7 grams

SBG1025L thru SBG1030L

Low V_f Schottky Barrier Rectifiers

