

20A Avg.

30 Volts

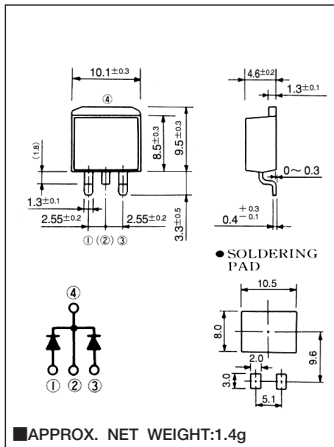
SBD

C20T03QLH

■最大定格 Maximum Ratings

Item	Symbol	Conditions	Unit
くり返しピーク逆電圧 Repetitive Peak Reverse Voltage	$V_{RRM}$	30	V
くり返しピークサージ逆電圧 Repetitive Peak Surge Reverse Voltage	$V_{RRSM}$	35 pulse width $\leq 1 \mu s$ duty $\leq 1/50$	V
平均整流電流 Average Rectified Forward Current	$I_O$	50Hz, 正弦全波通電抵抗負荷 50Hz Full Sine Wave Resistive Load	$T_c = 128^\circ C$ 20
実効順電流 R.M.S. Forward Current	$I_F(RMS)$	22.2	A
サージ順電流 Surge Forward Current	$I_{FSM}$	180 50Hz正弦全波, 1サイクル, 非くり返し 50Hz Full Sine Wave, 1cycle, Non-repetitive	A
動作接合温度範囲 Operating Junction Temperature Range	$T_{jw}$	-40 ~ +150	$^\circ C$
保存温度範囲 Storage Temperature Range	$T_{stg}$	-40 ~ +150	$^\circ C$

■OUTLINE DRAWING(mm)



■電氣的・熱的特性 Electrical/Thermal Characteristics

Item	Symbol	Conditions	Min.	Typ.	Max.	Unit
ピーク逆電流 Peak Reverse Current	$I_{RM}$	$T_j = 25^\circ C$ , $V_{RM} = V_{RRM}$ , 一素子あたり Per Diode	—	—	1	mA
ピーク順電圧 Peak Forward Voltage	$V_{FM}$	$T_j = 25^\circ C$ , $I_{FM} = 10A$ , 一素子あたり Per Diode	—	—	0.54	V
熱抵抗 Thermal Resistance	$R_{th(j-c)}$	接合部・ケース間 Junction to Case	—	—	1.5	$^\circ C/W$

■定格・特性曲線

FIG.1

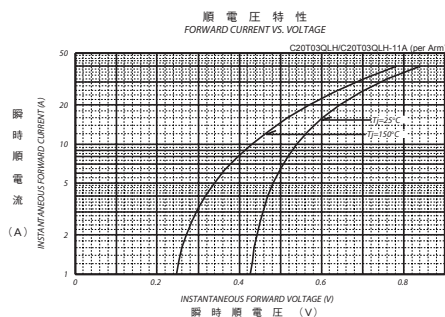


FIG.2

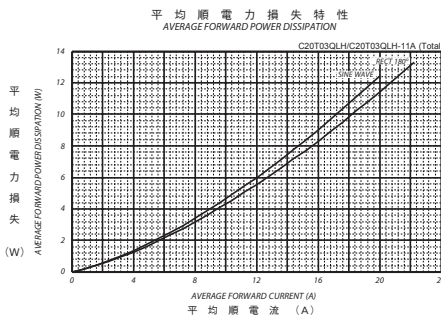


FIG.3

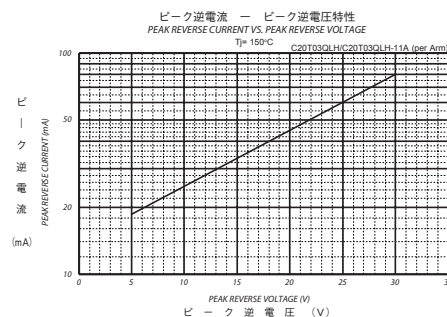


FIG.4

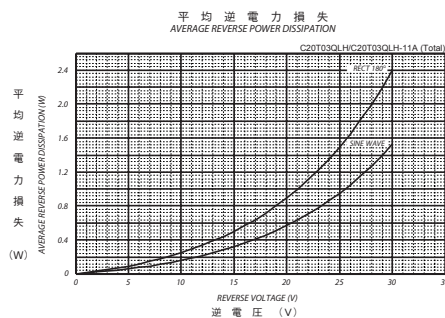


FIG.5

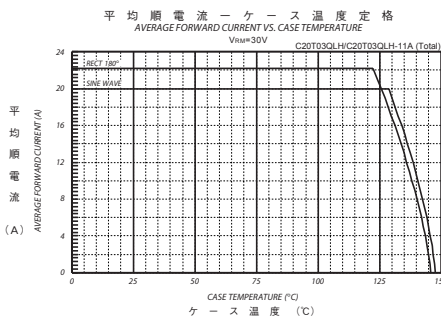


FIG.6

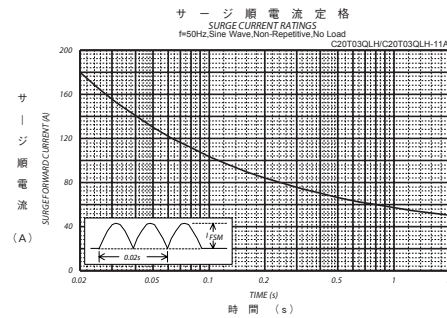


FIG.7

