

30A Avg.

100 Volts

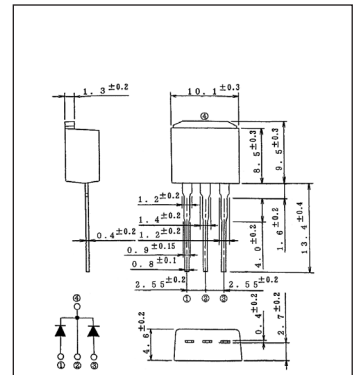
SBD

TCH30B10-11A

■最大定格 Maximum Ratings

Item	Symbol	Conditions	Unit
くり返しピーク逆電圧 Repetitive Peak Reverse Voltage	$V_{RRM}$	100	V
平均整流電流 Average Rectified Forward Current	$I_O$	50Hz, 正弦全波通電抵抗負荷 50Hz Full Sine Wave Resistive Load	30
実効順電流 R.M.S. Forward Current	$I_F(RMS)$	33.3	A
サージ順電流 Surge Forward Current	$I_{FSM}$	150 50Hz正弦全波, 1サイクル, 非くり返し 50Hz Full Sine Wave, 1cycle, Non-repetitive	A
動作接合温度範囲 Operating Junction Temperature Range	$T_{jw}$	-40~+150	°C
保存温度範囲 Storage Temperature Range	$T_{stg}$	-40~+150	°C

■OUTLINE DRAWING(mm)



■APPROX. NET WEIGHT:1.45g

■電氣的・熱的特性 Electrical Characteristics

Item	Symbol	Conditions	Min.	Typ.	Max.	Unit
ピーク逆電流 Peak Reverse Current	$I_{RM}$	$T_j=25^{\circ}C, V_{RM}=V_{RRM}$ , 一素子あたり Per Diode	—	—	1	mA
ピーク順電圧 Peak Forward Voltage	$V_{FM}$	$T_j=25^{\circ}C, I_{FM}=15A$ , 一素子あたり Per Diode	—	—	0.96	V
熱抵抗 Thermal Resistance	$R_{th(j-c)}$	接合部・ケース間 Junction to Case	—	—	1.5	°C/W

■定格・特性曲線

FIG.1

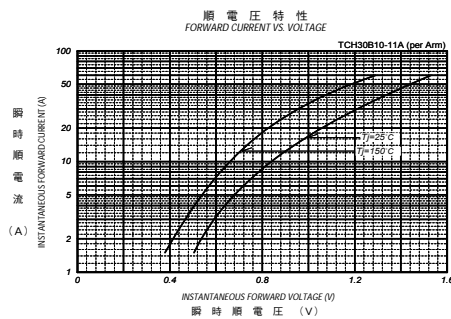


FIG.2

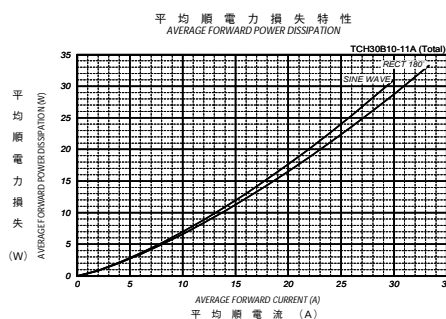


FIG.3

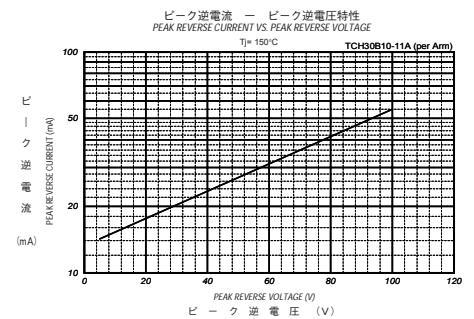


FIG.4

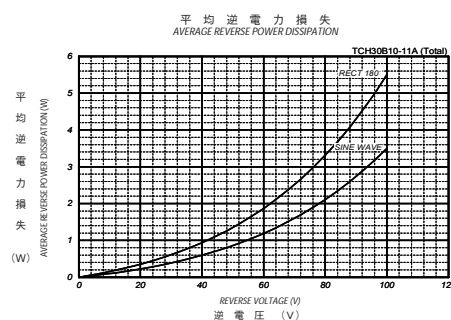


FIG.5

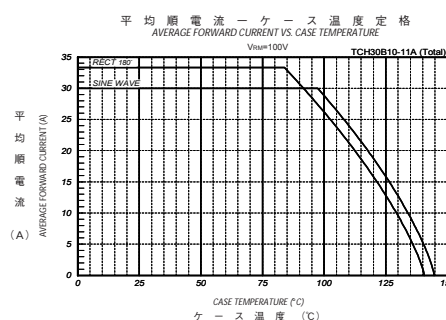


FIG.6

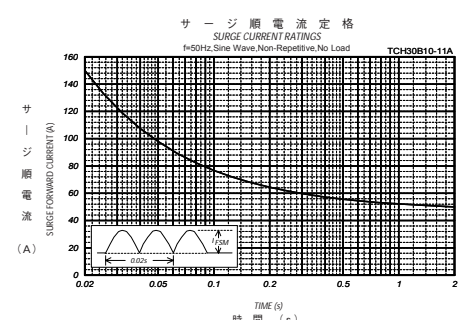


FIG.7

