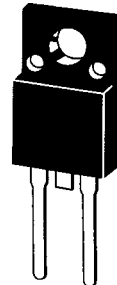


**4A 80V  $T_{jw}150^{\circ}\text{C}$** ショットキーバリアダイオード  
Schottky Barrier Diode**Fully Molded similar to TO-220AC****FSHS04A08****仕様書**  
**Specification**日本インター株式会社  
Nihon Inter Electronics Corporation

構造 ショットキーバリアダイオード  
 Construction Schottky Barrier Diode  
 用途 高周波整流用  
 Application High Frequency Rectification

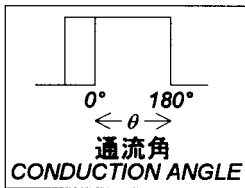
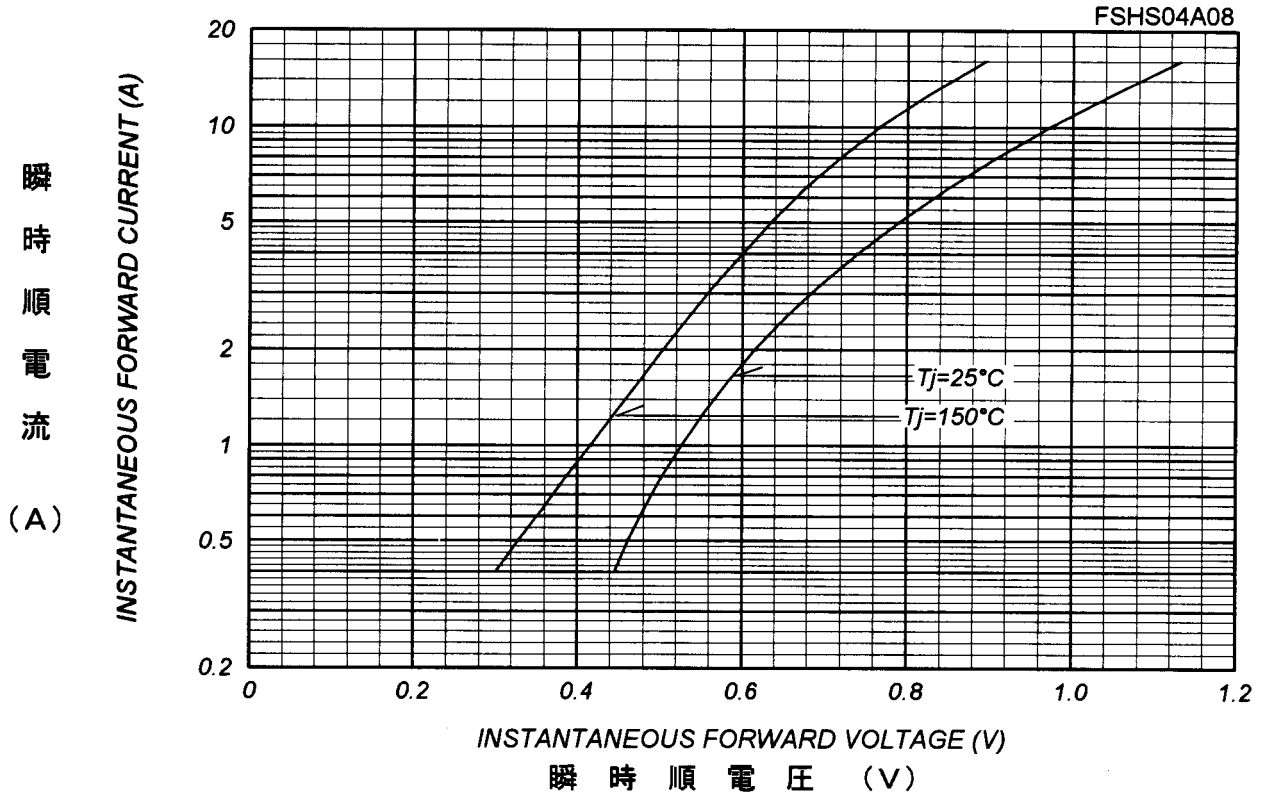

**最大定格** MAXIMUM RATINGS  $T_a=25^{\circ}\text{C}$ : Unless otherwise specified

Item	Symbol	Condition	Max. Rated value	Unit
くり返しピーク逆電圧 Repetitive peak reverse voltage	$V_{RRM}$		80	V
平均整流電流 Average rectified forward current	$I_o$	50Hz 正弦半波, 抵抗負荷 $T_c=130^{\circ}\text{C}$ $V_{RM}=40\text{V}$ 50Hz half sine wave, Resistance load	4.0	A
実効順電流 R.M.S. forward current	$I_{FRMS}$		6.28	A
サージ順電流 Surge forward current	$I_{FSM}$	50Hz 正弦半波 1 サイクル 非くり返し 50Hz half sine wave 1 cycle, non repetitive	100	A
動作接合温度範囲 Operating junction temperature range	$T_{jw}$		-40~+150	$^{\circ}\text{C}$
保存温度範囲 Storage temperature range	$T_{stg}$		-40~+150	$^{\circ}\text{C}$
締付けトルク Mounting Torque	$F_{tor}$	推奨値 Recommended Value	0.5	N·m

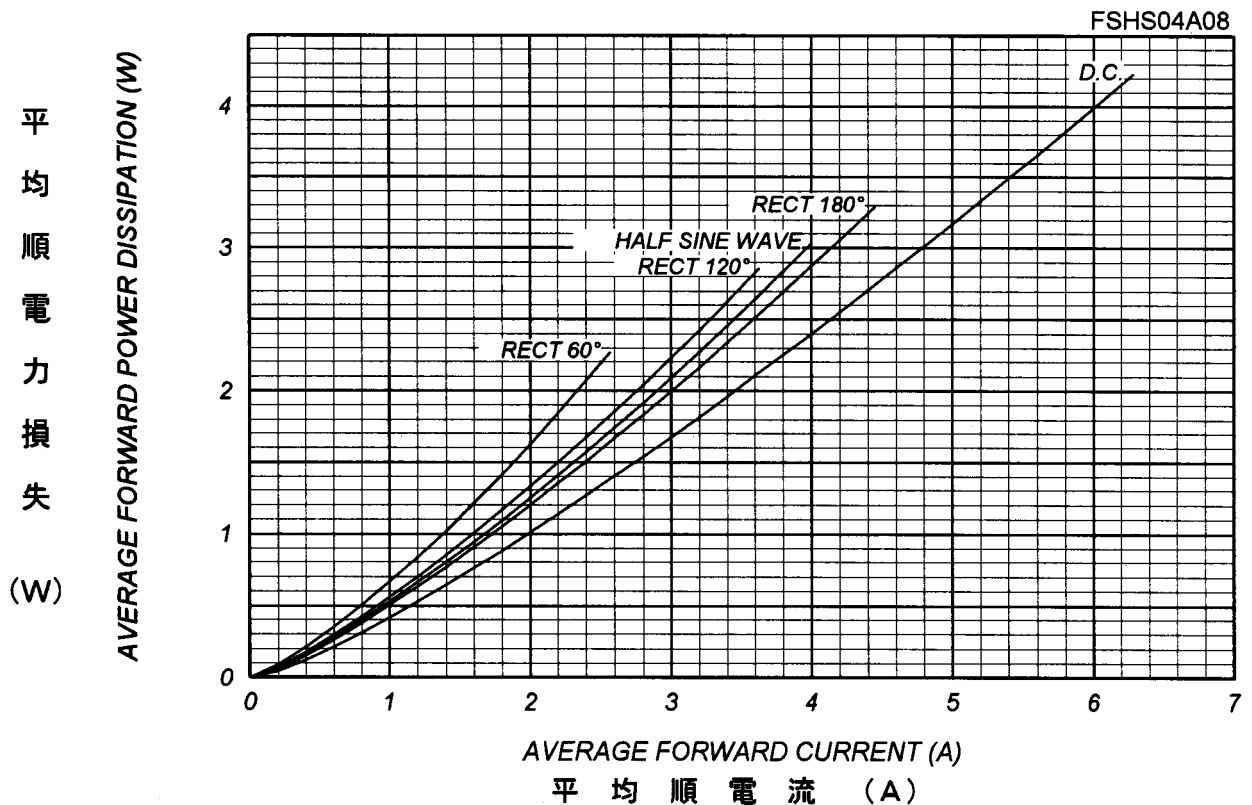
**電氣的・熱的特性** ELECTRICAL/THERMAL CHARACTERISTICS

Item	Symbol	Condition	Min.	Typ.	Max.	Unit
ピーク逆電流 Peak reverse current	$I_{RM}$	$T_j=25^{\circ}\text{C}$ $V_{RM}=V_{RRM}$	—	—	100	$\mu\text{A}$
ピーク順電圧 Peak forward voltage	$V_{FM}$	$T_j=25^{\circ}\text{C}$ $I_{FM}=4\text{A}$	—	—	0.74	V
熱抵抗 Thermal resistance	$R_{th(j-c)}$	接合部・ケース間 Junction to case	—	—	6.0	$^{\circ}\text{C}/\text{W}$
熱抵抗 Thermal resistance	$R_{th(c-f)}$	ケース・フィン間 Case to fin	—	—	1.5	$^{\circ}\text{C}/\text{W}$

順電壓特性  
FORWARD CURRENT VS. VOLTAGE



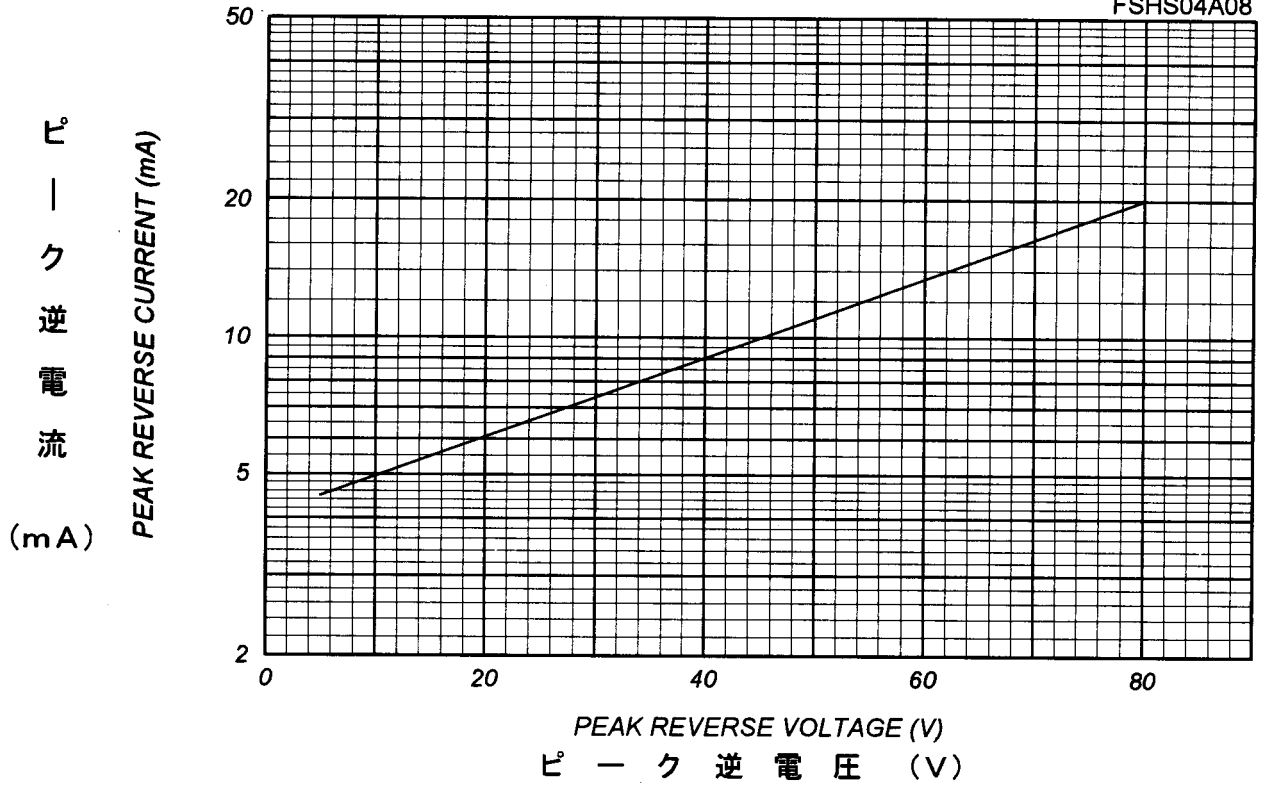
平均順電力損失特性  
AVERAGE FORWARD POWER DISSIPATION



ピーク逆電流 - ピーク逆電圧特性  
 PEAK REVERSE CURRENT VS. PEAK REVERSE VOLTAGE

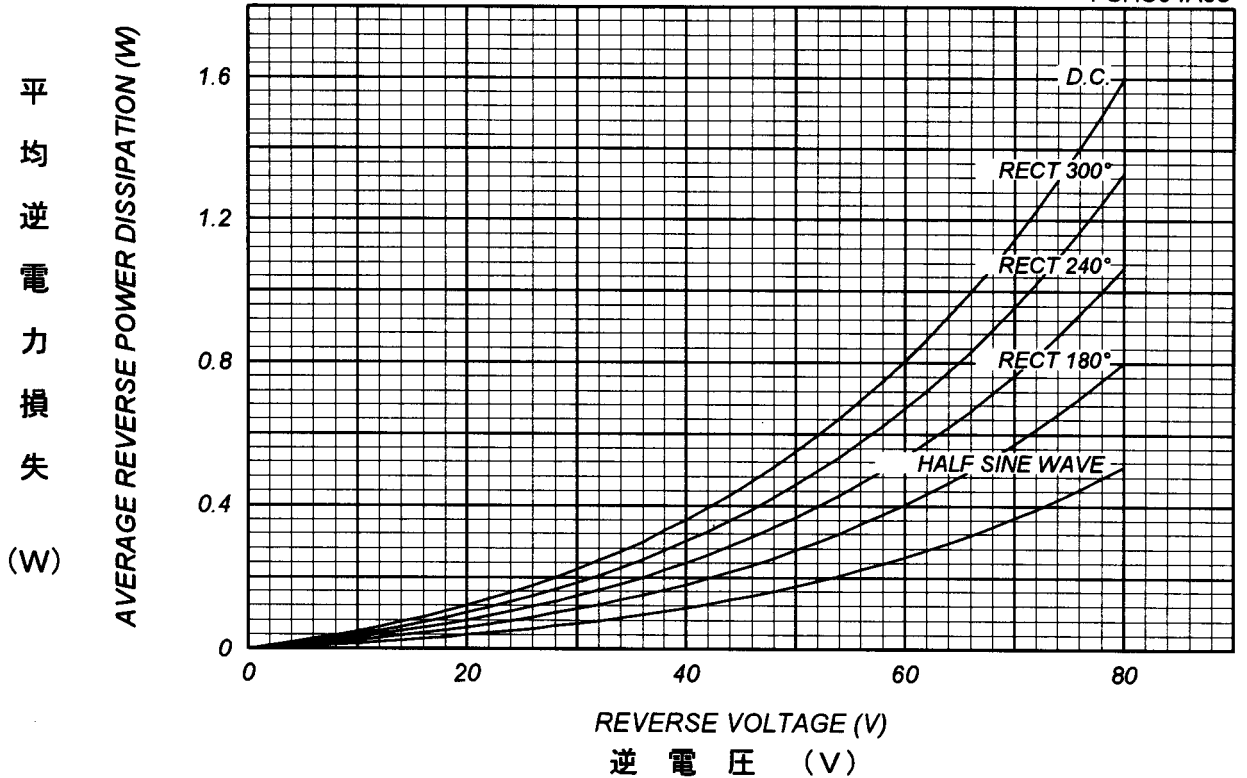
Tj = 150 °C

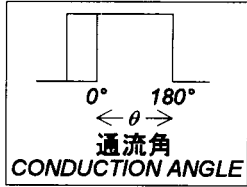
FSHS04A08



平均逆電力損失  
 AVERAGE REVERSE POWER DISSIPATION

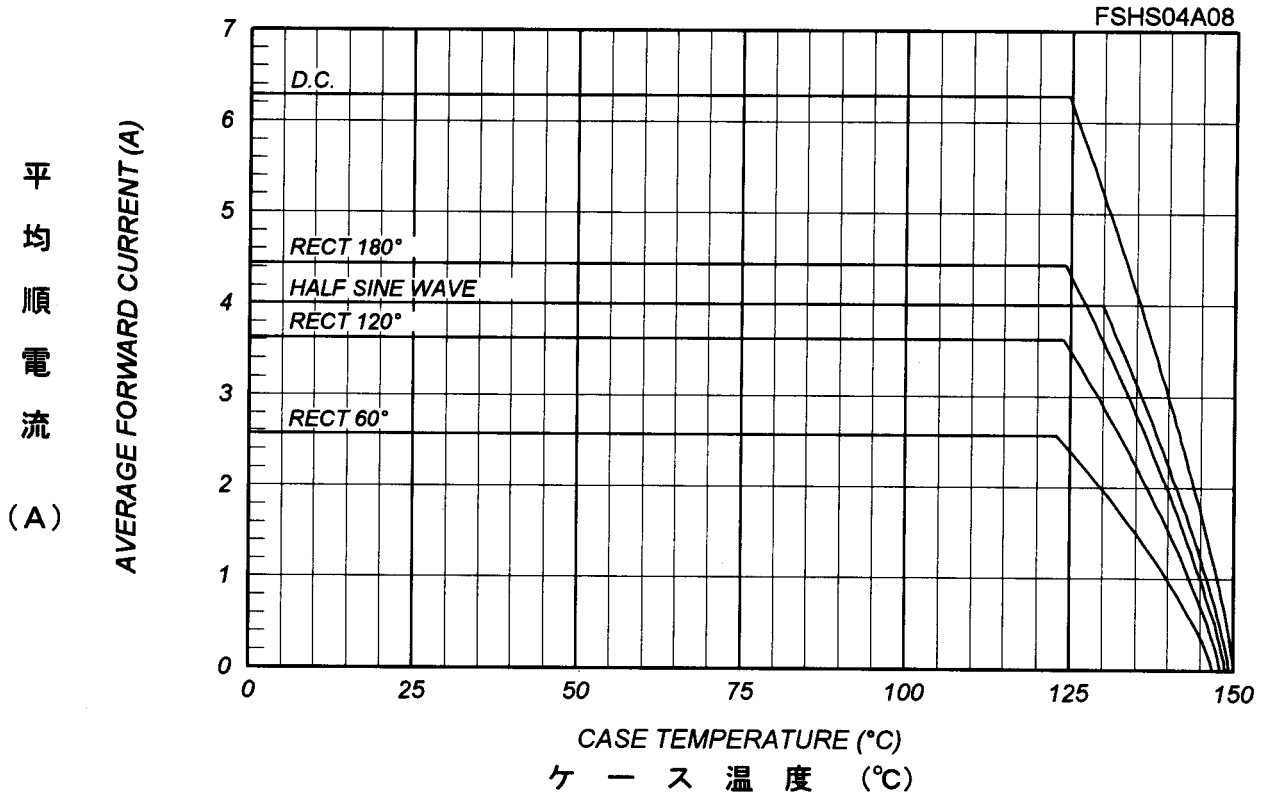
FSHS04A08





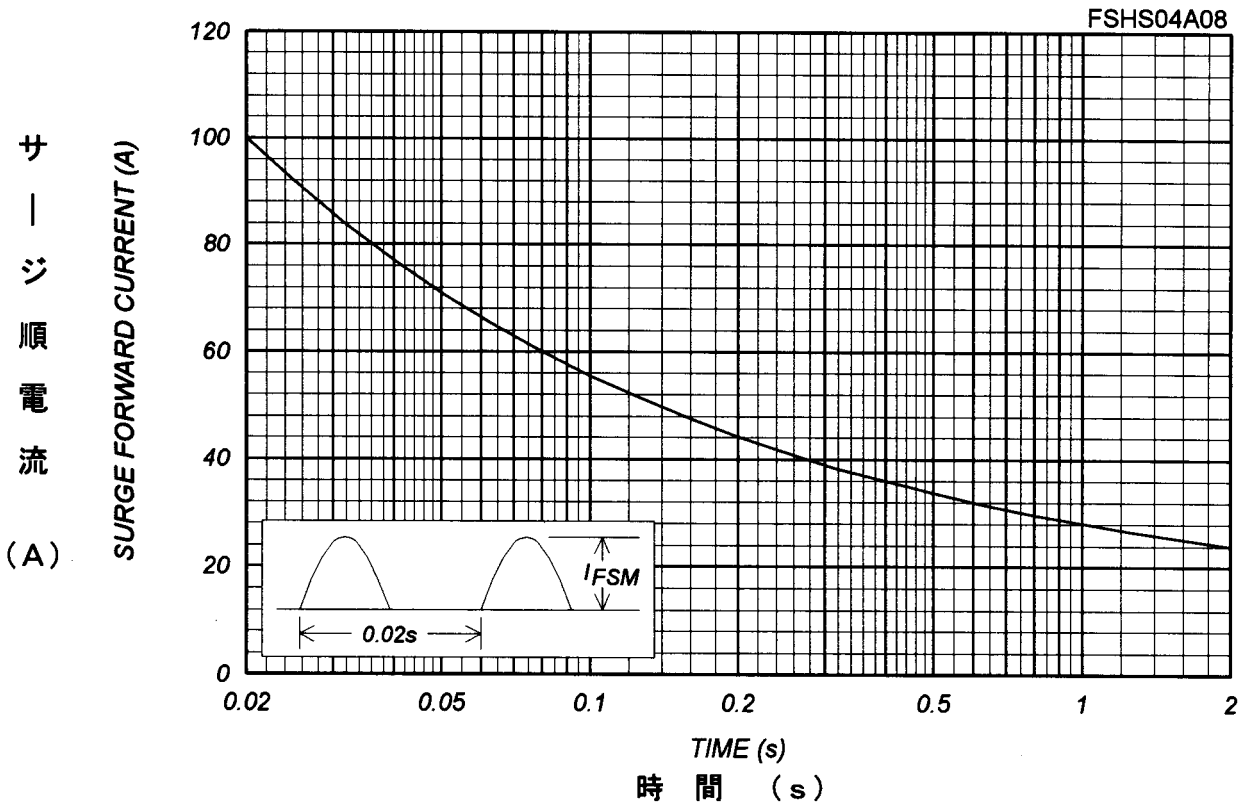
平均順電流 - ケース温度定格  
 AVERAGE FORWARD CURRENT VS. CASE TEMPERATURE

$V_{RM}=40V$



サージ順電流定格  
 SURGE CURRENT RATINGS

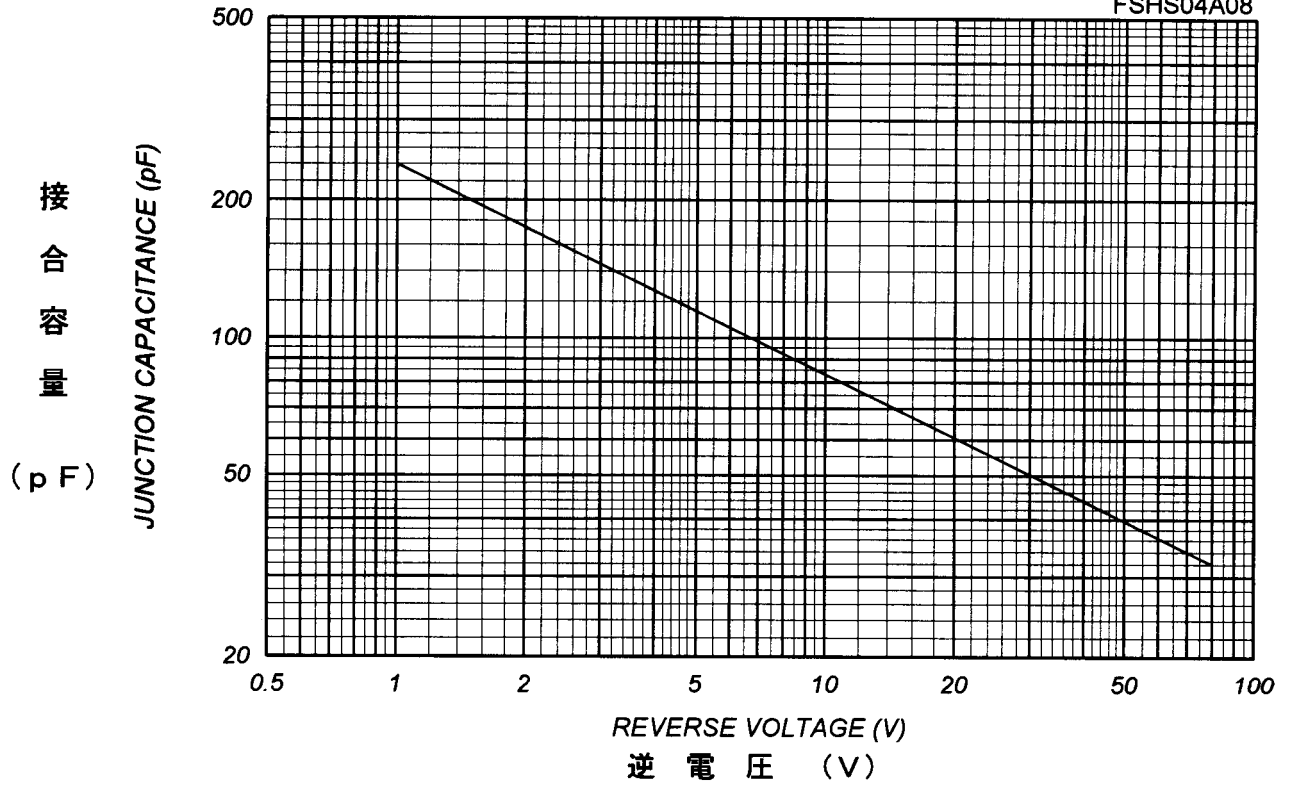
f=50Hz, Half Sine Wave, Non-Repetitive, No Load

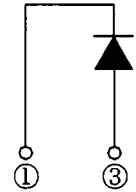
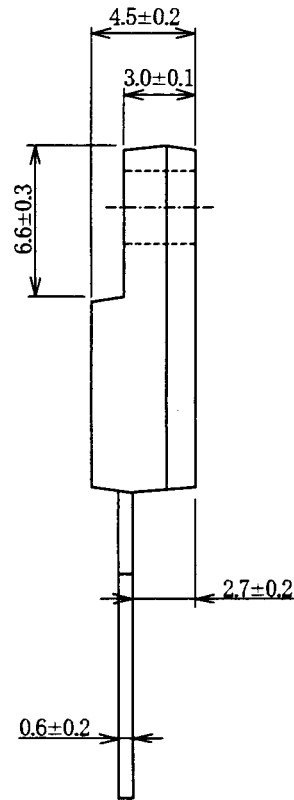
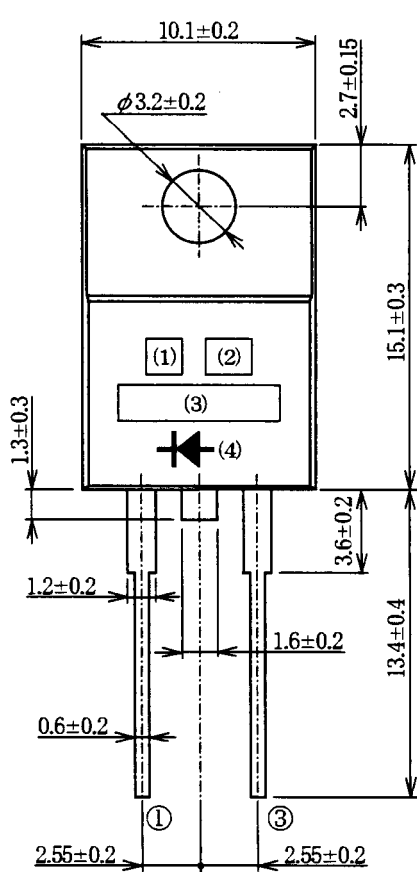


接合容量特性  
JUNCTION CAPACITANCE VS. REVERSE VOLTAGE

$T_j=25^\circ\text{C}$ ,  $V_m=20\text{mV}_{\text{RMS}}$ ,  $f=100\text{kHz}$ , Typical Value

FSHS04A08





**表示 Marking**

- (1) 社名略マーク N Manufacturer's Mark N
- (2) ロット番号 Lot No.

製造年	西暦年代ノ下一桁ヲ表示スル												
製造月	月	1	2	3	4	5	6	7	8	9	10	11	12
	記号	A	B	C	D	E	F	G	H	I	J	K	L

(例) 2007年10月→7J

- (3) 型名 Type  
FSHS04A「 」
- (4) 極性 Polarity

**材料 Materials**

- モールド材 Mold  
エポキシ樹脂 (UL94V-0認定品)  
Epoxy Resin (UL94V-0 recognized)
- リード端子 Lead  
銅-ニッケルメッキ+錫メッキ  
Cu-Ni plated + Sn plated

質量 Weight : 1.7g