

3A Avg.

120 Volts

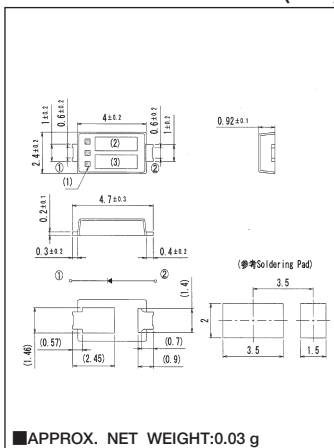
SBD

NA03HSA12

■最大定格 Maximum Ratings

| Item | Symbol | Conditions | Unit |
|--|------------|--|---|
| くり返しピーク逆電圧 Repetitive Peak Reverse Voltage | V_{RRM} | 120 | V |
| 平均整流電流 Average Rectified Forward Current | I_O | 50Hz、正弦半波通電抵抗負荷 50Hz Half Sine Wave Resistive Load | $T_a=30^{\circ}C^*$ $V_{RM}=60V$ 1.2 A |
| | | | $T_l=115^{\circ}C$ $V_{RM}=60V$ 3.0 A |
| 実効順電流 R.M.S. Forward Current | $I_F(RMS)$ | 4.71 | A |
| サージ順電流 Surge Forward Current | I_{FSM} | 60 50Hz正弦半波, 1サイクル, 非くり返し 50Hz Half Sine Wave, 1cycle, Non-repetitive | A |
| 動作接合温度範囲 Operating Junction Temperature Range | T_{jw} | -40~+150 | $^{\circ}C$ |
| 保存温度範囲 Storage Temperature Range | T_{stg} | -40~+150 | $^{\circ}C$ |

■OUTLINE DRAWING(mm)

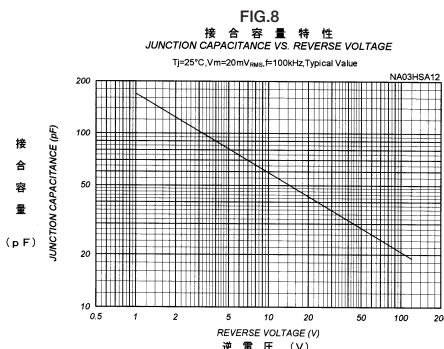
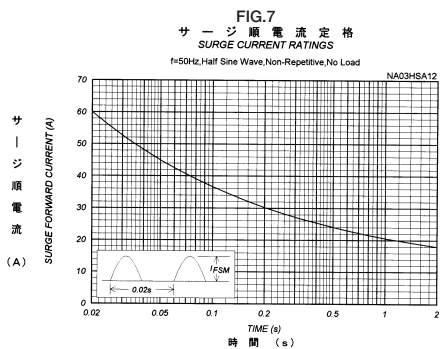
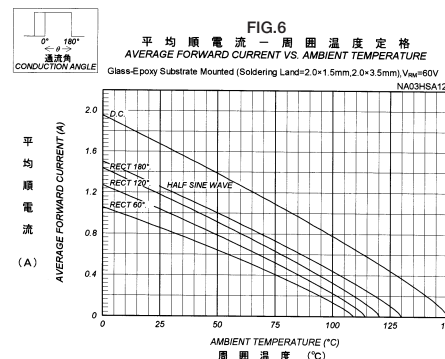
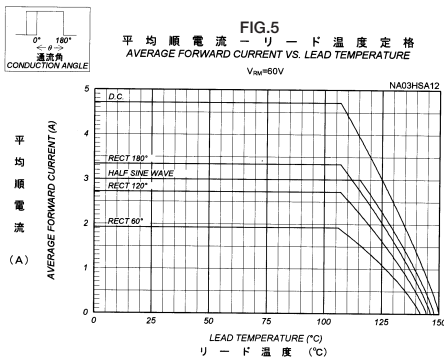
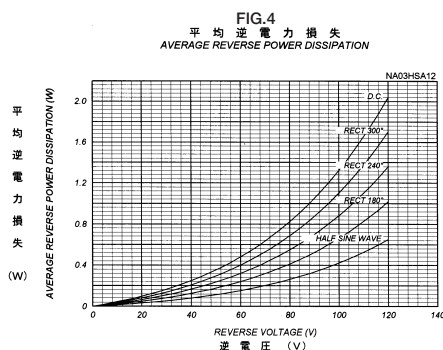
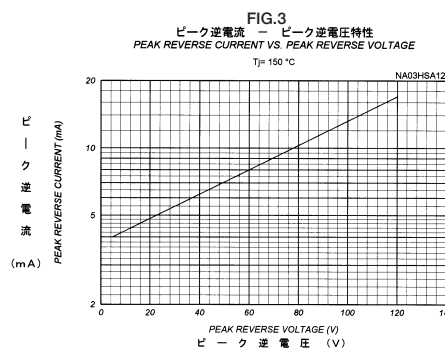
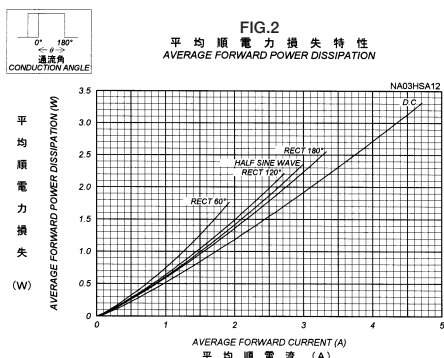
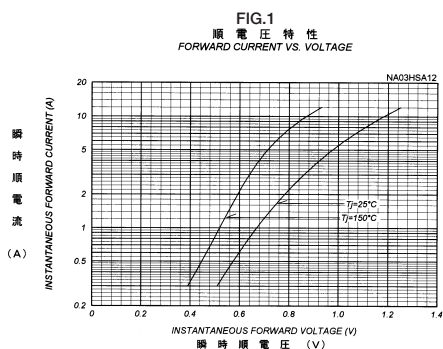


■電氣的・熱的特性 Electrical/Thermal Characteristics

| Item | Symbol | Conditions | Min. | Typ. | Max. | Unit |
|--------------------------------|---------------|--------------------------------|------|------|------|---------------|
| ピーク逆電流 Peak Reverse Current | I_{RM} | $T_j=25^{\circ}C, V_{RM}=120V$ | — | — | 70 | μA |
| ピーク順電圧 Peak Forward Voltage | V_{FM} | $T_j=25^{\circ}C, I_{FM}=3A$ | — | — | 0.86 | V |
| 熱抵抗 Thermal Resistance | $R_{th(j-a)}$ | 接合部・周囲間 Junction to Ambient | — | — | 130 | $^{\circ}C/W$ |
| | $R_{th(j-l)}$ | 接合部・リード間 Junction to Lead | — | — | 13 | $^{\circ}C/W$ |

*プリント基板実装/Glass-Epoxy Substrate mounted (Soldering Lands= 2.0 × 1.5 mm, 2.0 × 3.5 mm)

■定格・特性曲線



接合容量特性