

60A Avg.

40 Volts

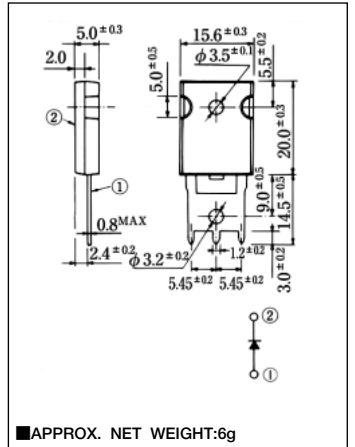
SBD

KSQ60A04E

■最大定格 Maximum Ratings

| Item | Symbol | Conditions | Unit |
|--|------------|---|---------|
| くり返しピーク逆電圧 Repetitive Peak Reverse Voltage | V_{RRM} | 40 | V |
| 平均整流電流 Average Rectified Forward Current | I_O | 50Hz, 正弦半波通電抵抗負荷 50Hz Half Sine Wave Resistive Load | 60 |
| 実効順電流 R.M.S. Forward Current | $I_F(RMS)$ | 94.2 | A |
| サーージ順電流 Surge Forward Current | I_{FSM} | 700 50Hz正弦半波, 1サイクル, 非くり返し 50Hz Half Sine Wave, 1cycle, Non-repetitive | A |
| 動作接合温度範囲 Operating Junction Temperature Range | T_{jw} | -40~+150 | °C |
| 保存温度範囲 Storage Temperature Range | T_{stg} | -40~+150 | °C |
| 締付トルク Mounting torque | F_{tor} | 推奨値 Recommended Value | 0.5 N·m |

■OUTLINE DRAWING(mm)



■電氣的・熱的特性 Electrical/Thermal Characteristics

| Item | Symbol | Conditions | Min. | Typ. | Max. | Unit |
|--------------------------------|---------------|-----------------------------------|------|------|------|------|
| ピーク逆電流 Peak Reverse Current | I_{RM} | $T_j=25^{\circ}C, V_{RM}=V_{RRM}$ | — | — | 40 | mA |
| ピーク順電圧 Peak Forward Voltage | V_{FM} | $T_j=25^{\circ}C, I_{FM}=60A$ | — | — | 0.62 | V |
| 熱抵抗 Thermal Resistance | $R_{th(j-c)}$ | 接合部・ケース間 Junction to Case | — | — | 0.75 | °C/W |

■定格・特性曲線

FIG.1

順電圧特性
FORWARD CURRENT VS. VOLTAGE

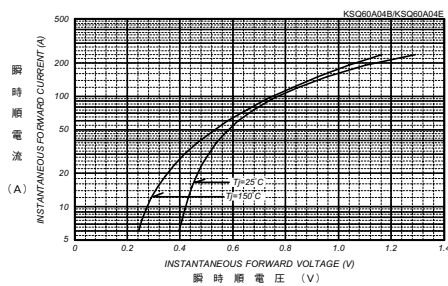


FIG.2

平均順電力損失特性
AVERAGE FORWARD POWER DISSIPATION

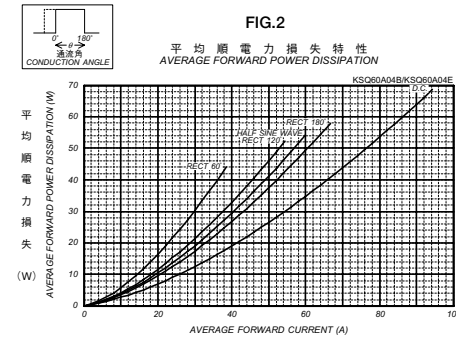


FIG.3

ピーク逆電流 - ピーク逆電圧特性
PEAK REVERSE CURRENT VS. PEAK REVERSE VOLTAGE

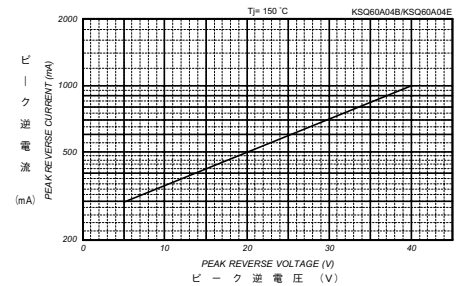


FIG.4

平均逆電力損失
AVERAGE REVERSE POWER DISSIPATION

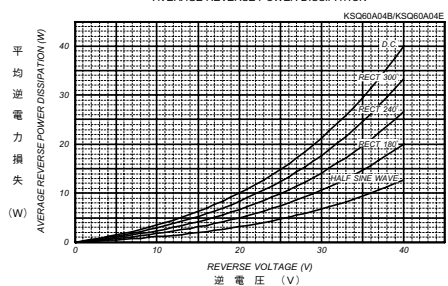


FIG.5

平均順電流 - ケース温度定格
AVERAGE FORWARD CURRENT VS. CASE TEMPERATURE

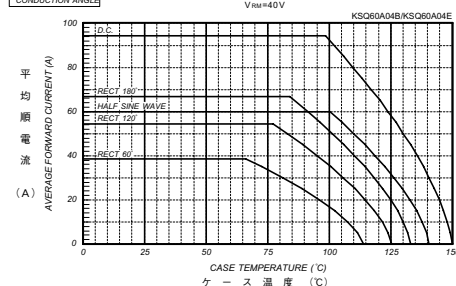


FIG.6

サーージ順電流定格
SURGE CURRENT RATINGS

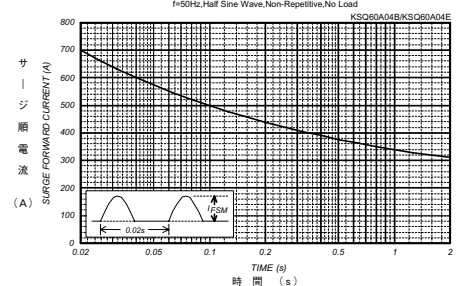


FIG.7

接合容量特性
JUNCTION CAPACITANCE VS. REVERSE VOLTAGE

