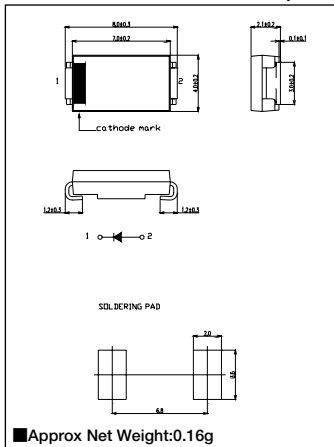


3A Avg. 400 Volts Standard Recovery Diode NSD03A40

■最大定格 Maximum Ratings

Item	Symbol	Conditions	Unit	
くり返しピーク逆電圧 Repetitive Peak Reverse Voltage	V_{RRM}	400	V	
平均整流電流 Average Rectified Output Current	I_O	50Hz 正弦半波抵抗負荷 50Hz half sine wave Resistance load	1.57 3.0	A A
実効順電流 R.M.S. Forward Current	$I_{F(RMS)}$	4.71	A	
サージ順電流 Surge Forward Current	I_{FSM}	80 50Hz 正弦半波, 1 サイクル, 非くり返し 50Hz Half Sine Wave, 1 cycle, Non-repetitive	A	
動作接合温度範囲 Operating Junction Temperature Range	T_{jw}	-40 ~ +150	°C	
保存温度範囲 Storage Temperature Range	T_{stg}	-40 ~ +150	°C	

■OUTLINE DRAWING(mm)



■電氣的・熱的特性 Electrical/Thermal Characteristics

Item	Symbol	Conditions	Min.	Typ.	Max.	Unit
ピーク逆電流 Peak Reverse Current	I_{RM}	$T_j = 25^\circ\text{C}$, $V_{RM} = V_{RRM}$	—	—	50	μA
ピーク順電圧 Peak Forward Voltage	V_{FM}	$T_j = 25^\circ\text{C}$, $I_{FM} = 3\text{A}$	—	—	1.0	V
熱抵抗 Thermal Resistance	$R_{th(j-a)}$	接合部・周囲間*1 Junction to Ambient	—	—	89	°C/W
	$R_{th(j-l)}$	接合部・リード間 Junction to Lead	—	—	13	°C/W

*1 : Alumina Substrate mounted (Soldering Lands= 2 × 3.5 mm, Both Sides)
*2 : Tl : Lead Temperature

■定格・特性曲線

FIG.1

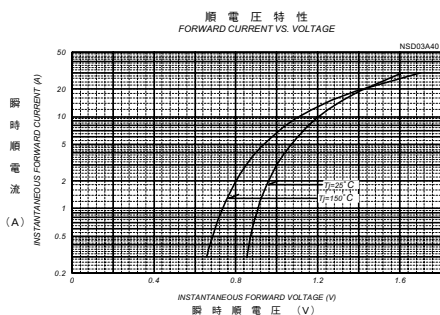


FIG.2

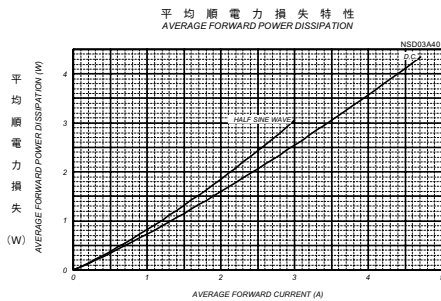


FIG.3

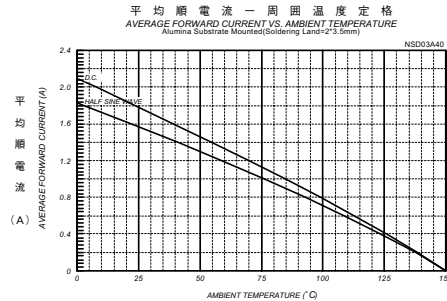


FIG.4

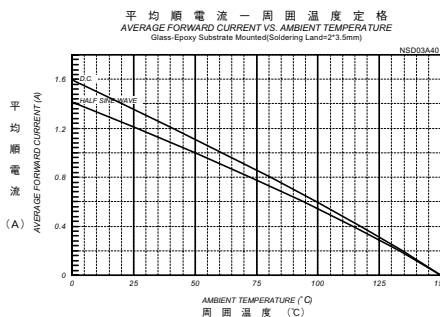


FIG.5

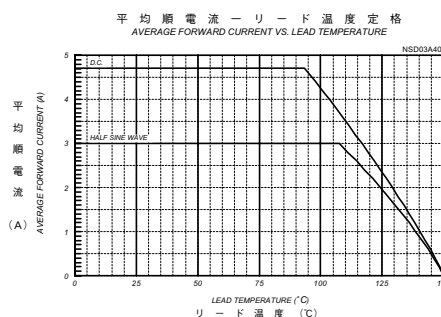


FIG.3

