

30A Avg.

200 Volts

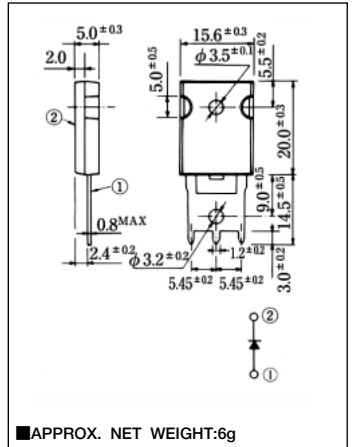
FRED

KSF30A20E

■最大定格 Maximum Ratings

Item	Symbol	Conditions	Unit
くり返しピーク逆電圧 Repetitive Peak Reverse Voltage	$V_{RRM}$	200	V
平均整流電流 Average Rectified Forward Current	$I_O$	50Hz、正弦半波通電抵抗負荷 50Hz Half Sine Wave Resistive Load	$T_c=101^\circ\text{C}$ 30
実効順電流 R.M.S. Forward Current	$I_F(\text{RMS})$	47	A
サージ順電流 Surge Forward Current	$I_{FSM}$	400	50Hz正弦半波、1サイクル、非くり返し 50Hz Half Sine Wave, 1cycle, Non-repetitive
動作接合温度範囲 Operating Junction Temperature Range	$T_{jw}$	-40~+150	$^\circ\text{C}$
保存温度範囲 Storage Temperature Range	$T_{stg}$	-40~+150	$^\circ\text{C}$
締付トルク Mounting torque	$F_{tor}$	推奨値 Recommended Value	0.5 N·m

■OUTLINE DRAWING(mm)



■電氣的・熱的特性 Electrical/Thermal Characteristics

Item	Symbol	Conditions	Min.	Typ.	Max.	Unit
ピーク逆電流 Peak Reverse Current	$I_{RM}$	$T_j=25^\circ\text{C}, V_{RM}=V_{RRM}$	—	—	25	$\mu\text{A}$
ピーク順電圧 Peak Forward Voltage	$V_{FM}$	$T_j=25^\circ\text{C}, I_{FM}=30\text{A}$	—	—	0.98	V
逆回復時間 Reverse Recovery Time	$t_{rr}$	$I_{FM}=10\text{A}, -di/dt=50\text{A}/\mu\text{s}, T_j=25^\circ\text{C}$	—	—	50	ns
熱抵抗 Thermal Resistance	$R_{th(j-c)}$	接合部・ケース間 Junction to Case	—	—	1.4	$^\circ\text{C}/\text{W}$

■定格・特性曲線

FIG.1

順電圧特性  
FORWARD CURRENT VS. VOLTAGE

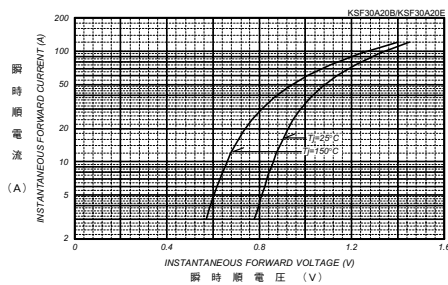


FIG.2

平均順電力損失特性  
AVERAGE FORWARD POWER DISSIPATION

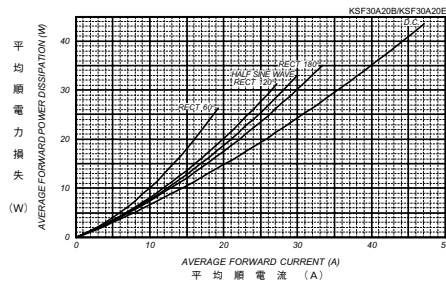


FIG.3

平均順電流-ケース温度定格  
AVERAGE FORWARD CURRENT VS. CASE TEMPERATURE

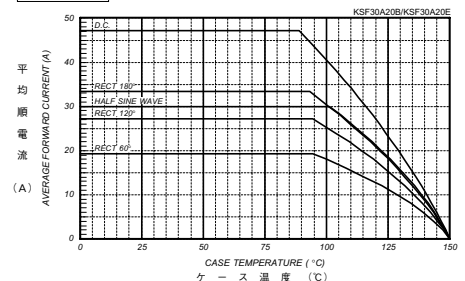


FIG.4

サージ順電流定格  
SURGE CURRENT RATINGS

t=50Hz Half Sine Wave, Non-Repetitive, No Load

