

DIGITRON SEMICONDUCTORS

1N3879-1N3883

FAST RECOVERY RECTIFIER

MAXIMUM RATINGS

Parameters	Symbol	1N3879	1N3880	1N3881	1N3882	1N3883
Working peak reverse voltage	V_{RWM}	50V	100V	200V	300V	400V
Peak repetitive reverse voltage	V_{RRM}	50V	100V	200V	300V	400V
Operating temperature range	T_J	-65 to +150°C				
Storage temperature range	T_{stg}	-65 to +175°C				
Maximum thermal resistance	$R_{\theta JC}$	2.0°C/W junction to case				
Mounting torque		12-15 inch pounds				
Weight		.16 ounces (5.0 grams) typical				

Add "R" to part numbers for reverse polarity.

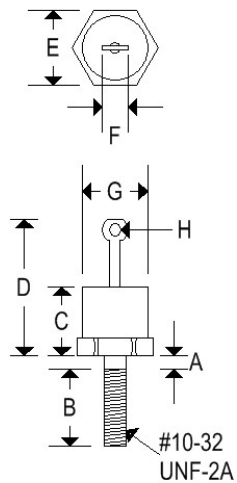
ELECTRICAL CHARACTERISTICS

Parameters	Symbol	Value	Test Condition
Average forward current	$I_{F(AV)}$	6 Amps	$T_C = 100^\circ\text{C}$, square wave, $R_{\theta JC} = 2.0^\circ\text{C/W}$
Maximum surge current	I_{FSM}	200 Amps	8.3ms, half-sine, $T_C = 100^\circ\text{C}$
Maximum peak forward voltage	V_{FM}	1.40 Volts	$I_{FM} = 20\text{A}$; $T_J = 25^\circ\text{C}^*$
Maximum peak reverse current	I_{RM}	15 μA	V_{RRM} , $T_J = 25^\circ\text{C}$
Maximum peak reverse current	I_{RM}	3.0 mA	V_{RRM} , $T_J = 150^\circ\text{C}$
Maximum reverse recovery time	t_{RR}	200nS	$I_F = 1\text{A dc}$, $V_R = 30\text{V}$, $di/dt = 25\text{A}/\mu\text{s}$, $T_C = 55^\circ\text{C}$
Typical junction capacitance	C_J	115pF	$V_R = 10\text{V}$, $f = 1\text{MHz}$, $T_J = 25^\circ\text{C}$

- * Pulse test: pulse width 300 μsec . Duty cycle 2%

MECHANICAL CHARACTERISTICS

Case	DO-4(R)
Marking	Alpha numeric
Normal polarity	Cathode is stud
Reverse polarity	Anode is stud (add "R" suffix)



	DO-4			
	Inches		Millimeters	
	Min	Max	Min	Max
A	-	0.078	-	1.981
B	0.422	0.453	10.719	11.506
C	-	0.405	-	10.287
D	-	0.800	-	20.320
E	0.420	0.440	10.668	11.176
F	-	0.250	-	6.350
G	-	0.424	-	10.770
H	0.066	-	1.676	-

Available Non-RoHS (standard) or RoHS compliant (add PBF suffix).

Available as "HR" (high reliability) screened per MIL-PRF-19500, JANTX level. Add "HR" suffix to base part number.

144 Market Street
Kenilworth NJ 07033 USA

phone +1.908.245-7200
fax +1.908.245-0555

sales@digitroncorp.com
www.digitroncorp.com

DIGITRON SEMICONDUCTORS

1N3879-1N3883

FAST RECOVERY RECTIFIER

Figure 1
Typical Forward Characteristics

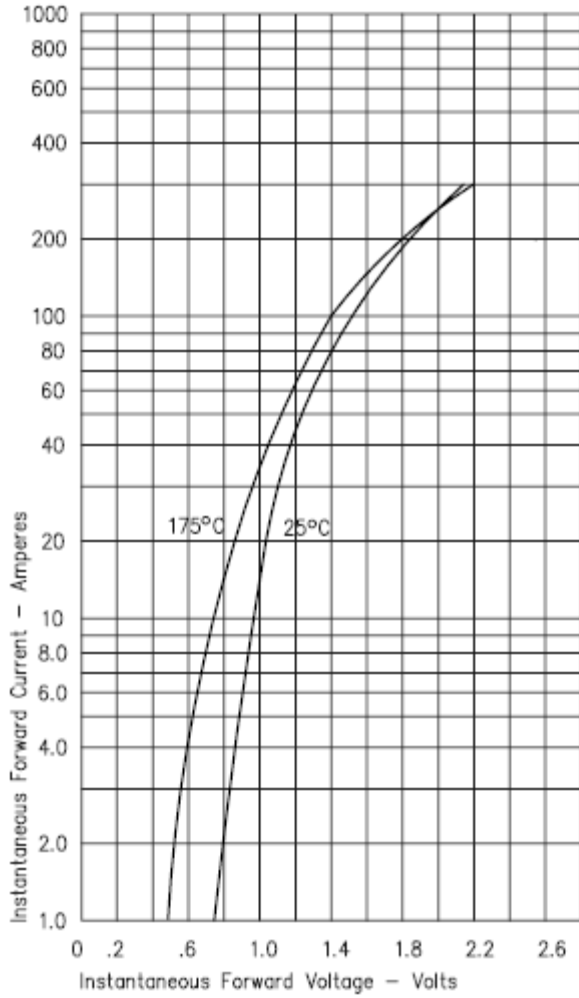


Figure 3
Typical Junction Capacitance

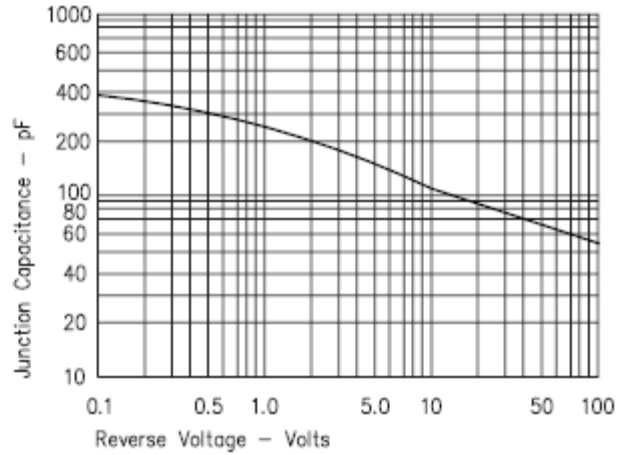


Figure 4
Forward Current Derating

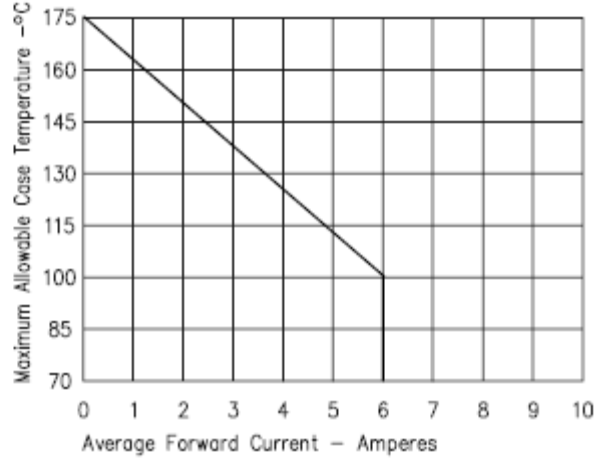


Figure 2
Typical Reverse Characteristics

