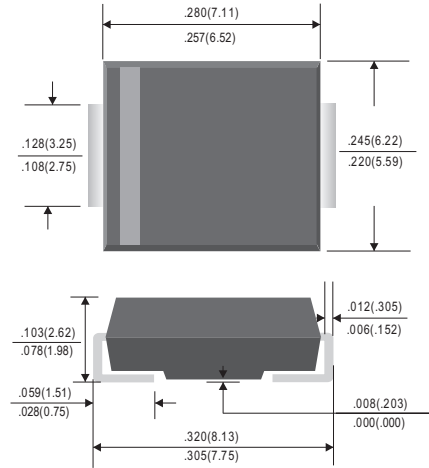


**.0A Surface Mount High Efficiency Rectifiers -50V- 1000V
SM7 PACKAGE**
FEATURES

- * Glass passivated device
- * Ideal for surface mounted applications
- * Low leakage current
- * Metallurgically bonded construction
- * Moisture Sensitivity Level 1
- * **Pb-Free package is available**
RoHS product for packing code suffix "G"
Halohen free product for packing code suffix "H"

MECHANICAL DATA

- * Case: Molded plastic, DO-214A6 (SM7)
- * Epoxy: Device has Ulflammability classification 94V-O
- * Lead: MIL-STD-202E method 208C guaranteed
- * Mounting position: Any
- * Weight: 0.8%gram (Approximated)



Dimensions in inches and (millimeters)

MAXIMUM RATINGS AND ELECTRICAL CHARACTERISTICS

Ratings at 25°C ambient temperature unless otherwise specified.
Single phase half wave, 60Hz, resistive of inductive load.
For capacitive load, derate current by 20%

RATINGS	SYMBOL	HFM' 01	HFM' 02	HFM' 03	HFM' 04	HFM' 05	HFM' 06	HFM' 07	HFM' 08	UNIT
Marking Code		' H1	' H2	' H3	' H4	' H5	' H6	' <7	' H8	
Maximum Recurrent Peak Reverse Voltage	VRRM	50	100	200	300	400	600	800	1000	Volts
Maximum RMS Voltage	VRMS	35	70	140	210	280	420	560	700	Volts
Maximum DC Blocking Voltage	VDC	50	100	200	300	400	600	800	1000	Volts
Maximum Average Forward Current at TA = 50°C	Io	.0								Amps
Peak Forward Surge Current 8.3 ms single half sine-wave superimposed on rated load (JEDEC method)	IFSM	%0								Amps
Typical Thermal Resistance (Note 1)	ROJA	*0								°C/W
	ROJC	%								
Typical Junction Capacitance (Note 2)	CJ	+)				**				pF
Operating Temperature Range	TJ	-55 to +150								°C
Storage Temperature Range	TsTg	-55 to +150								°C

CHARACTERISTICS	SYMBOL	HFM' 01	HFM' 02	HFM' 03	HFM' 04	HFM' 05	HFM' 06	HFM' 07	HFM' 08	UNIT
Maximum Forward Voltage at 2.0A DC	VF	1.00			1.30		1.70			Volts
Maximum Full load Reverse Current, Full cycle Average TA=55°C	IR	50.00								µAmps
Maximum DC Reverse Current @ TA = 25°C		5.0								
at Rated DC Blocking Voltage @ TA = 155°C		' 00.0								
Maximum Reverse Recovery Time (Note 3)	Trr	50				75				nSec

- NOTES :1.Thermal Resistance: Mounted on PCB.
2. Measured at 1 MHz and applied reverse voltage of 4.0 volts.
3.Test Conditions: IF = 0.5A, IR = 1.0A, IRR = 0.25A

**.0A Surface Mount High Efficiency Rectifiers -50V- 1000V
SM7 PACKAGE**

RATING AND CHARACTERISTICS CURVES (HFM301 THRU HFM308)

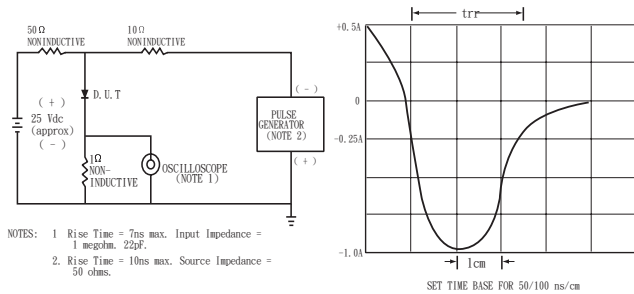


FIG.1 TEST CIRCUIT DIAGRAM AND REVERSE RECOVERY TIME CHARACTERISTIC

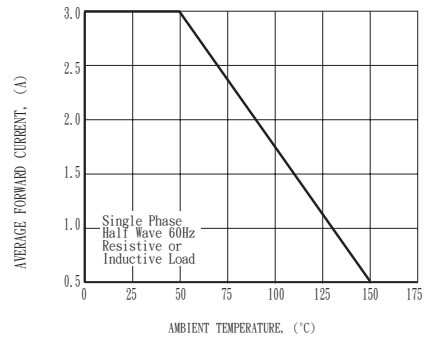


FIG.2 TYPICAL FORWARD CURRENT DERATING CURVE

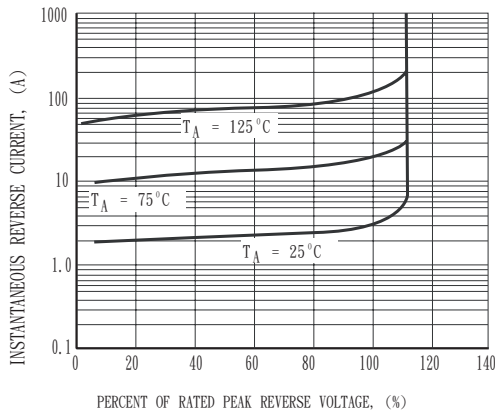


FIG.3 TYPICAL REVERSE CHARACTERISTICS

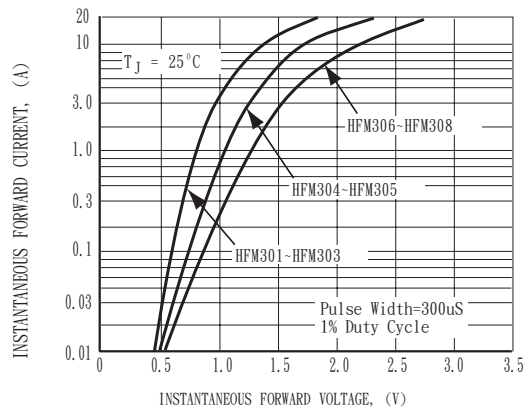


FIG.4 TYPICAL INSTANTANEOUS FORWARD CHARACTERISTICS

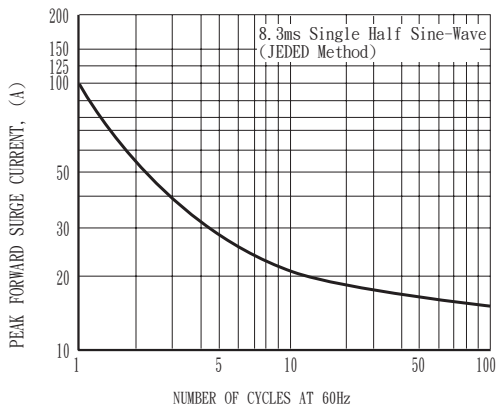


FIG.5 MAXIMUM NON-REPETITIVE FORWARD SURGE CURRENT

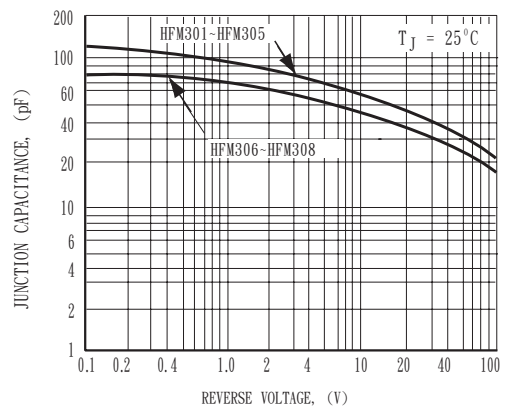


FIG.6 TYPICAL JUNCTION CAPACITANCE

**.0A Surface Mount High Efficiency Rectifiers -50V- 1000V
SM7 PACKAGE**

Ordering Information:

Device PN	Packing
Part Number -T ⁽¹⁾ G ⁽²⁾ -WS	Tape & Reel Packing :3000pcs/Reel

Note: 1. Packing code, T: Tape & 13" Reel Packing;
2. RoHS product for packing code suffix "G", Halogen free product for packing code suffix "H" .

*****Disclaimer*****

WILLAS reserves the right to make changes without notice to any product specification herein, to make corrections, modifications, enhancements or other changes. WILLAS or anyone on its behalf assumes no responsibility or liability for any errors or inaccuracies. Data sheet specifications and its information contained are intended to provide a product description only. "Typical" parameters which may be included on WILLAS data sheets and/ or specifications can and do vary in different applications and actual performance may vary over time. WILLAS does not assume any liability arising out of the application or use of any product or circuit.

WILLAS products are not designed, intended or authorized for use in medical, life-saving implant or other applications intended for life-sustaining or other related applications where a failure or malfunction of component or circuitry may directly or indirectly cause injury or threaten a life without expressed written approval of WILLAS. Customers using or selling WILLAS components for use in such applications do so at their own risk and shall agree to fully indemnify WILLAS Inc and its subsidiaries harmless against all claims, damages and expenditures.