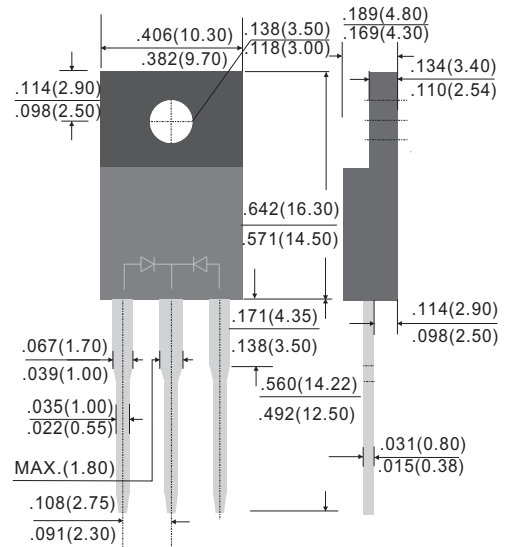


Features

- Low forward voltage drop
- High current capability
- High reliability
- High surge current capability
- High speed switching
- AEC-Q101 qualified
- **Moisture Sensitivity Level 1**
- **Pb-Free package is available**
RoHS product for packing code suffix "G"
Halogen free product for packing code suffix "H"



ITO-220



Dimensions in inches and (millimeters)

Mechanical Date

- Case: ITO-220
- Case Material: Molded Plastic. UL Flammability Classification Rating 94V-0
- Terminals: Lead Free Plating (Tin Finish). Solderable per MIL-STD-202, Method 208
- Weight: 1.645 grams (approximate)

MAXIMUM RATINGS (TA=25°C unless otherwise noted)											
PARAMETER	SYMBOL	HER16 01FC	HER16 02FC	HER16 03FC	HER16 04FC	HER16 05FC	HER16 06FC	HER16 07FC	HER16 08FC	UNIT	
Maximum repetitive peak reverse voltage	V _{RRM}	50	100	200	300	400	600	800	1000	V	
Maximum RMS voltage	V _{RMS}	35	70	140	210	280	420	560	700	V	
Maximum DC blocking voltage	V _{DC}	50	100	200	300	400	600	800	1000	V	
Maximum average forward rectified current (Total) (Per Leg)	I _F	16.0 8.0								A	
Peak forward surge current, 8.3ms single half sine-wave superimposed on rated load	I _{FSM}	125.0								A	
Maximum Instantaneous Forward Voltage IF=8A @ 25°C	V _F	1.00		1.35		1.75			V		
Maximum DC Reverse Current @ Tc=25°C at Rated DC Blocking Voltage @ Tc=100°C	I _R	10 100								uA	
Typical Junction Capacitance(NOTE1)	C _j	75								pF	
Maximum Reverse Recovery Time(NOTE2)	T _{rr}	50					75				ns
Typical Thermal Resistance	R _{θJC}	3								°C/W	
Operating Temperature Range	T _J	-55 to +150								°C	
Storage Temperature Range	T _{STG}	-55 to +150								°C	

NOTES:1. Measured at 1.0MHZ and applied reverse voltage of 4.0V DC
2. Measured with IF=0.5A, IR=1A, IRR=0.25A



FIG. 1-TYPICAL FORWARD CURRENT DERATING CURVE

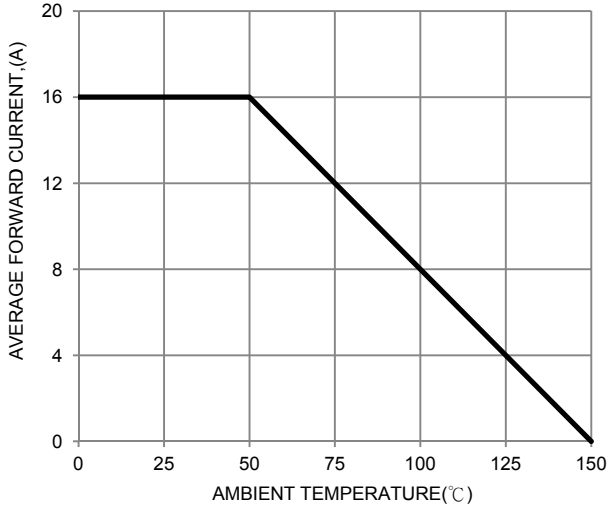


FIG. 2-TYPICAL FORWARD CHARACTERISTICS

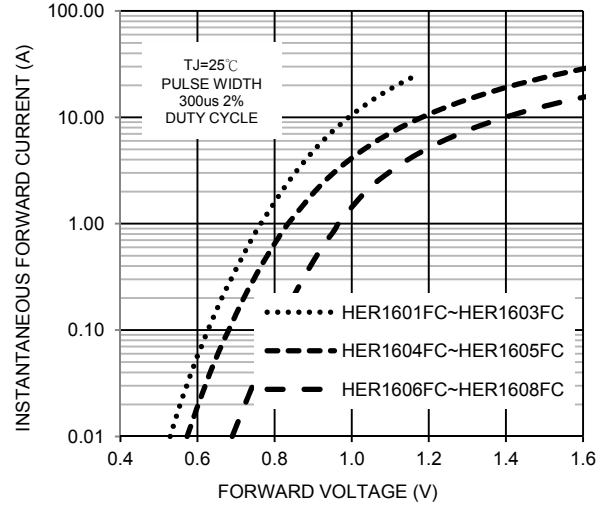


FIG. 3-MAXIMUM NON-REPETITIVE FORWARD SURGE CURRENT

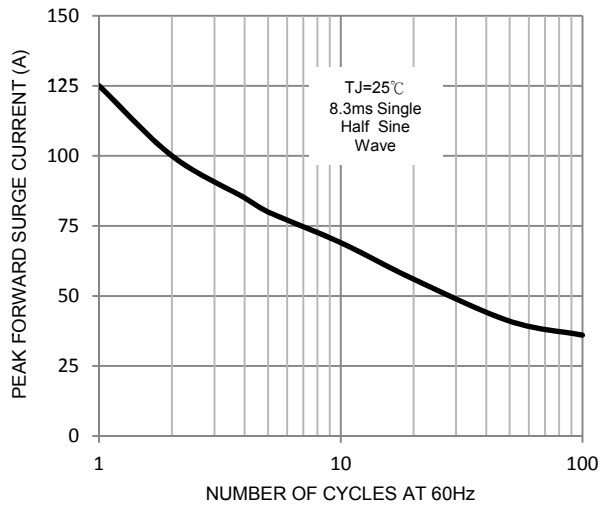


FIG. 4-TYPICAL REVERSE CHARACTERISTICS

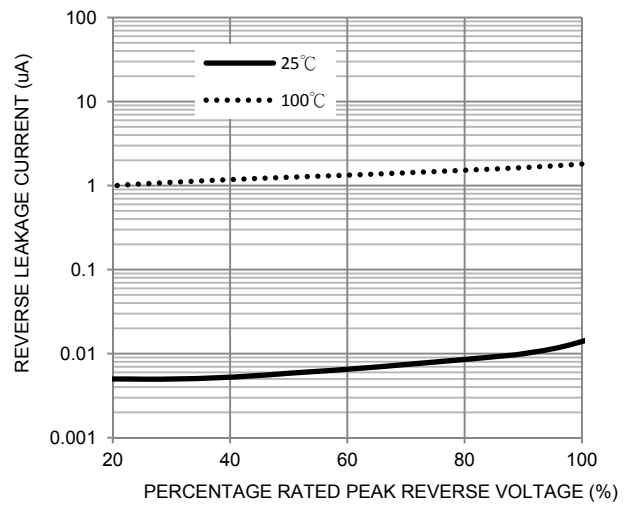
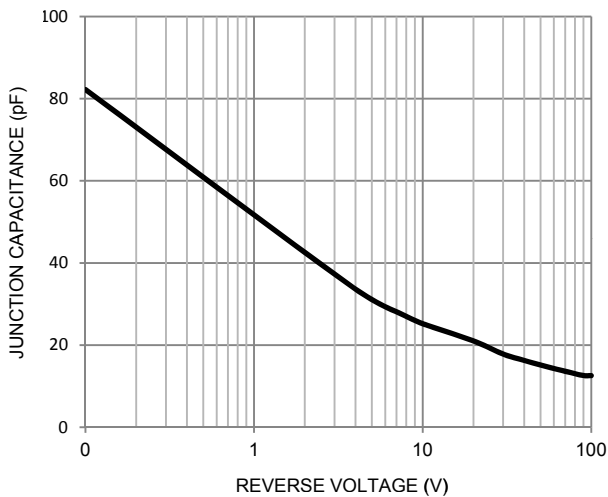


FIG. 5-TYPICAL JUNCTION CAPACITANCE





WILLAS



**16.0A HIGH EFFICIENCY RECTIFIERS - 50V-1000V
ITO-220 PACKAGE**

**HER1601FC
THRU
HER1608FC**

Ordering Information:

Device PN	Packing
Part Number -G ⁽¹⁾ -WS	Tube: 50pcs/Tube ; 2Kpcs/Box

Note: (1) RoHS product for packing code suffix "G" ; Halogen free product for packing code suffix "H"

Disclaimer

WILLAS reserves the right to make changes without notice to any product specification herein, to make corrections, modifications, enhancements or other changes. WILLAS or anyone on its behalf assumes no responsibility or liability for any errors or inaccuracies. Data sheet specifications and its information contained are intended to provide a product description only. "Typical" parameters which may be included on WILLAS data sheets and/ or specifications can and do vary in different applications and actual performance may vary over time. WILLAS does not assume any liability arising out of the application or use of any product or circuit.

WILLAS products are not designed, intended or authorized for use in medical, life-saving implant or other applications intended for life-sustaining or other related applications where a failure or malfunction of component or circuitry may directly or indirectly cause injury or threaten a life without expressed written approval of WILLAS. Customers using or selling WILLAS components for use in such applications do so at their own risk and shall agree to fully indemnify WILLAS Inc and its subsidiaries harmless against all claims, damages and expenditures.