

**30.0A SCHOTTKY BARRIER RECTIFIERS - 40V- 200V
D2PAK PACKAGE**

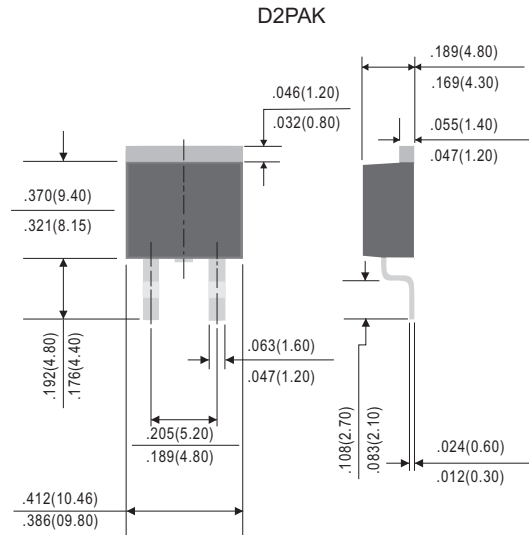
Features

- Batch process design, excellent power dissipation offers better reverse leakage current and thermal resistance.
- Low profile surface mounted application in order to optimize board space.
- Low power loss, high efficiency.
- High current capability, low forward voltage drop.
- High surge capability.
- Guardring for overvoltage protection.
- Ultra high-speed switching.
- Silicon epitaxial planar chip, metal silicon junction.
- **Moisture Sensitivity Level 1**

Mechanical data

- Epoxy:UL94-V0 rated flame retardant
- Case : Molded plastic, TO-263 / D2PAK
- Terminals : Solder plated, solderable per MIL-STD-750, Method 2026
- Mounting Position : Any
- Weight : Approximated 1.46 gram

Package outline



Dimensions in inches and (millimeters)

Maximum ratings and Electrical Characteristics (AT T_A=25°C unless otherwise noted)

PARAMETER	CONDITIONS	Symbol	MIN.	TYP.	MAX.	UNIT
Forward rectified current	See Fig.1	I _O			30.0	A
Forward surge current	8.3ms single half sine-wave superimposed on rate load (JEDEC methode)	I _{FSM}			150	A
Reverse current	V _R = V _{RRM} T _J = 25°C	I _R			0.5	mA
	V _R = V _{RRM} T _J = 100°C				50	
Storage temperature		T _{STG}	-55		+150	°C

SYMBOLS	V _{RRM} ^{*1} (V)	V _{RMS} ^{*2} (V)	V _R ^{*3} (V)	V _F ^{*4} (V)	Operating temperature T _J , (°C)
SKFM3040C-D2	40	28	40	0.55	-55 to +125
SKFM3045C-D2	45	31.5	45		
SKFM3060C-D2	60	42	60	0.70	-55 to +150
SKFM30100C-D2	100	70	100		
SKFM30150C-D2	150	105	150		
SKFM30200C-D2	200	140	200		

- *1 Repetitive peak reverse voltage
- *2 RMS voltage
- *3 Continuous reverse voltage
- *4 Maximum forward voltage@I_F = 15.0A

Rating and characteristic curves

FIG.1-TYPICAL FORWARD CURRENT DERATING CURVE

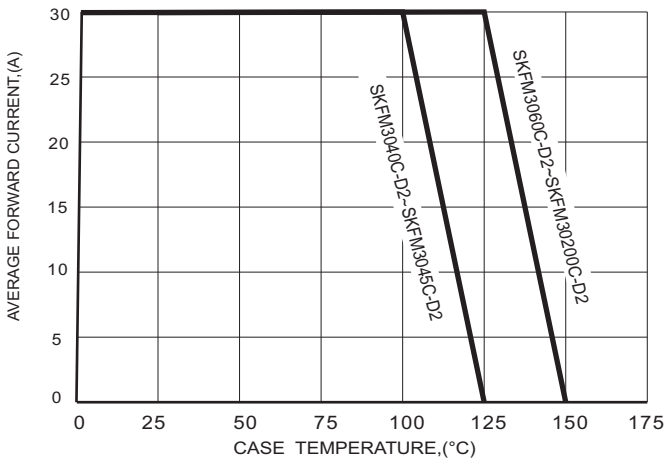


FIG.2-TYPICAL FORWARD CHARACTERISTICS

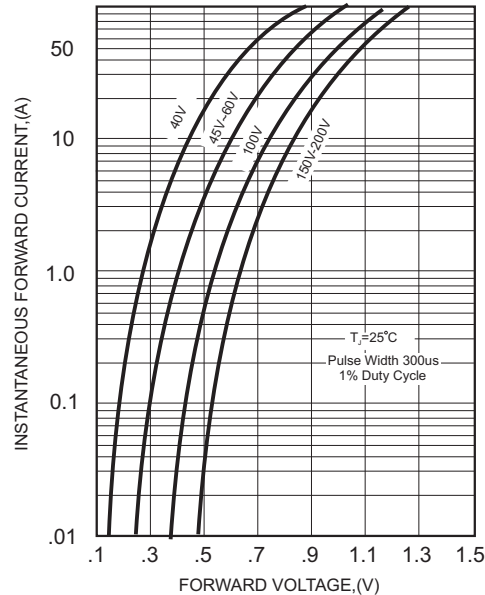


FIG.3-MAXIMUM NON-REPETITIVE FORWARD SURGE CURRENT

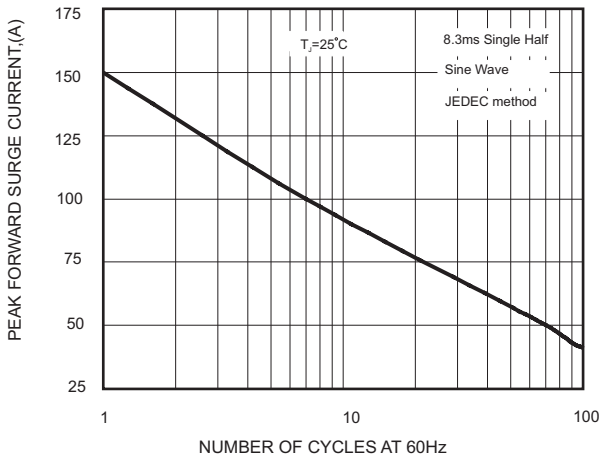
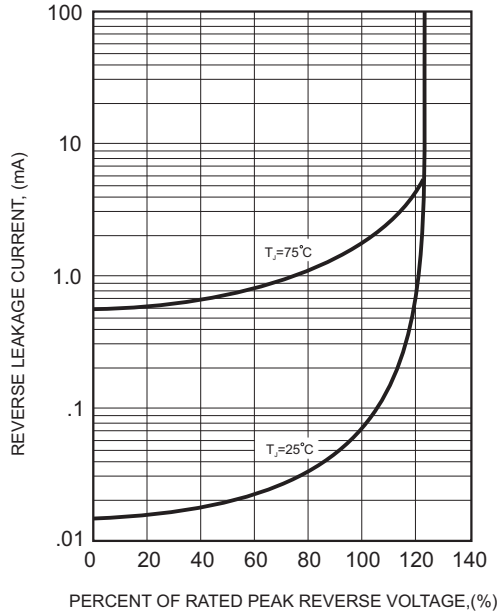



FIG.4 - TYPICAL REVERSE CHARACTERISTICS



**30.0A SCHOTTKY BARRIER RECTIFIERS - 40V- 200V
D2PAK PACKAGE**

Pinning information



Reel packing

PACKAGE	REEL SIZE	REEL (pcs)	COMPONENT SPACING (m/m)	BOX (pcs)	INNER BOX (m/m)	REEL DIA. (m/m)	CARTON SIZE (m/m)	CARTON (pcs)	APPROX. GROSS WEIGHT (kg)
D2PAK/TO-263	13"	800	16.0	800	337*337*37	330	350*330*360	6,400	15.0

Marking

Type number	Marking code
SKFM3040C-D2	SK3040
SKFM3045C-D2	SK3040
SKFM3060C-D2	SK3060
SKFM30100C-D2	SK30100
SKFM30150C-D2	SK30150
SKFM30200C-D2	SK30200

Note: D2: Package code, D2PAK

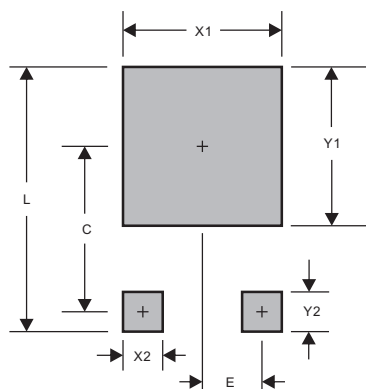
-T: Taping Reel

Pb-Free package is available

RoHS product for packing code suffix "G"

Halogen free product for packing code suffix "H"

Suggested solder pad layout



PACKAGE	D2PAK
C	0.374(9.50)
E	0.098(2.50)
L	0.665(16.90)
X1	0.425(10.80)
X2	0.071(1.80)
Y1	0.449(11.40)
Y2	0.138(3.50)

Dimensions in inches and (millimeters)