



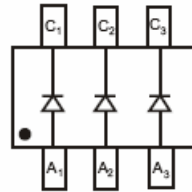
### SOT-363 Plastic-Encapsulate Diodes

#### SWITCHING DIODES

#### FEATURES

- Fast Switching Speed
- For General Purpose Switching Applications
- High Conductance
- Weight:0.05g
- RoHS product for packing code suffix "G"  
Halogen free product for packing code suffix "H"
- Moisture Sensitivity Level 1

MARKING: BAS16TW1T1: KA2



SOT-363



#### Maximum Ratings @T<sub>A</sub>=25°C

Parameter	Symbol	Limits	Unit
Non-Repetitive Peak reverse voltage	V <sub>RM</sub>	100	V
Peak Repetitive Peak reverse voltage	V <sub>RRM</sub>	75	V
Working Peak Reverse Voltage	V <sub>RWM</sub>		
DC Blocking Voltage	V <sub>R</sub>		
RMS Reverse Voltage	V <sub>R(RMS)</sub>	53	V
Forward Continuous Current	I <sub>FM</sub>	300	mA
Average Rectified Output Current	I <sub>O</sub>	150	mA
Peak forward surge current @=1.0μs	I <sub>FSM</sub>	2.0	A
@=1.0s		1.0	
Power Dissipation	P <sub>d</sub>	200	mW
Thermal Resistance Junction to Ambient	R <sub>θJA</sub>	625	K/W
Junction temperature	T <sub>j</sub>	150	°C
Storage temperature	T <sub>STG</sub>	-55~+150	°C

#### Electrical Ratings @T<sub>A</sub>=25°C

Parameter	Symbol	Min.	Typ.	Max.	Unit	Conditions
Reverse Breakdown Voltage	V <sub>(BR)R</sub>	75			V	I <sub>R</sub> =10μA
Forward voltage	V <sub>F1</sub>			0.715	V	I <sub>F</sub> =1mA
	V <sub>F2</sub>			0.855	V	I <sub>F</sub> =10mA
	V <sub>F3</sub>			1.0	V	I <sub>F</sub> =50mA
	V <sub>F4</sub>			1.25	V	I <sub>F</sub> =150mA
Reverse current	I <sub>R1</sub>			1	μA	V <sub>R</sub> =75V
	I <sub>R2</sub>			25	nA	V <sub>R</sub> =20V
Capacitance between terminals	C <sub>T</sub>			2	pF	V <sub>R</sub> =0V,f=1MHz
Reverse Recovery Time	t <sub>rr</sub>			4	ns	I <sub>F</sub> =I <sub>R</sub> =10mA I <sub>rr</sub> =0.1X I <sub>R</sub> , R <sub>L</sub> =100Ω



### Typical Characteristics

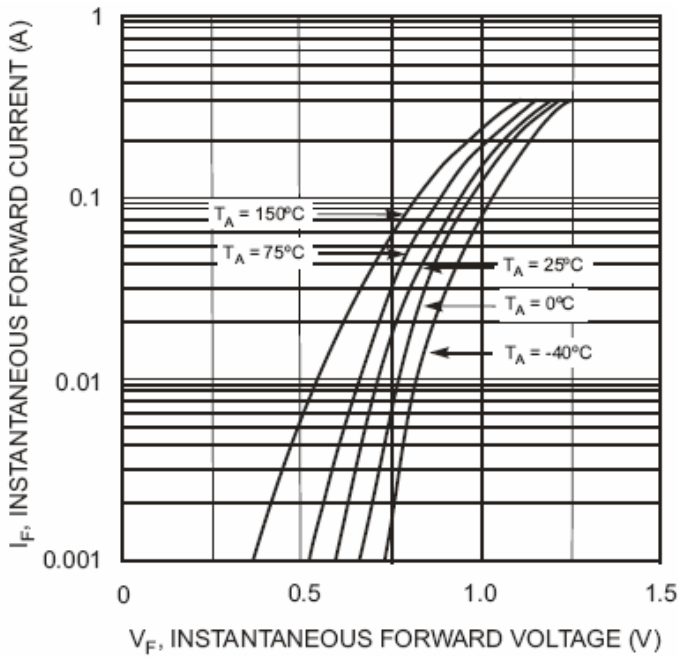


Fig. 2 Forward Characteristics

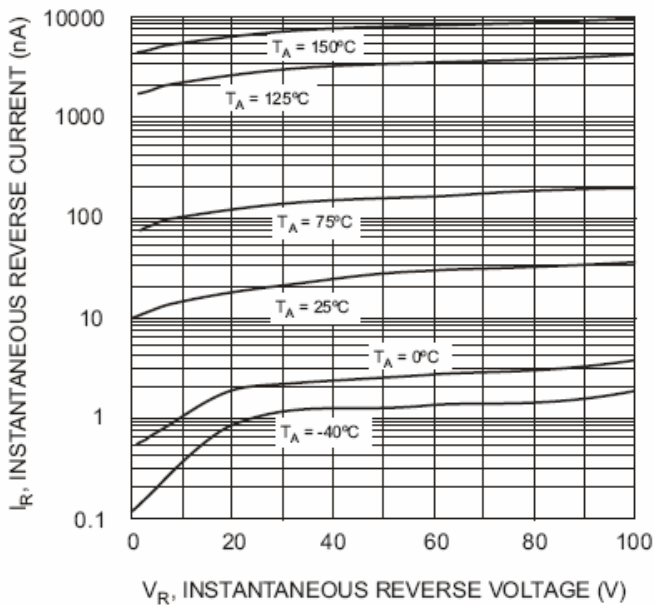


Fig. 3 Typical Reverse Characteristics

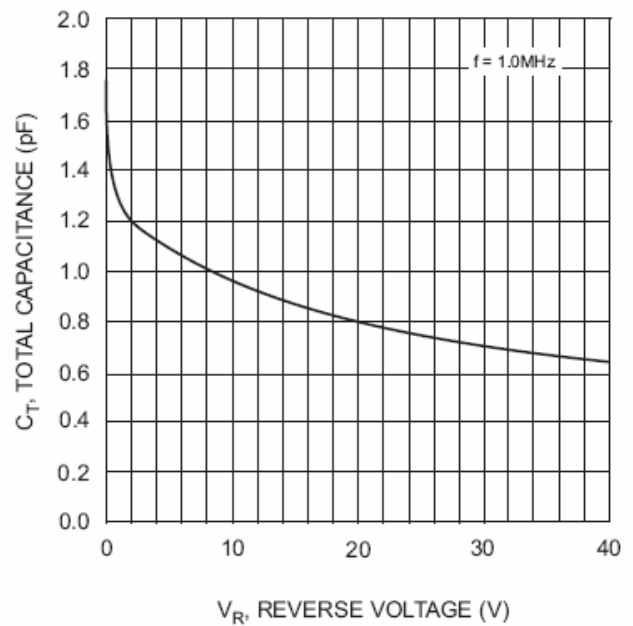
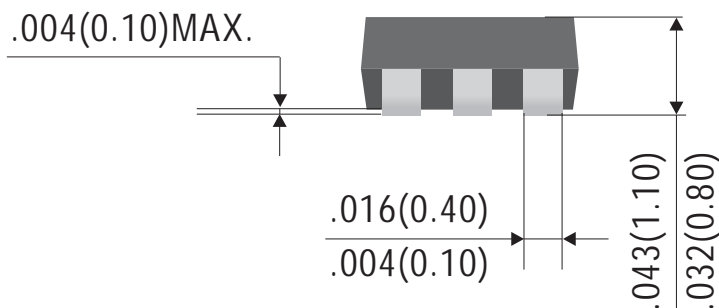
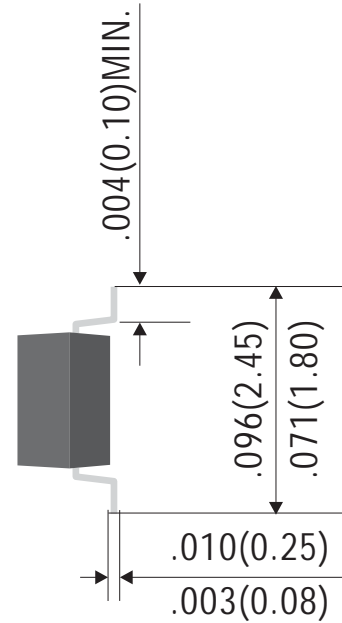
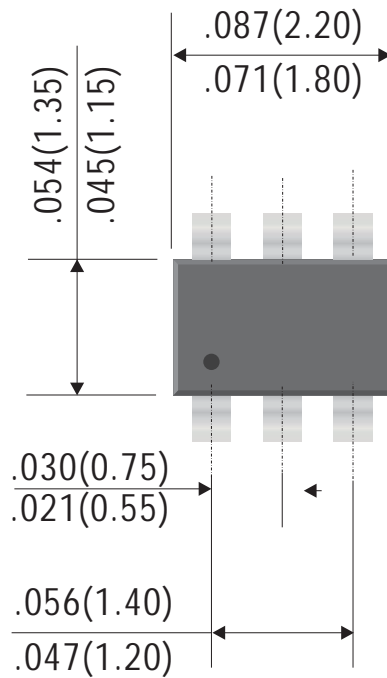


Fig. 4 Typical Capacitance vs. Reverse Voltage



# Outline Drawing

# SOT-363



Dimensions in inches and (millimeters)



# WILLAS



## SOT-363 Plastic-Encapsulate Diodes

**BAS16TW1T1**

### Ordering Information:

Device PN	Packing
BAS16TW1T1 G <sup>(1)</sup> -WS	Tape&Reel: 3 Kpcs/Reel

Note:(1) Ro HS product for packing code suffix "G" ; Halogen free product for packing code suffix "H"

### \*\*\*Disclaimer\*\*\*

WILLAS reserves the right to make changes without notice to any product specification herein, to make corrections, modifications, enhancements or other changes. WILLAS or anyone on its behalf assumes no responsibility or liability for any errors or inaccuracies. Data sheet specifications and its information contained are intended to provide a product description only. "Typical" parameters which may be included on WILLAS data sheets and/ or specifications can and do vary in different applications and actual performance may vary over time. WILLAS does not assume any liability arising out of the application or use of any product or circuit.

WILLAS products are not designed, intended or authorized for use in medical, life-saving implant or other applications intended for life-sustaining or other related applications where a failure or malfunction of component or circuitry may directly or indirectly cause injury or threaten a life without expressed written approval of WILLAS. Customers using or selling WILLAS components for use in such applications do so at their own risk and shall agree to fully indemnify WILLAS Inc and its subsidiaries harmless against all claims, damages and expenditures.