



●Applications

High-frequency rectification

Switching regulators

Moisture Sensitivity Level 1

●Features

1) Small surface mounting type.

2) Ultra low V_F ($V_F=0.45V$ Typ. at 0.5A)

3) High reliability.

3) **Pb-Free package is available**

RoHS product for packing code suffix "G"

Halogen free product for packing code suffix "H"

●Construction

Silicon epitaxial planar



SOD-323



Polarity: Color band denotes cathode end

●Device Marking and Ordering Information

Device	Marking	Shipping
SCS551V	D or 2V	3000/Tape&Reel

●Absolute maximum ratings (Ta = 25°C)

Parameter	Symbol	Limits	Unit
Peak reverse voltage	V_{RM}	30	V
DC reverse voltage	V_R	20	V
Mean rectifying current	I_o	0.5	A
Peak forward surge current*	I_{FSM}	2	A
Junction temperature	T_j	+125	°C
Storage temperature	T_{stg}	-40~+125	°C

* 60Hz for 1ms

●Electrical characteristics (Ta = 25°C)

Parameter	Symbol	Min.	Typ.	Max.	Unit	Conditions
Forward voltage	V_{F1}	-	-	0.36	V	$I_F = 100mA$
	V_{F2}	-	-	0.54	V	$I_F = 500mA$
Reverse current	I_R	-	-	100	μA	$V_R = 20V$

● **Electrical characteristic curves (Ta = 25°C)**

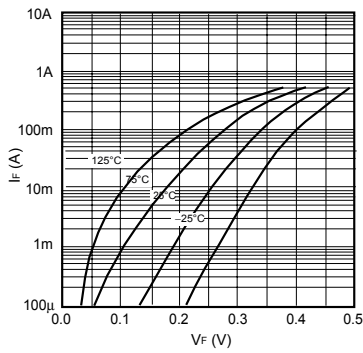


Fig.1 Forward characteristics

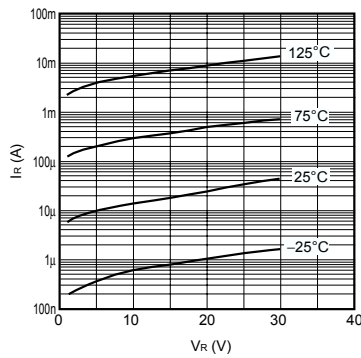


Fig.2 Reverse characteristics

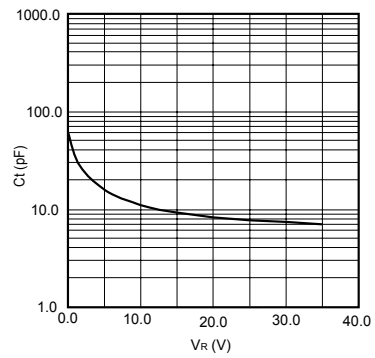


Fig.3 Capacitance between terminals characteristics

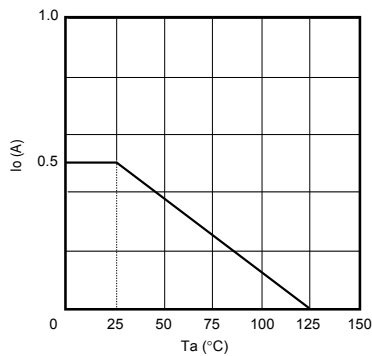
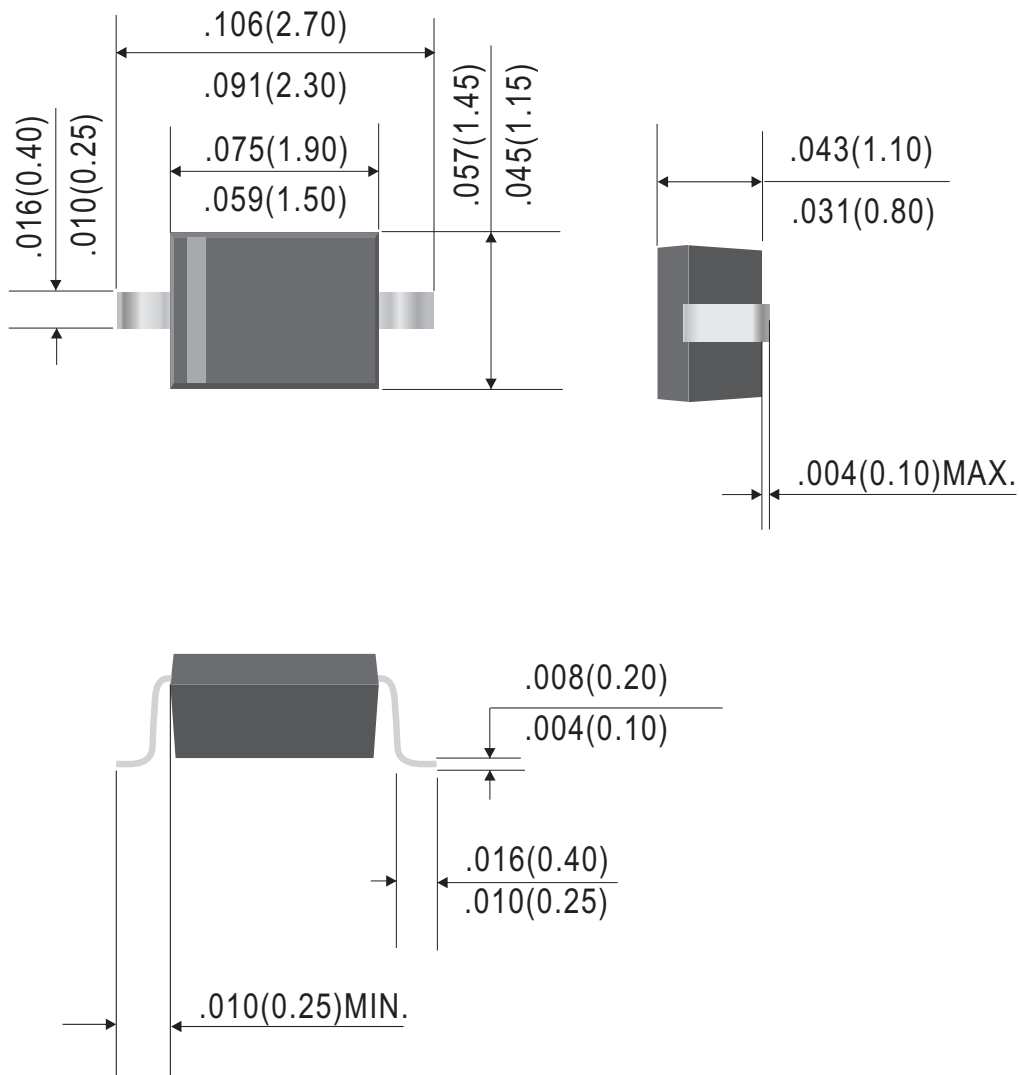


Fig.4 Derating curve

SOD-323

Dimensions in inches and (millimeters)

Ordering Information:

Device PN	Packing
SCS551V -T ⁽¹⁾ G ⁽²⁾ -WS	Tape&Reel: 3 Kpcs/Reel

Note: (1) Packing code, Tape & Reel Packing

(2) RoHS product for packing code suffix "G" ; Halogen free product for packing code suffix "H"

*****Disclaimer*****

WILLAS reserves the right to make changes without notice to any product specification herein, to make corrections, modifications, enhancements or other changes. WILLAS or anyone on its behalf assumes no responsibility or liability for any errors or inaccuracies. Data sheet specifications and its information contained are intended to provide a product description only. "Typical" parameters which may be included on WILLAS data sheets and/ or specifications can and do vary in different applications and actual performance may vary over time. WILLAS does not assume any liability arising out of the application or use of any product or circuit.

WILLAS products are not designed, intended or authorized for use in medical, life-saving implant or other applications intended for life-sustaining or other related applications where a failure or malfunction of component or circuitry may directly or indirectly cause injury or threaten a life without expressed written approval of WILLAS. Customers using or selling WILLAS components for use in such applications do so at their own risk and shall agree to fully indemnify WILLAS Inc and its subsidiaries harmless against all claims, damages and expenditures.