



0.1A Surface Mount Schokky Diode - 40V

●Applications

Low current rectification

●Features

- 1) Small surface mounting type.
- 2) Low I_R. (I_R=70nA Typ.)
- 3) High reliability.

We declare that the material of product compliance with RoHS requirements.

●Construction

Silicon epitaxial planar

SOD-323



●Device Marking and Ordering Information

Device	Marking	Shipping
SCS500V-TG	5 or 2 or 4V or JV	3000/Tape&Reel

Pb-Free package is available

RoHS product for packing code suffix "G"

Halogen free product for packing code suffix "H"

●Absolute maximum ratings (Ta = 25°C)

Parameter	Symbol	Limits	Unit
Peak reverse voltage	V _{RM}	45	V
DC reverse voltage	V _R	40	V
Mean rectifying current	I _o	0.1	A
Peak forward surge current*	I _{FSM}	1	A
Junction temperature	T _j	125	°C
Operating/Storage temperature	T _{stg}	-40~+125	°C

* 60Hz for 1

●Electrical characteristics (Ta = 25°C)

Parameter	Symbol	Min.	Typ.	Max.	Unit	Conditions
Forward voltage	V _F	--	-	0.45	V	I _F =10mA
Reverse current	I _R	--	-	1	μA	V _R =10V
Capacitance between terminals	C _T	--	6.0	-	pF	V _R =10V, f=1MHz

Note) ESD sensitive product handling required.



0.1A Surface Mount Schokky Diode - 40V

●Electrical characteristic curves (Ta = 25°C)

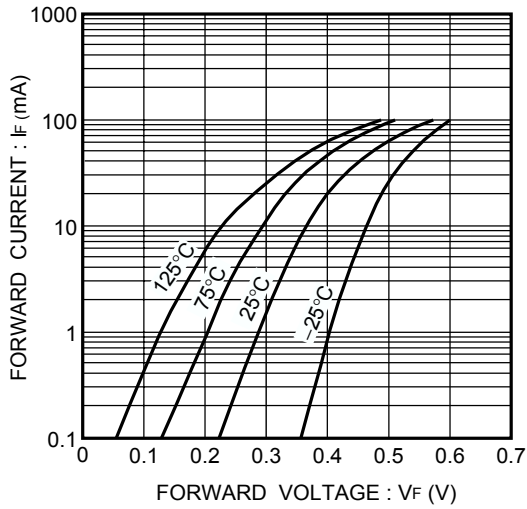


Fig. 1 Forward characteristics

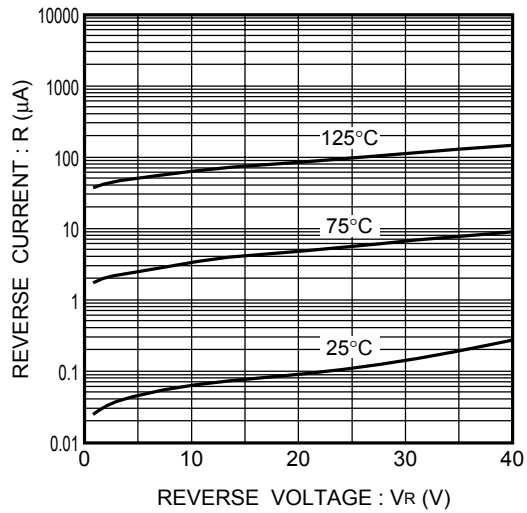


Fig. 2 Reverse characteristics

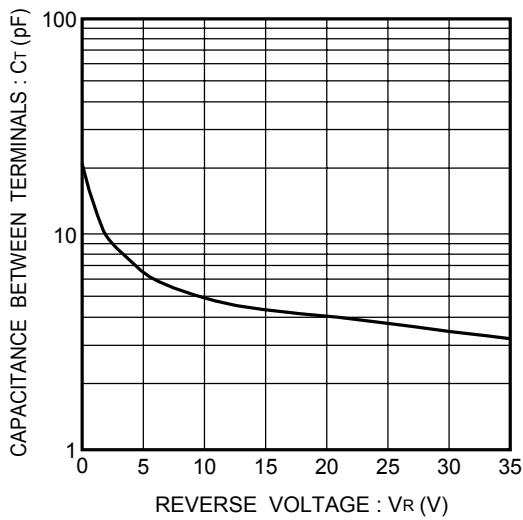


Fig. 3 Capacitance between terminals characteristics

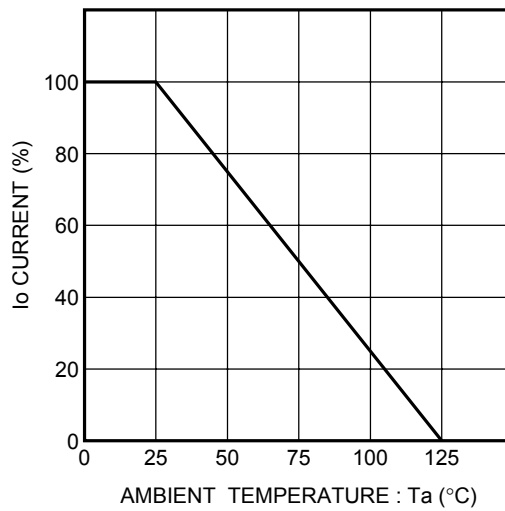
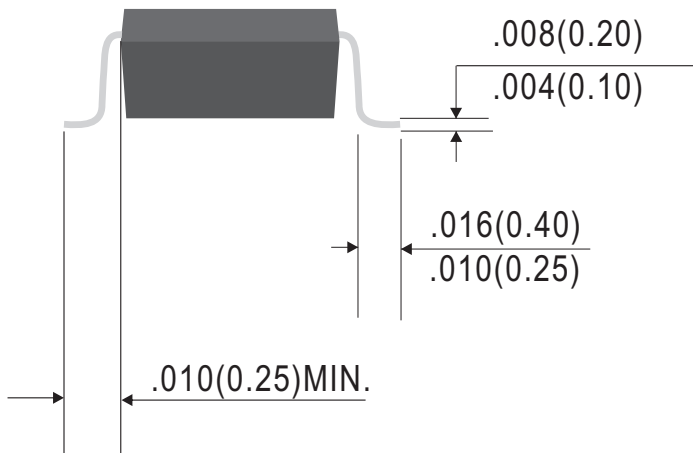
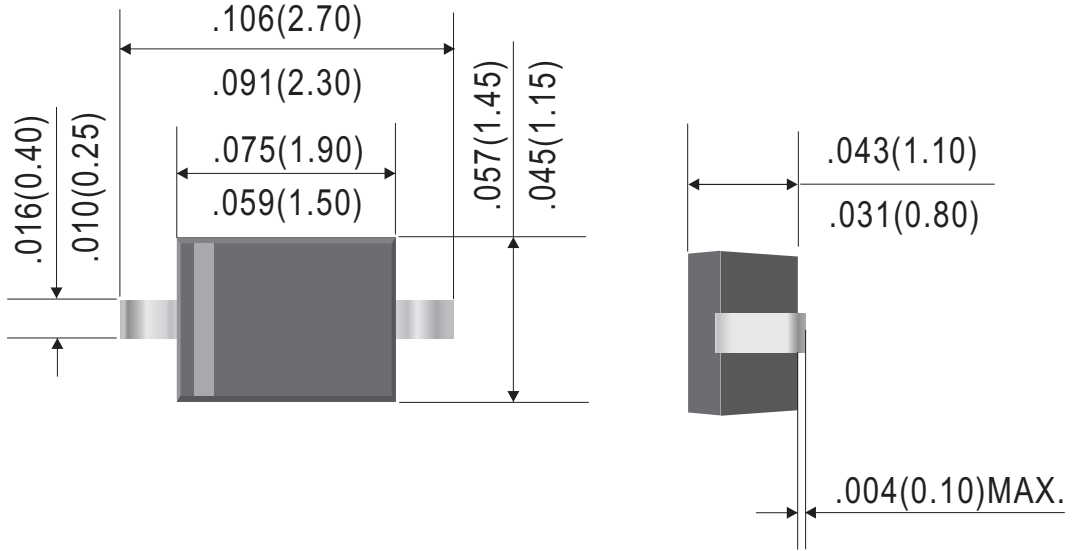


Fig. 4 Derating curve (mounting on glass epoxy PCBs)



0.1A Surface Mount Schokky Diode - 40V

SOD-323





WILLAS



SCS500V

0.1A Surface Mount Schokky Diode - 40V

Ordering Information:

Device PN	Packing
SCS500V -T ⁽¹⁾ G ⁽²⁾ -WS	Tape&Reel: 3 Kpcs/Reel

Note: (1) Packing code, Tape & Reel Packing

(2) RoHS product for packing code suffix "G" ; Halogen free product for packing code suffix "H"

Disclaimer

WILLAS reserves the right to make changes without notice to any product specification herein, to make corrections, modifications, enhancements or other changes. WILLAS or anyone on its behalf assumes no responsibility or liability for any errors or inaccuracies. Data sheet specifications and its information contained are intended to provide a product description only. "Typical" parameters which may be included on WILLAS data sheets and/ or specifications can and do vary in different applications and actual performance may vary over time. WILLAS does not assume any liability arising out of the application or use of any product or circuit.

WILLAS products are not designed, intended or authorized for use in medical, life-saving implant or other applications intended for life-sustaining or other related applications where a failure or malfunction of component or circuitry may directly or indirectly cause injury or threaten a life without expressed written approval of WILLAS. Customers using or selling WILLAS components for use in such applications do so at their own risk and shall agree to fully indemnify WILLAS Inc and its subsidiaries harmless against all claims, damages and expenditures.