



WILLAS

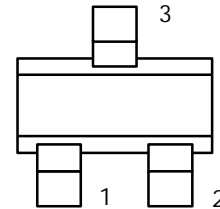


Medium Power Transistor (−32V, −0.5A)

2SA1036KxLT1

●Features

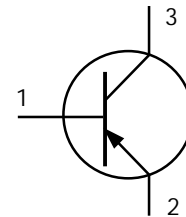
- 1) Large I_c .
 $I_{cMax.} = -500mA$
- 2) Low $V_{CE(sat)}$. Ideal for low-voltage operation.
- 3) We declare that the material of product compliance with RoHS requirements.
Pb-Free package is available
RoHS product for packing code suffix "G"
Halogen free product for packing code suffix "H"
Moisture Sensitivity Level 1



SOT-23

●Structure

Epitaxial planar type
PNP silicon transistor



PNP

●DEVICE MARKING

- | |
|---------------------|
| 1) 2SA1036KQLT1 =HQ |
| 2) 2SA1036KRLT1 =HR |

●Absolute maximum ratings (Ta = 25°C)

Parameter	Symbol	Limits	Unit
Collector-base voltage	V_{CBO}	−40	V
Collector-emitter voltage	V_{CEO}	−32	V
Emitter-base voltage	V_{EBO}	−5	V
Collector current	I_c	−0.5	A *
Collector power dissipation	P_c	0.2	W
Junction temperature	T_j	150	°C
Storage temperature	T_{stg}	−55~+150	°C

* P_c MAX. must not be exceeded.

●ORDERING INFORMATION

Device	Package	Shipping
2SA1036KxLT1G	SOT-23	3000/Tape & Reel



WILLAS



2SA1036KxLT1

Medium Power Transistor (−32V, −0.5A)

●Electrical characteristics (Ta = 25°C)

Parameter	Symbol	Min.	Typ.	Max.	Unit	Conditions
Collector-base breakdown voltage	BV _{CB0}	−40	—	—	V	I _C = −100μA
Collector-emitter breakdown voltage	BV _{CEO}	−32	—	—	V	I _C = −1mA
Emitter-base breakdown voltage	BV _{EBO}	−5	—	—	V	I _E = −100μA
Collector cutoff current	I _{CB0}	—	—	−1	μA	V _{CB} = −20v
Emitter cutoff current	I _{EBO}	—	—	−1	μA	V _{EB} = −4V
Collector-emitter saturation voltage	V _{CE(sat)}	—	—	−0.4	V	I _C /I _B = −100mA/ −10mA
DC current transfer ration	h _{FE}	120	—	390	—	V _{CE} = −3V, I _C = −10mA
Transition frequency	f _T	—	200	—	MHz	V _{CE} = −5V, I _E = 20mA, f = 100MHz
Output capacitance	C _{ob}	—	7	—	pF	V _{CB} = −10V, I _E = 0A, f = 1MHz

●hFE values are classified as follows.

Item	Q	R
Hfe	120~270	180~390



Medium Power Transistor (-32V, -0.5A)

●Electrical characteristic curves

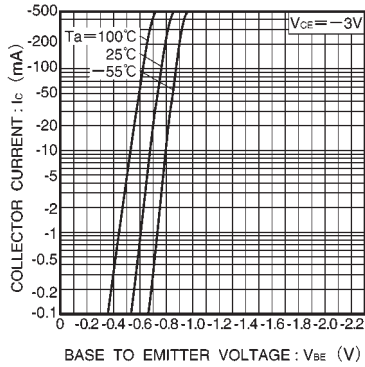


Fig.1 Grounded emitter propagation

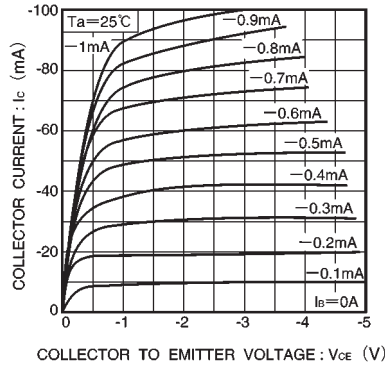


Fig.2 Grounded emitter output characteristics (I)

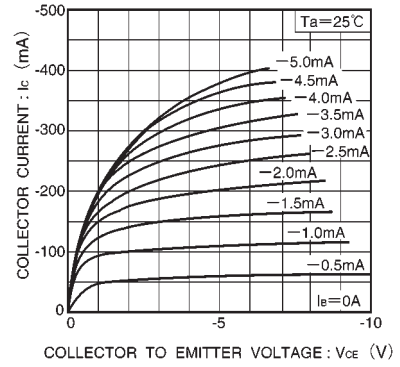


Fig.3 Grounded emitter output characteristics (II)

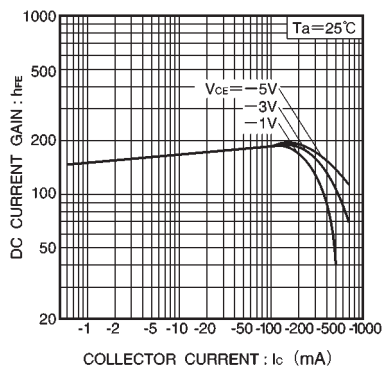


Fig.4 DC current gain vs. collector current (I)

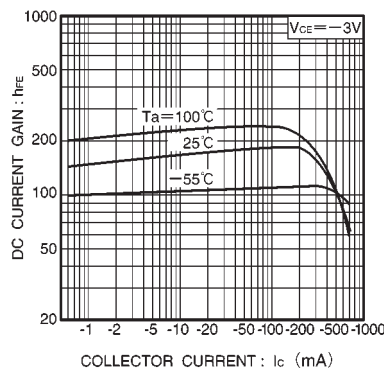


Fig.5 DC current gain vs. collector current (II)

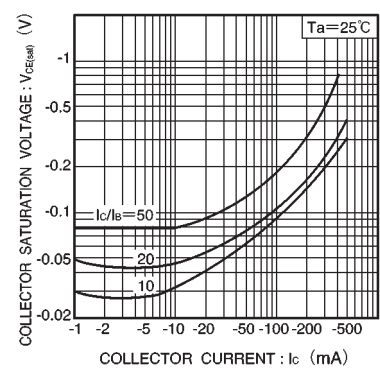


Fig.6 Collector-emitter saturation voltage vs. collector current (I)

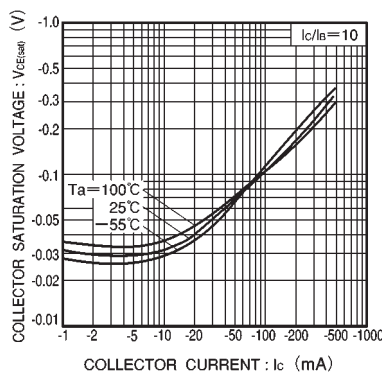


Fig.7 Collector-emitter saturation voltage vs. collector current (II)

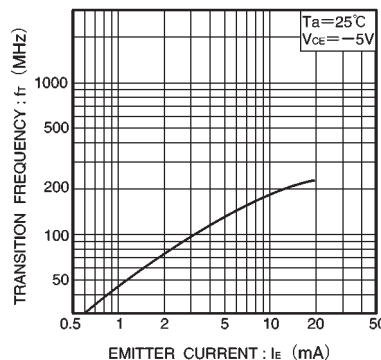


Fig.8 Gain bandwidth product vs. emitter current

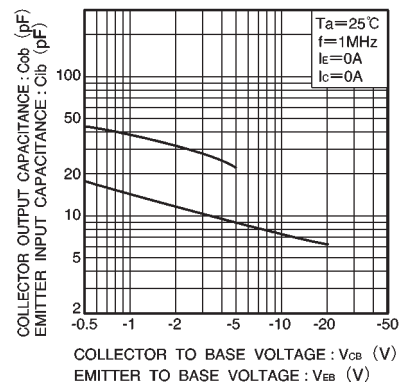


Fig.9 Collector output capacitance vs. collector-base voltage. Emitter input capacitance vs. emitter-base voltage



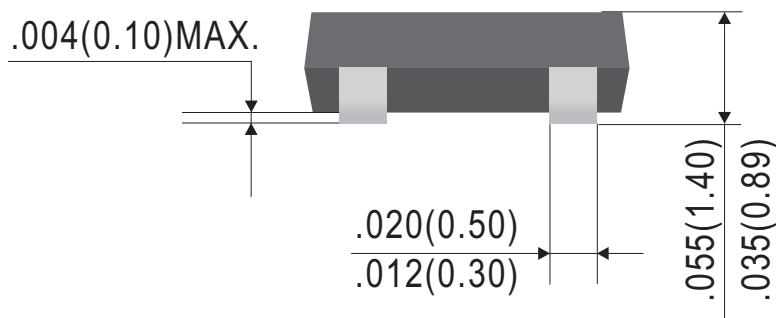
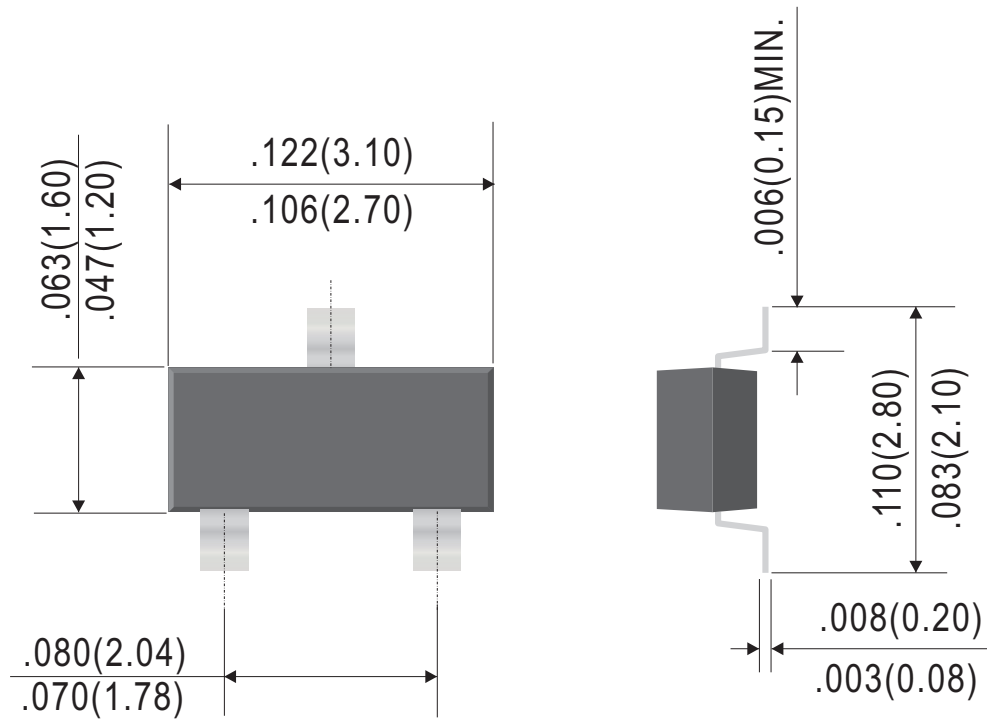
WILLAS



Medium Power Transistor (−32V, −0.5A)

2SA1036KxLT1

SOT-23



Dimensions in inches and (millimeters)



WILLAS



2SA1036KxLT1

Medium Power Transistor (− 32V, − 0.5A)

Ordering Information:

Device PN	Packing
2SA1036K x ⁽²⁾ LT1 G ⁽¹⁾ -WS	Tape&Reel: 3 Kpcs/Reel

Note: (1) RoHS product for packing code suffix "G" ; Halogen free product for packing code suffix "H"

(2) CLASSIFICATION OF hFE RANK

Disclaimer

WILLAS reserves the right to make changes without notice to any product specification herein, to make corrections, modifications, enhancements or other changes. WILLAS or anyone on its behalf assumes no responsibility or liability for any errors or inaccuracies. Data sheet specifications and its information contained are intended to provide a product description only. "Typical" parameters which may be included on WILLAS data sheets and/ or specifications can and do vary in different applications and actual performance may vary over time. WILLAS does not assume any liability arising out of the application or use of any product or circuit.

WILLAS products are not designed, intended or authorized for use in medical, life-saving implant or other applications intended for life-sustaining or other related applications where a failure or malfunction of component or circuitry may directly or indirectly cause injury or threaten a life without expressed written approval of WILLAS. Customers using or selling WILLAS components for use in such applications do so at their own risk and shall agree to fully indemnify WILLAS Inc and its subsidiaries harmless against all claims, damages and expenditures.