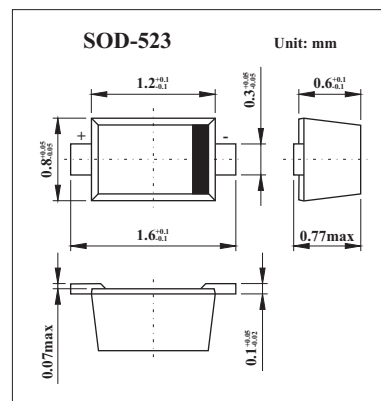


SD103AX

■ Features

- Low forward voltage drop
- Guard ring construction for transient protection
- Negligible reverse recovery time
- Low reverse capacitance



■ Absolute Maximum Ratings Ta = 25°C

Parameter	Symbol	Rating	Unit
Peak repetitive peak reverse voltage	V _{RRM}	40	V
Working peak	V _{RWM}		
DC blocking voltage	V _R		
RMS reverse voltage	V _{R(RMS)}	28	V
Forward continuous current	I _{FM}	350	mA
Non-Repetitive Peak Forward Surge Curren @t ≤ 1.0s	I _{FRM}	1.5	A
Power Dissipation	P _d	150	mW
Thermal Resistance, Junction to Ambient Air (Note 1)	R _{θJA}	667	°C/W
Operating and Storage Temperature Range	T _j , T _{STG}	-65 to +125	°C

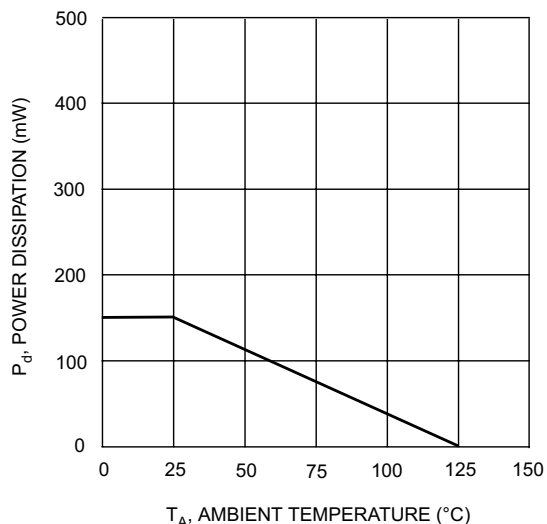
Notes: 1. Part mounted on FR-4 board with recommended pad layout

■ Electrical Characteristics Ta = 25°C

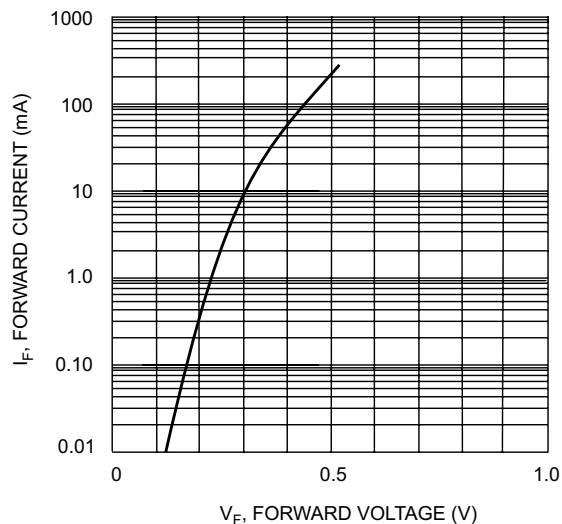
Parameter	Symbol	Testconditons	Min	Typ	Max	Unit
Reverse breakdown voltage	V _{(BR)R}	I _R = 100 μ A	40			V
Forward Voltage Drop	V _{FM}	I _F = 20mA I _F = 200mA			0.37 0.60	V
Peak Reverse Current	I _{RM}	V _R = 30V			5	μ A
Total Capacitance	C _T	V _R = 0V, f = 1.0MHz		50		pF
Reverse Recovery Time	t _{rr}	I _F = I _R = 200mA, I _{rr} = 0.1 X I _R , R _L = 100 Ω		10		ns

SD103AX

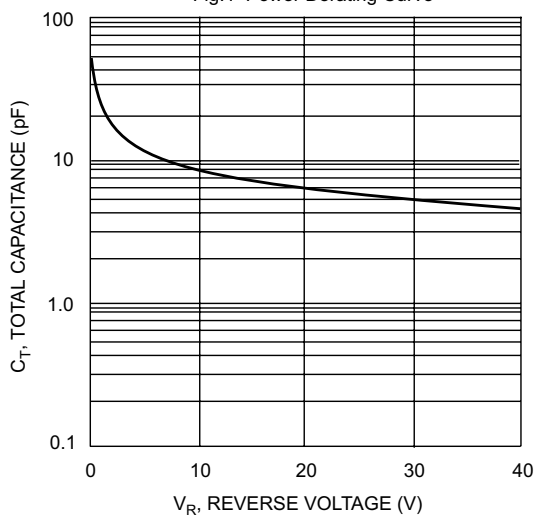
■ Typlacl Characteristics



T_A, AMBIENT TEMPERATURE (°C)
Fig.1 Power Derating Curve



V_F, FORWARD VOLTAGE (V)
Fig. 2 Typical Forward Characteristics



V_R, REVERSE VOLTAGE (V)
Fig. 3 Typ. Total Capacitance vs Reverse Voltage

■ Ordering Information

Deiece	Packaging	Shipping
SD103AX	SOD-523	3000/Tape&Reel

■ Marking Information

