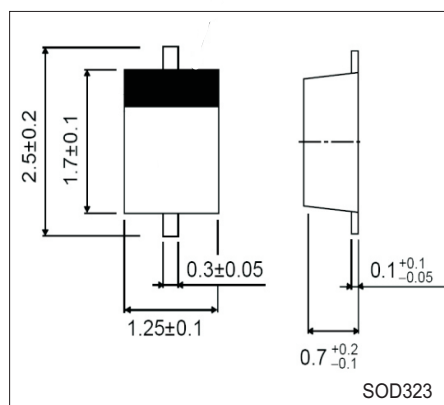


KB550V-30(RB550V-30)

Features

Low V_F , Low I_R

High reliability



Absolute Maximum Ratings $T_a = 25$

Parameter	Symbol	Rating	Unit
Peak reverse voltage	V_{RM}	30	V
DC reverse voltage	V_R	30	V
Mean rectifying current	I_O	1.0	A
Peak forward surge current	I_{FSM}	3	A
Junction temperature	T_j	150	
Storage temperature	T_{stg}	-40 to +150	

Electrical Characteristics $T_a = 25$

Parameter	Symbol	Test conditions	Min	Typ	Max	Unit
Forward voltage	V_F	$I_F=700mA$ $I_F=1.0A$		0.45 0.48	0.49 0.52	V
Reverse current	I_R	$V_R=10V$		1	30	μA

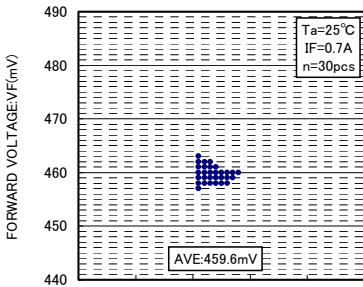
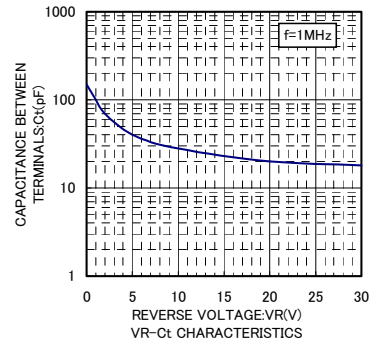
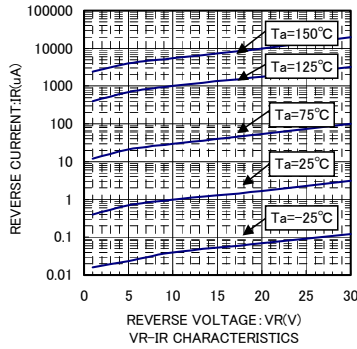
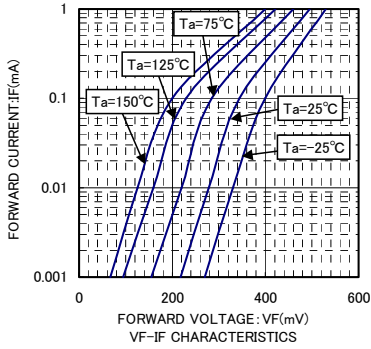
■ Marking

Marking	SJ
---------	----

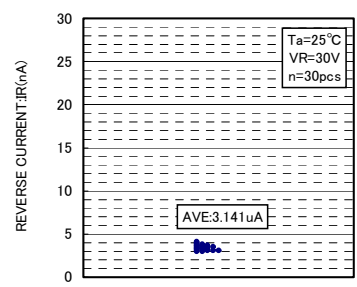


KB550V-30(RB550V-30)

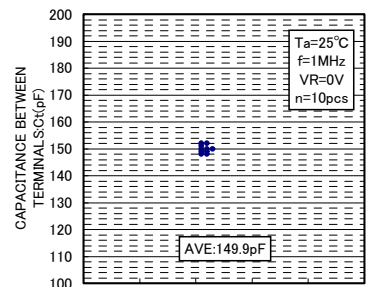
■ Typical Characteristics



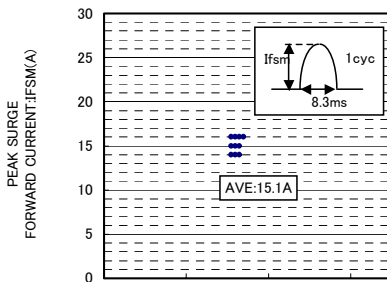
VF DISPERSION MAP



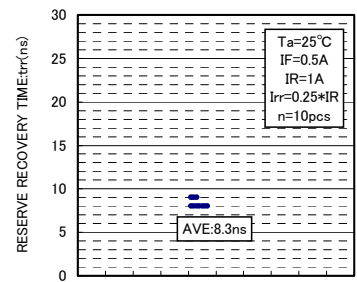
IR DISPERSION MAP



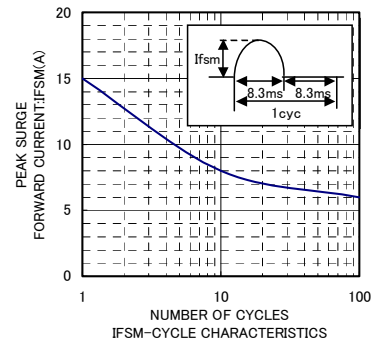
Ct DISPERSION MAP



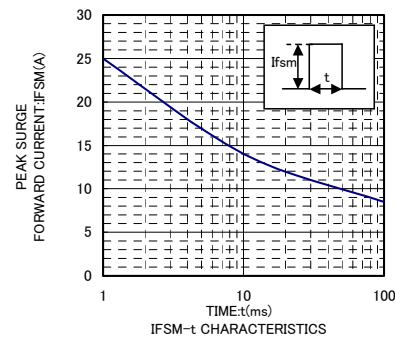
IFSM DISERSION MAP



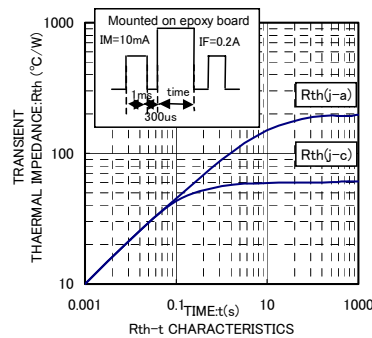
trr DISPERSION MAP



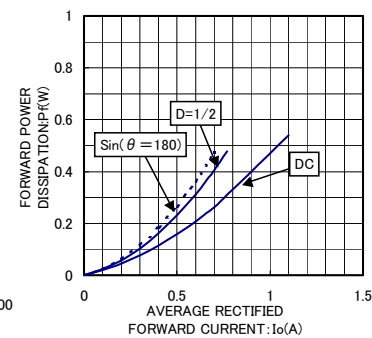
IFSM-CYCLE CHARACTERISTICS



IFSM-t CHARACTERISTICS



Rth-t CHARACTERISTICS



FORWARD POWER DISSIPATION