

Silicon PNP Power Transistors

2SB948 2SB948A

DESCRIPTION

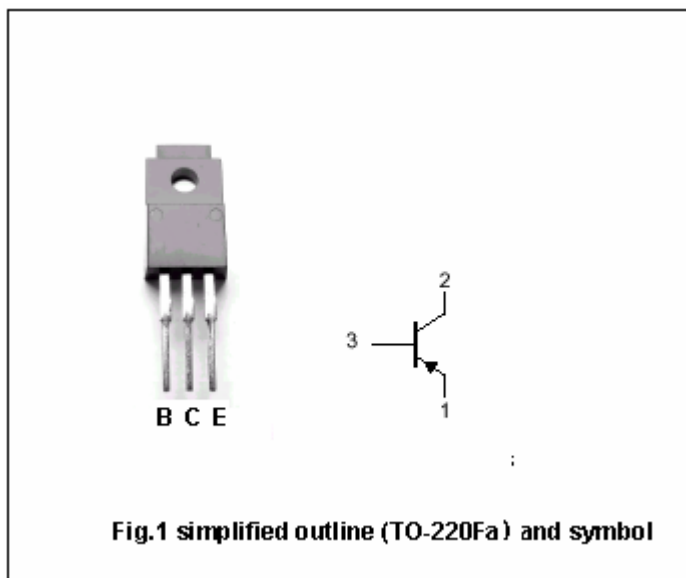
- With TO-220Fa package
- Complement to type 2SD1445/1445A
- High speed switching
- Low collector saturation voltage

APPLICATIONS

- For low-voltage switching applications

PINNING

PIN	DESCRIPTION
1	Emitter
2	Collector
3	Base



Absolute maximum ratings(Ta=25□)

SYMBOL	PARAMETER	CONDITIONS	VALUE	UNIT
V _{CBO}	Collector-base voltage	2SB948	-40	V
		2SB948A	-50	
V _{CEO}	Collector-emitter voltage	2SB948	-20	V
		2SB948A	-40	
V _{EBO}	Emitter-base voltage	Open collector	-5	V
I _C	Collector current		-10	A
I _{CM}	Collector current-peak		-20	A
P _C	Collector power dissipation	T _a =25□	2	W
		T _C =25□	40	
T _j	Junction temperature		150	□
T _{stg}	Storage temperature		-55~150	□

Silicon PNP Power Transistors

2SB948 2SB948A

CHARACTERISTICS

T_j=25°C unless otherwise specified

SYMBOL	PARAMETER	CONDITIONS	MIN	TYP.	MAX	UNIT	
V _{CEO}	Collector-emitter voltage	2SB948	I _C =-10mA ; I _B =0	-20			V
		2SB948A		-40			
V _{CEsat}	Collector-emitter saturation voltage	I _C =-10A ; I _B =-0.33A			-0.6	V	
V _{BEsat}	Base-emitter saturation voltage	I _C =-10A ; I _B =-0.33A			-1.5	V	
I _{CBO}	Collector cut-off current	V _{CB} =-40V ; I _E =0			-50	μA	
I _{EBO}	Emitter cut-off current	V _{EB} =-5V ; I _C =0			-50	μA	
h _{FE-1}	DC current gain	I _C =-0.1A ; V _{CE} =-2V	45				
h _{FE-2}	DC current gain	I _C =-3A ; V _{CE} =-2V	90		260		
f _T	Transition frequency	I _C =-0.5A ; V _{CE} =-10V, f=10MHz		100		MHz	
C _{OB}	Collector output capacitance	f=1MHz ; V _{CB} =-10V		400		pF	

Switching times

t _{on}	Trun-on time	I _C =-3A I _{B1} =-0.1A, I _{B2} =0.1A		0.1		μs
t _s	Storage time			0.5		μs
t _f	Fall time			0.1		μs

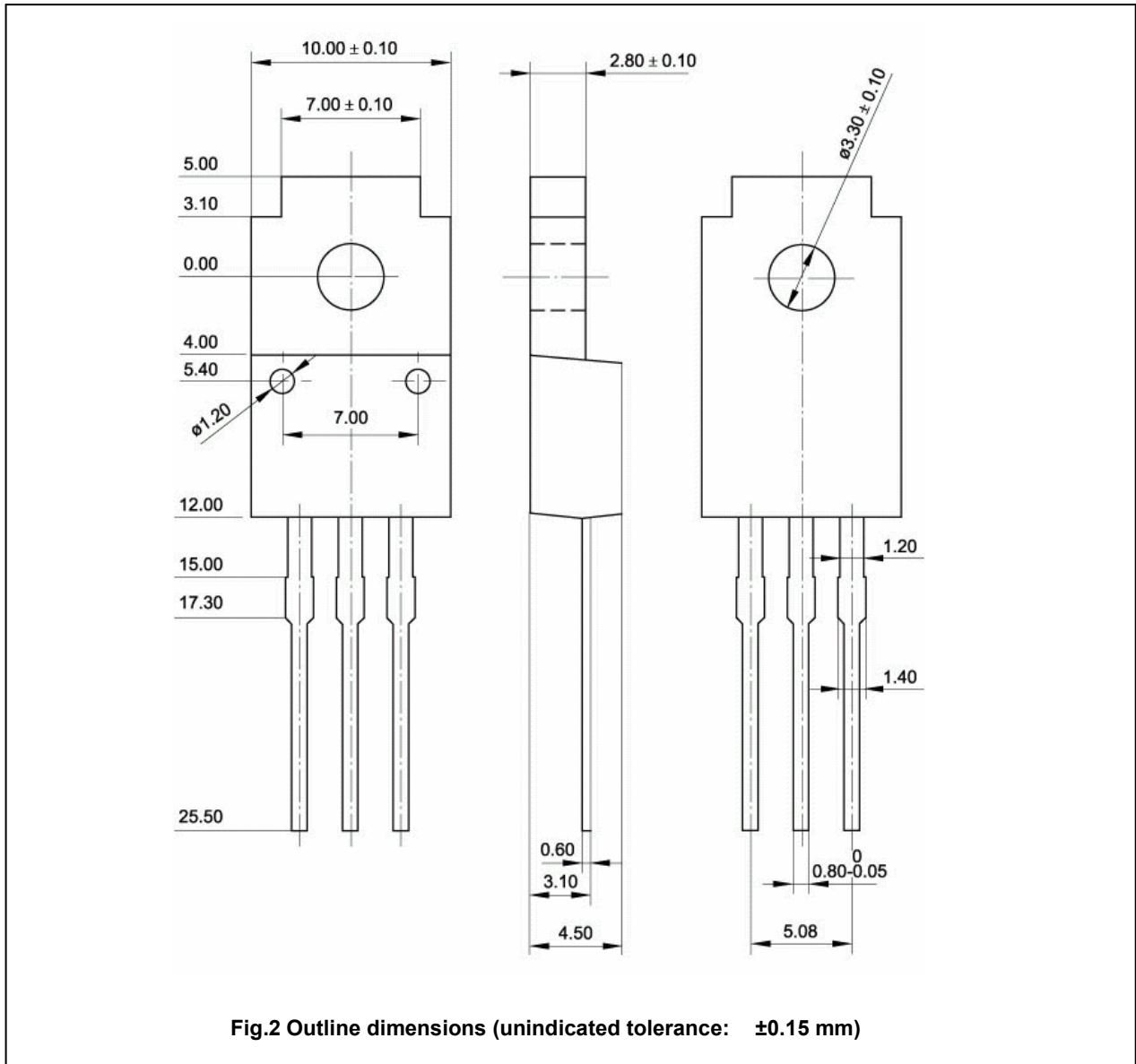
◆ h_{FE-2} Classifications

Q	P
90-180	130-260

Silicon PNP Power Transistors

2SB948 2SB948A

PACKAGE OUTLINE



Silicon PNP Power Transistors

2SB948 2SB948A

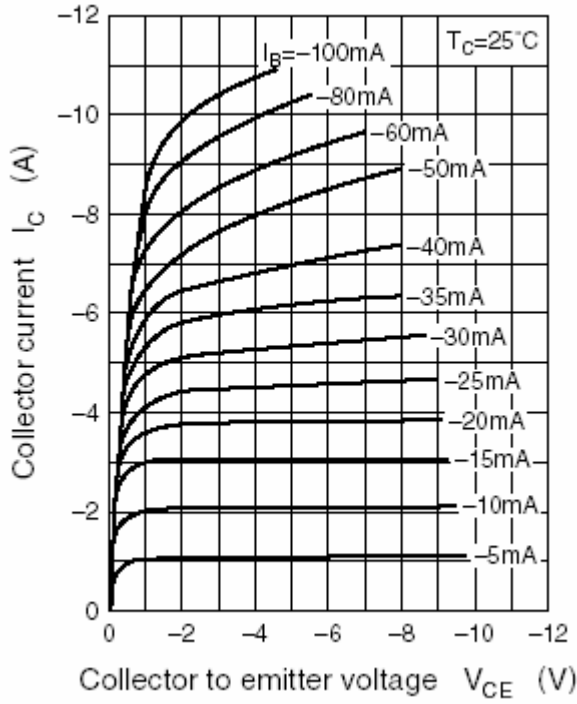


Fig.3 Static Characteristic

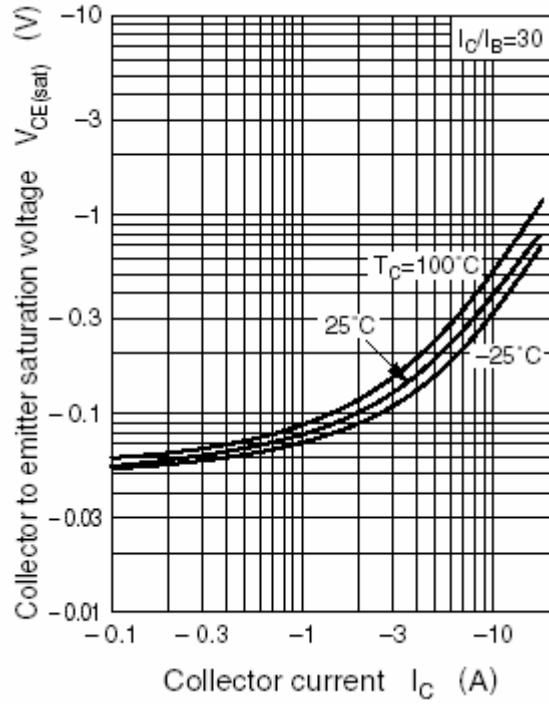


Fig.4 Collector-Emitter Saturation Voltage

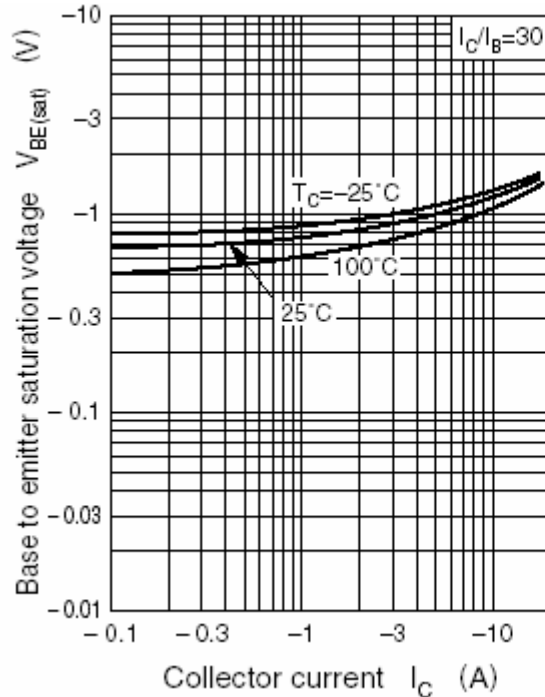


Fig.5 Base-Emitter Saturation Voltage

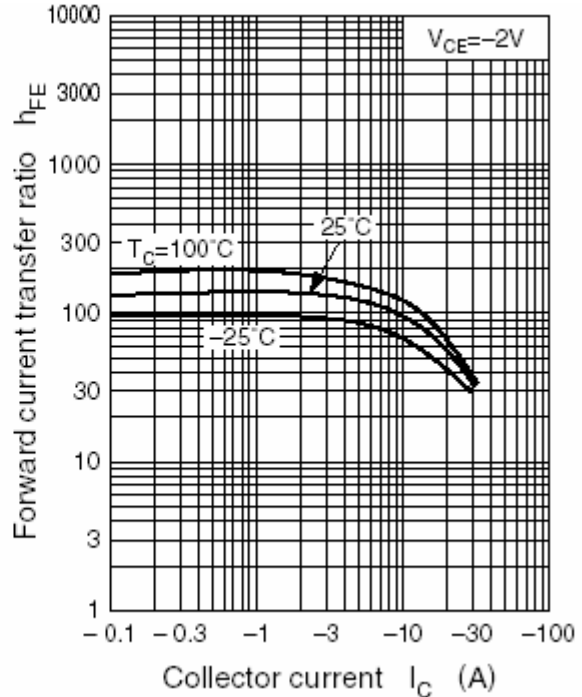


Fig.6 DC current Gain

Silicon PNP Power Transistors

2SB948 2SB948A

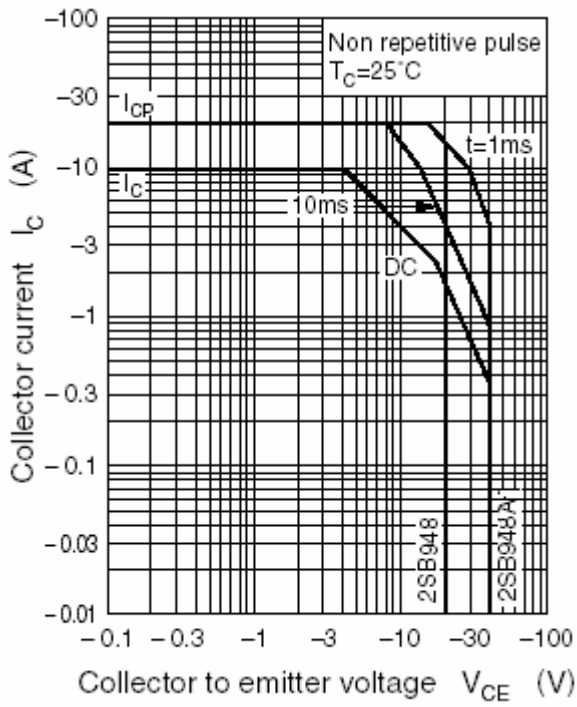


Fig.7 Safe Operating Area