

Dual N-channel MOSFET

ELM34810AA-N

■ General description

ELM34810AA-N uses advanced trench technology to provide excellent $R_{ds(on)}$, low gate charge and low gate resistance.

■ Features

- $V_{ds}=30V$
- $I_d=7A$
- $R_{ds(on)} < 21m\Omega$ ($V_{gs}=10V$)
- $R_{ds(on)} < 35m\Omega$ ($V_{gs}=4.5V$)

■ Maximum absolute ratings

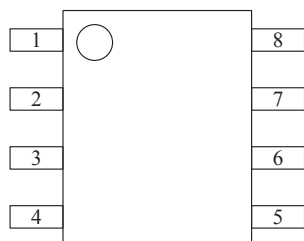
Parameter	Symbol	Limit	Unit	Note
Drain-source voltage	V_{ds}	30	V	
Gate-source voltage	V_{gs}	± 20	V	
Continuous drain current	I_d	$T_a=25^\circ C$	7	A
		$T_a=70^\circ C$	6	
Pulsed drain current	I_{dm}	40	A	3
Power dissipation	P_d	$T_a=25^\circ C$	2.0	W
		$T_a=70^\circ C$	1.3	
Junction and storage temperature range	T_j, T_{stg}	-55 to 150	$^\circ C$	

■ Thermal characteristics

Parameter		Symbol	Typ.	Max.	Unit	Note
Maximum junction-to-ambient	Steady-state	$R_{\theta ja}$		62.5	$^\circ C/W$	

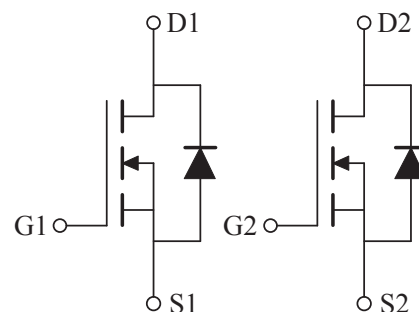
■ Pin configuration

SOP-8(TOP VIEW)



Pin No.	Pin name
1	SOURCE1
2	GATE1
3	SOURCE2
4	GATE2
5	DRAIN2
6	DRAIN2
7	DRAIN1
8	DRAIN1

■ Circuit



Dual N-channel MOSFET

ELM34810AA-N

■Electrical characteristics

Ta=25°C

Parameter	Symbol	Condition	Min.	Typ.	Max.	Unit	Note
STATIC PARAMETERS							
Drain-source breakdown voltage	BVdss	Id=250μA, Vgs=0V	30			V	
Zero gate voltage drain current	Idss	Vds=24V, Vgs=0V			1	μA	
		Vds=20V, Vgs=0V, Tj=55°C			10		
Gate-body leakage current	Igss	Vds=0V, Vgs=±20V			±100	nA	
Gate threshold voltage	Vgs(th)	Vds=Vgs, Id=250μA	1.0	1.5	3.0	V	
On state drain current	Id(on)	Vgs=10V, Vds=5V	25			A	1
Static drain-source on-resistance	Rds(on)	Vgs=10V, Id=7A		15	21	mΩ	1
		Vgs=4.5V, Id=6A		21	35	mΩ	
Forward transconductance	Gfs	Vds=15V, Id=5A		24		S	1
Diode forward voltage	Vsd	If=1A, Vgs=0V			1.2	V	1
Max.body-diode continuous current	Is				1.3	A	
Pulsed current	Ism				2.5	A	3
DYNAMIC PARAMETERS							
Input capacitance	Ciss	Vgs=0V, Vds=15V, f=1MHz		1650		pF	
Output capacitance	Coss			365		pF	
Reverse transfer capacitance	Crss			170		pF	
SWITCHING PARAMETERS							
Total gate charge	Qg	Vgs=5V, Vds=15V, Id=7A		18.0	25.0	nC	2
Gate-source charge	Qgs			5.5		nC	2
Gate-drain charge	Qgd			6.7		nC	2
Turn-on delay time	td(on)	Vgs=10V, Vds=15V, Id≈1A Rgen=6Ω		11	20	ns	2
Turn-on rise time	tr			9	18	ns	2
Turn-off delay time	td(off)			25	40	ns	2
Turn-off fall time	tf			11	20	ns	2
Body diode reverse recovery time	trr	If=5A, dl/dt=100A/μs		15.5		ns	
Body diode reverse recovery charge	Qrr			7.9		nC	

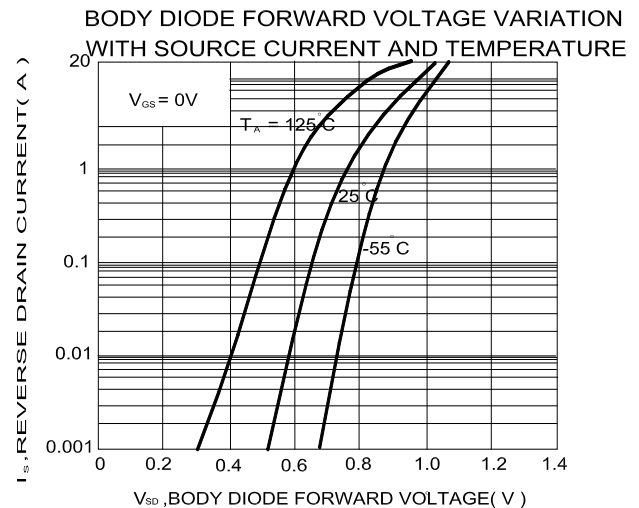
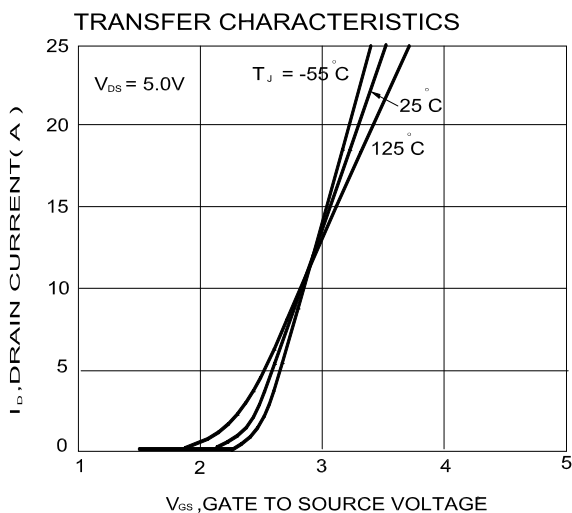
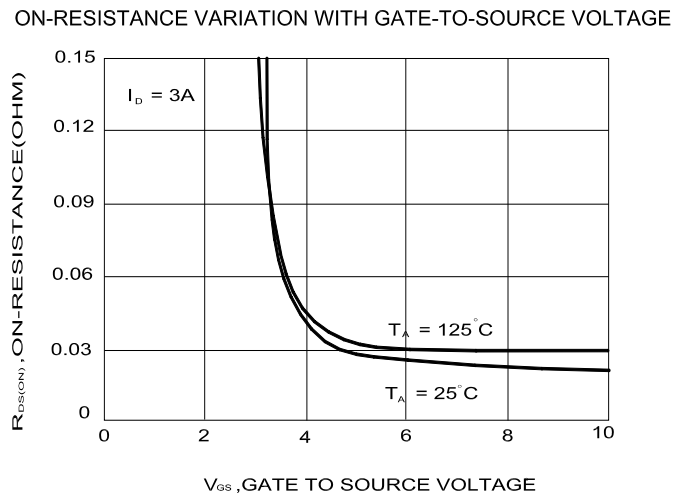
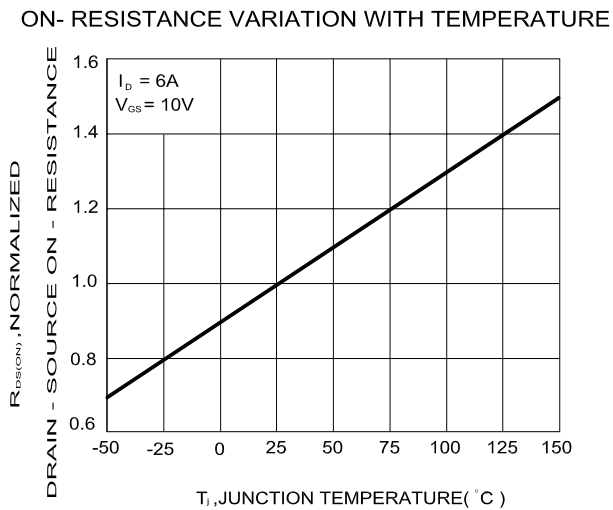
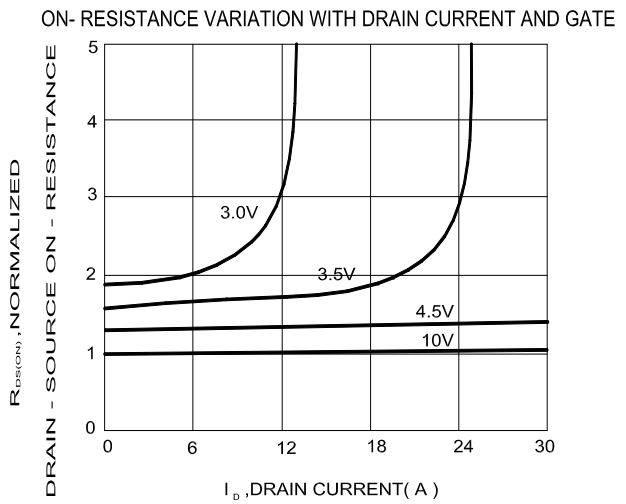
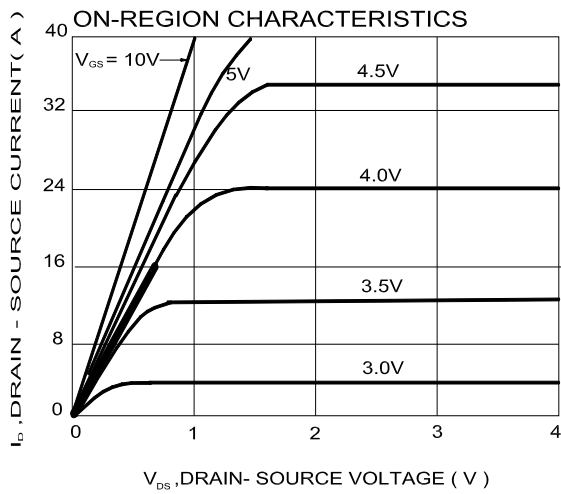
NOTE :

1. Pulsed width≤300μsec and Duty cycle≤2%.
2. Independent of operating temperature.
3. Pulsed width limited by maximum junction temperature.
4. Duty cycle ≤ 1%.

Dual N-channel MOSFET

ELM34810AA-N

Typical electrical and thermal characteristics



Dual N-channel MOSFET

ELM34810AA-N

