

Features

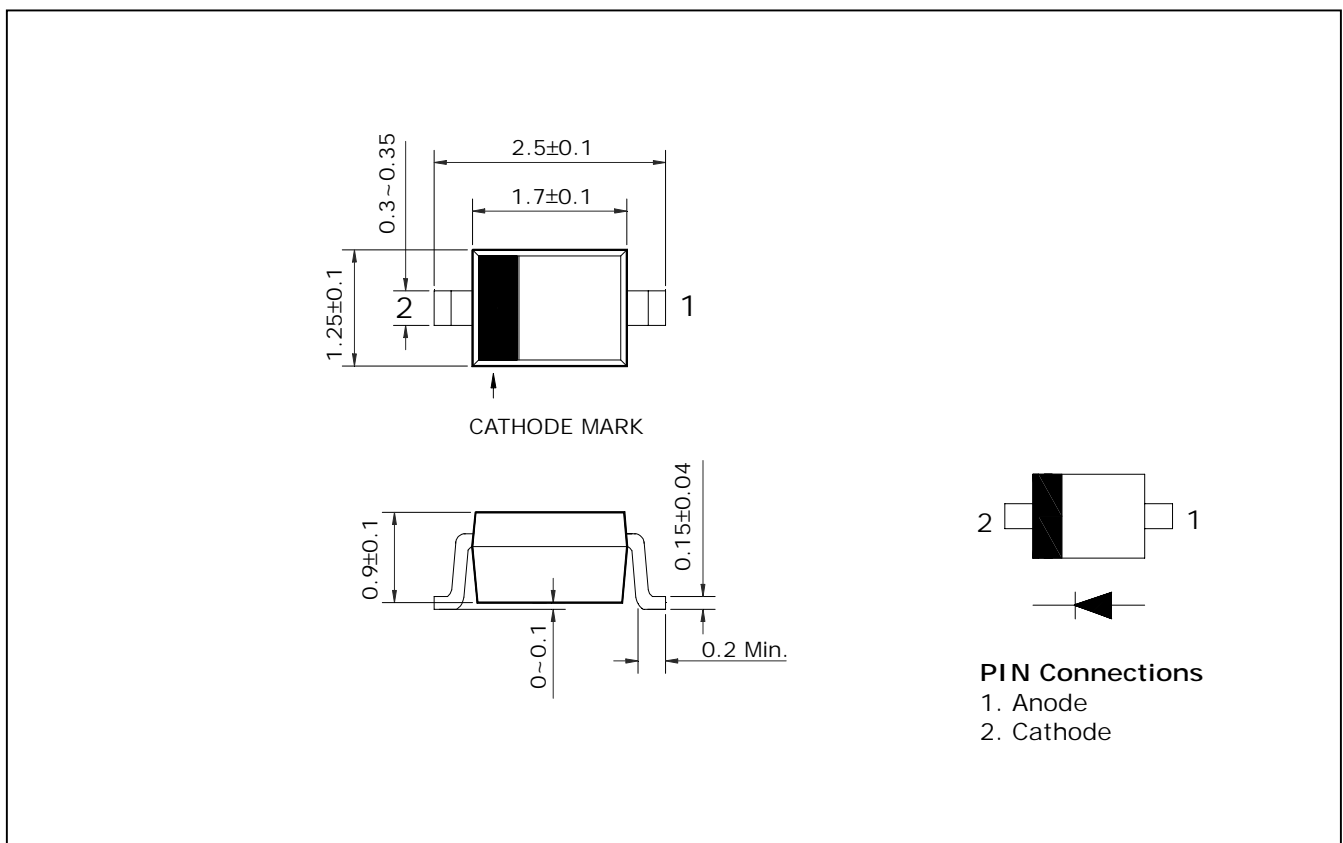
- VHF tuner band switch applications.
- Low Series Resistance : $r_s = 0.9$ (Max.)
- Small Total Capacitance : $C_T = 1.2\text{pF}$ (Max.)

Ordering Information

Type No.	Marking	Package Code
SDP410D	B2	SOD-323

Outline Dimensions

unit : mm



SDP410D

Absolute maximum ratings

Ta=25°C

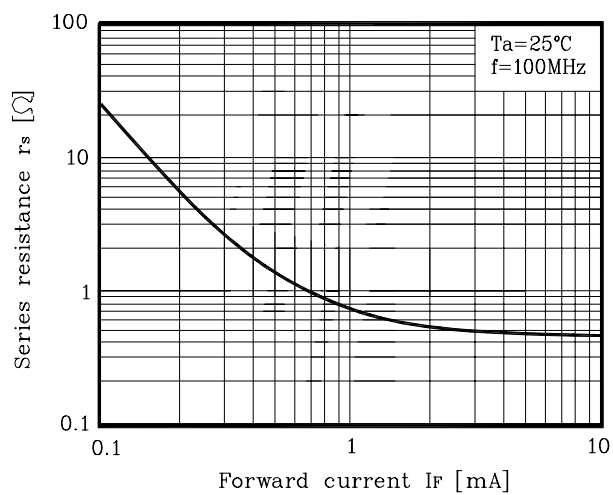
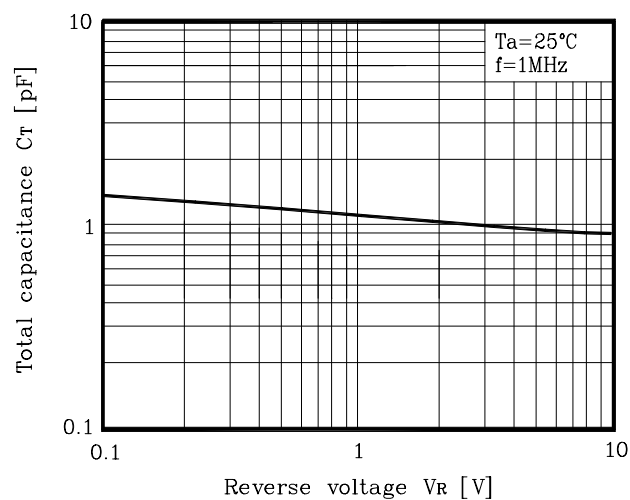
Characteristic	Symbol	Ratings	Unit
Continuous reverse voltage	V _R	30	V
Forward current	I _F	100	mA
Junction temperature	T _J	150	°C
Storage temperature	T _{stg}	-55 ~ 150	°C

Electrical Characteristics

Ta=25°C

Characteristic	Symbol	Test Condition	Min.	Typ.	Max.	Unit
Forward voltage	V _F	I _F =2mA	-	-	0.85	V
Reverse current	I _R	V _R =15V	-	-	0.1	μA
Reverse voltage	V _R	I _R =1μA	30	-	-	V
Total capacitance	C _T	V _R =6V, f=1MHz	-	0.7	1.2	pF
Series resistance	r _S	I _F =2mA, f=100MHz	-	0.5	0.9	Ω

Electrical Characteristic Curves

Fig. 1 r_s - I_F Fig. 2 C_T - V_R Fig. 3 I_F - V_F 