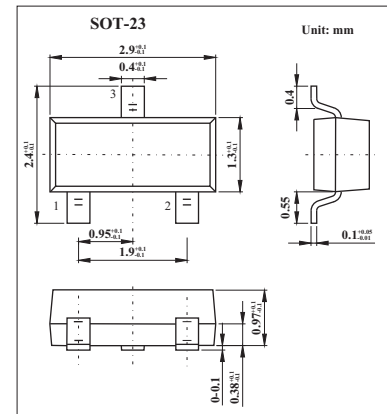
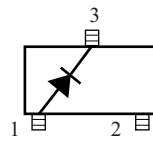


Surface Mount PIN Diodes

HSMP-3800

■ Features

- Low Current Switching
- Low Distortion Attenuating
- Ultra-Low Distortion Switching



■ Absolute Maximum Ratings $T_a = 25^\circ\text{C}$

Parameter	Symbol	Rating	Unit
Continuous reverse voltage	V_R	100	V
Forward current (1 ms Pulse)	I_F	1	A
Power Dissipation @ $T_A = 25^\circ\text{C}$	P_{tot}	250	mW
Junction Temperature	T_J	150	$^\circ\text{C}$
Storage Temperature Range	T_{stg}	-65 to +150	$^\circ\text{C}$

■ Electrical Characteristics $T_a = 25^\circ\text{C}$

Parameter	Symbol	Test conditons	Min	Typ	Max	Unit
Reverse voltage	V_R	$I_R = 10 \mu\text{A}$	100			V
Series Resistance	R_S	$I_F = 100\text{mA}, f = 100\text{MHz}$			2.0	Ω
Total Capacitance	C_T	$V_R = 50\text{V}, f = 1\text{MHz}$			0.4	pF

■ Marking

Marking	D0

HSMP-3800

■ Typical Characteristics

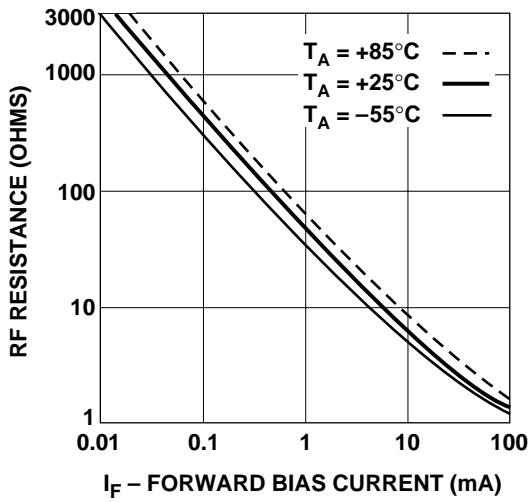


Figure 1. RF Resistance vs Forward Bias Current

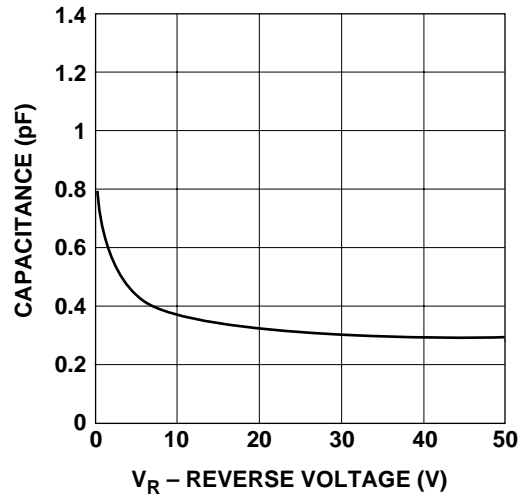


Figure 2. Capacitance vs Reverse Voltage.

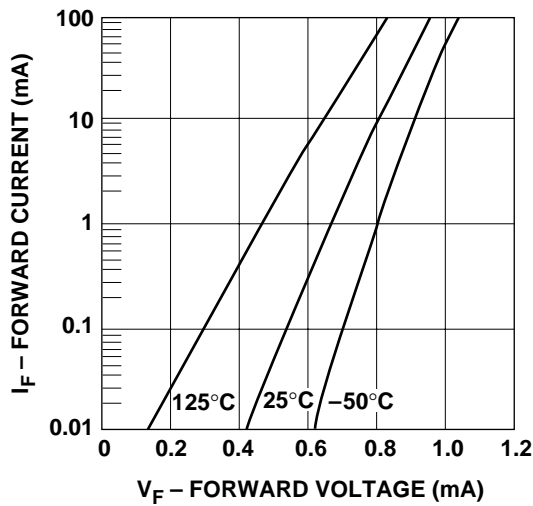


Figure 3. Forward Current vs Forward Voltage.