

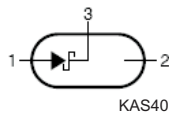
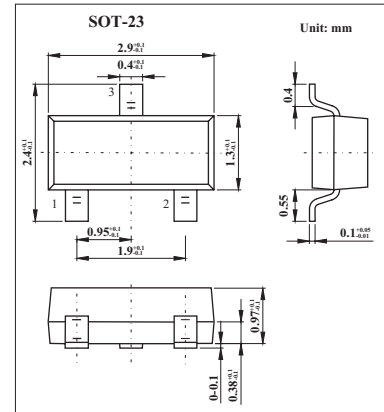
Surface Mount Schottky Barrier Diode

KAS40,-04,-05,-06

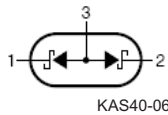
(BAS40,-04,-05,-06)

■ Features

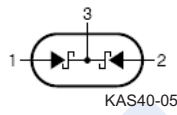
- Low Forward Voltage Drop
- Fast Switching
- PN Junction Guard Ring for Transient and ESD Protection



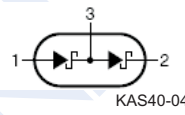
KAS40



KAS40-06



KAS40-05



KAS40-04

■ Absolute Maximum Ratings $T_a = 25^\circ\text{C}$

Parameter	Symbol	Rating	Unit
Peak Repetitive Reverse Voltage	V_{RRM}		
Working Peak Reverse Voltage	V_{RWM}	40	V
DC Blocking Voltage	V_R		
Forward Continuous Current	I_{FM}	200	mA
Power Dissipation	P_d	350	mW
Forward Surge Current @ $t < 1.0\text{s}$	I_{FSM}	600	mA
Thermal Resistance, Junction to Ambient Air	$R_{\theta JA}$	357	$^\circ\text{C}/\text{W}$
Operating Temperature Range	T_j	-55 to +125	$^\circ\text{C}$
Storage Temperature Range	T_{STG}	-65 to +150	$^\circ\text{C}$

■ Electrical Characteristics $T_a = 25^\circ\text{C}$

Parameter	Symbol	Testconditions	Min	Typ	Max	Unit
Reverse Breakdown Voltage	$V_{(BR)}$	$I_R = 10 \mu\text{A}$	40			V
Forward Voltage	V_F	$I_F = 1.0\text{mA}, t_p < 300 \mu\text{s}$ $I_F = 40\text{mA}, t_p < 300 \mu\text{s}$			380 1000	mV
Reverse Leakage	I_R	$V_R = 30\text{V}, t_p < 300 \mu\text{s}$		20	200	nA
Junction Capacitance	C_j	$V_R = 0\text{V}, f = 1.0\text{MHz}$		4.0	5.0	pF
Reverse Recover Time	T_{rr}	$I_F = I_R = 10\text{mA}$ to $I_R = 1.0\text{mA}, R_L = 100 \Omega$			5.0	ns

■ Marking

NO.	KAS40	KAS40-04	KAS40-05	KAS40-06
Marking	K43	K44	K45	K46