


Features

- Total power dissipation: max, 3.0W
- For use in stabilizing and clipping circuits with high power ratio
- Low leakage current
- Moisture sensitivity: level 1, per J-STD-020
- Solder dip 260 °C, 10 s
- Low profile, typical thickness 1.0mm



eSGB

Maximum Ratings and Thermal Characteristics

(TA = 25 °C unless otherwise noted)

PARAMETER	SYMBOL	Value	UNIT
Zener current		See Next Table	
Power dissipation at Tamb=50	Ptot	3.0	W
Maximum instantaneous forward voltage at 200mA	V _F	1.2	V
Thermal resistance junction to ambient air	Rthja	85	/W
Operating junction and storage temperature range	TJ, TSTG	-65 to +175	

Electrical Characteristics

(TA = 25 °C unless otherwise noted)

Part Number	Zener voltage		Test current	Dynamic impedance	Knee current	Knee impedance	Reverse current	Reverse voltage	Max.DC current
	VZ /V		I _{ZT}	Z _{ZT}	I _{ZK}	Z _{ZK}	I _R (Max.)	V _R	I _{ZM}
	Vz(MIN)	Vz(MAX)	m A	Ω	m A	Ω	μA _{dc}	V	m A
L3N5913B	3.135	3.465	113.6	10	1	500	100	1	454
L3N5914B	3.42	3.78	104.2	9	1	500	75	1	416
L3N5915B	3.705	4.095	96.1	7.5	1	500	25	1	384
L3N5916B	4.085	4.515	87.2	6	1	500	5	1	348
L3N5917B	4.465	4.935	79.8	5	1	500	5	1.5	319
L3N5918B	4.845	5.355	73.5	4	1	350	5	2	294
L3N5919B	5.32	5.88	66.9	2	1	250	5	3	267
L3N5920B	5.89	6.51	60.5	2	1	200	5	4	241
L3N5921B	6.46	7.14	55.1	2.5	1	200	5	5.2	220
L3N5922B	7.125	7.875	50	3	0.5	400	5	6	200
L3N5923B	7.79	8.61	45.7	3.5	0.5	400	5	6.5	182



L3N5913 thru L3N5956

Surface Mount Zener Diodes

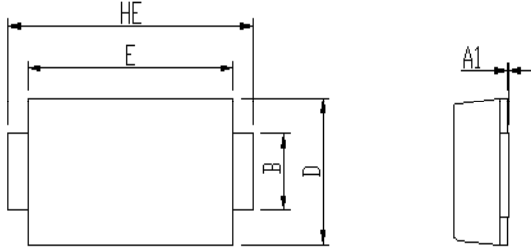
Vz Range:3.3 to 200V Power Dissipation:3W

Electrical Characteristics

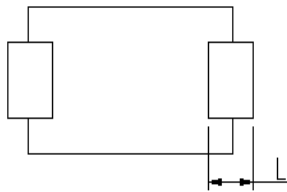

(TA = 25 °C unless otherwise noted)

Part Number	Zener voltage		Test current	Dynamic impedance	Knee current	Knee impedance	Reverse current	Reverse voltage	Max.DC current
	VZ /V		IZT	ZZT	IZK	ZZK	IR(Max.)	VR	IZM
	Vz(MIN)	Vz(MAX)	m A	Ω	m A	Ω	μA _{dc}	V	m A
L3N5924B	8.645	9.555	41.2	4	0.5	500	5	7	164
L3N5925B	9.5	10.5	37.5	4.5	0.25	500	5	8	150
L3N5926B	10.45	11.55	34.1	5.5	0.25	550	1	8.4	136
L3N5927B	11.4	12.6	31.2	6.5	0.25	550	1	9.1	125
L3N5928B	12.35	13.65	28.8	7	0.25	550	1	9.9	115
L3N5929B	14.25	15.75	25	9	0.25	600	1	11.4	100
L3N5930B	15.2	16.8	23.4	10	0.25	600	1	12.2	93
L3N5931B	17.1	18.9	20.8	12	0.25	650	1	13.7	83
L3N5932B	19	21	18.7	14	0.25	650	1	15.2	75
L3N5933B	20.9	23.1	17	17.5	0.25	650	1	16.7	68
L3N5934B	22.8	25.2	15.6	19	0.25	700	1	18.2	62
L3N5935B	25.65	28.35	13.9	23	0.25	700	1	20.6	55
L3N5936B	28.5	31.5	12.5	28	0.25	750	1	22.8	50
L3N5937B	31.35	34.65	11.4	33	0.25	800	1	25.1	45
L3N5938B	34.2	37.8	10.4	38	0.25	850	1	27.4	41
L3N5939B	37.05	40.95	9.6	45	0.25	900	1	29.7	38
L3N5940B	40.85	45.15	8.7	53	0.25	950	1	32.7	34
L3N5941B	44.65	49.35	8	67	0.25	1000	1	35.8	31
L3N5942B	48.45	53.55	7.3	70	0.25	1100	1	38.8	29
L3N5943B	53.2	58.8	6.7	86	0.25	1300	1	42.6	26
L3N5944B	58.9	65.1	6	100	0.25	1500	1	47.1	24
L3N5945B	64.6	71.4	5.5	120	0.25	1700	1	51.7	22
L3N5946B	71.25	78.8	5	140	0.25	2000	1	56	20
L3N5947B	77.9	86.1	4.6	160	0.25	2500	1	62.2	18
L3N5948B	86.45	95.6	4.1	200	0.25	3000	1	69.2	16
L3N5949B	95	105	3.7	250	0.25	3100	1	76	15
L3N5950B	104.5	115.5	3.4	300	0.25	4000	1	83.6	13
L3N5951B	114	126	3.1	380	0.25	4500	1	91.2	12
L3N5952B	123.5	136.5	2.9	450	0.25	5000	1	98.8	11
L3N5953B	142.5	157.5	2.5	600	0.25	6000	1	114	10
L3N5954B	152	168	2.3	700	0.25	6500	1	121.6	9
L3N5955B	171	189	2.1	900	0.25	7000	1	136.8	8
L3N5956B	190	210	1.9	1200	0.25	8000	1	152	7

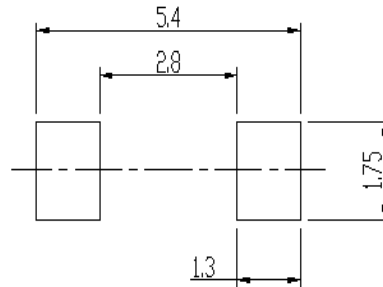
PACKAGE OUTLINE DIMENSIONS (in millimeters)



DIM	Unit: mm		Unit: inch	
	MIN	MAX	MIN	MAX
A	0.9	1.08	0.035	0.043
A1	0	0.1	0.000	0.004
B	1.25	1.45	0.049	0.057
C	0.1	0.25	0.004	0.010
D	2.6	2.8	0.102	0.110
E	4.1	4.3	0.161	0.169
L	0.7	1.1	0.028	0.043
HE	4.8	5.2	0.189	0.205



Soldering footprint



PACKING INFORMATION

Packing quantities:

3000 pcs/Reel , 12mm Tape, 13" Reel

Tape & Reel Specification

