


## Features

- Glass passivated High Efficiency rectifiers
- Ideal for automated placement
- Low forward voltage drop
- Low leakage current
- Moisture sensitivity: level 1, per J-STD-020
- AEC-Q101 qualified
- Low profile



eSGB  
(SMAF)

## TYPICAL APPLICATIONS

For use of general purpose rectification in lighting, cellular phone, portable device, power supplies and other consumer applications.

MAXIMUM RATINGS (TA = 25 °C unless otherwise noted)					
PARAMETER	SYMBOL	LH5	LH6	LH7	UNIT
Maximum repetitive peak reverse voltage	V <sub>RRM</sub>	600	800	1000	V
Maximum RMS voltage	V <sub>RMS</sub>	420	560	700	V
Maximum DC blocking voltage	V <sub>DC</sub>	600	800	1000	V
Maximum average forward rectified current	I <sub>F(AV)</sub>	1.0			A
Peak forward surge current 8.3 ms single half sine-wave superimposed on rated load	I <sub>FSM</sub>	30			A
Operating junction and storage temperature range	T <sub>J</sub> , T <sub>STG</sub>	- 55 to + 150			°C

ELECTRICAL CHARACTERISTICS (TA = 25 °C unless otherwise noted)						
PARAMETER	TEST CONDITIONS	SYMBOL	LH5	LH6	LH7	UNIT
Maximum instantaneous forward voltage	1 A	V <sub>F</sub>	1.7			Volts
Maximum DC reverse current at rated DC blocking voltage	TA=25	I <sub>R</sub>	5			μA
	TA=125		50			
Typical reverse recovery time	I <sub>F</sub> =0.5A, I <sub>R</sub> =1.0A, I <sub>rr</sub> =0.25A	t <sub>rr</sub>	75			nS
Typical junction capacitance	4.0 V, 1 MHz	C <sub>J</sub>	15			pF



## RATINGS AND CHARACTERISTICS CURVES

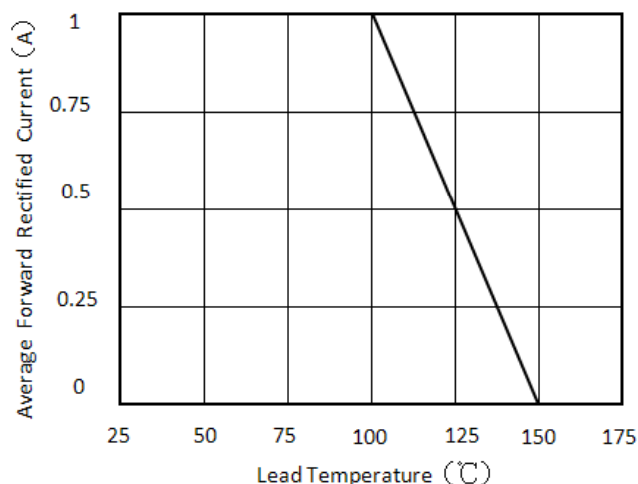


Figure 1. Forward Current Derating Curve

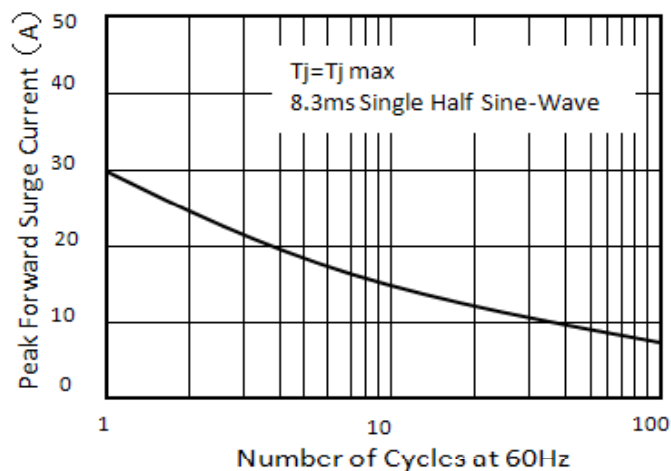


Figure 2. Maximum Non-Repetitive Peak Forward Surge Current

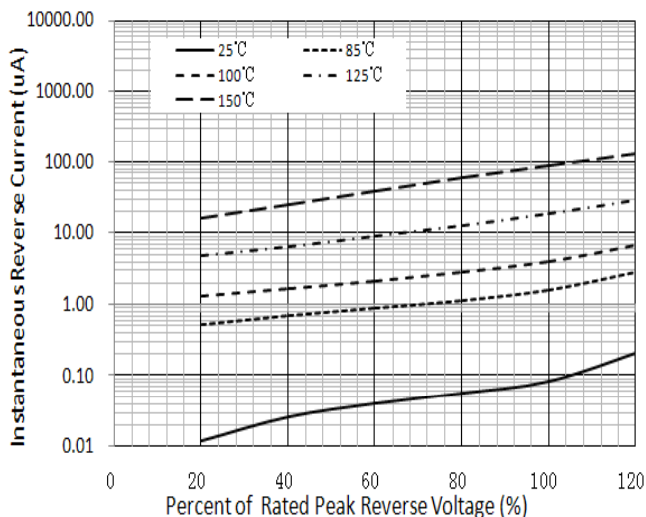


Figure 3. Typical Reverse Characteristics

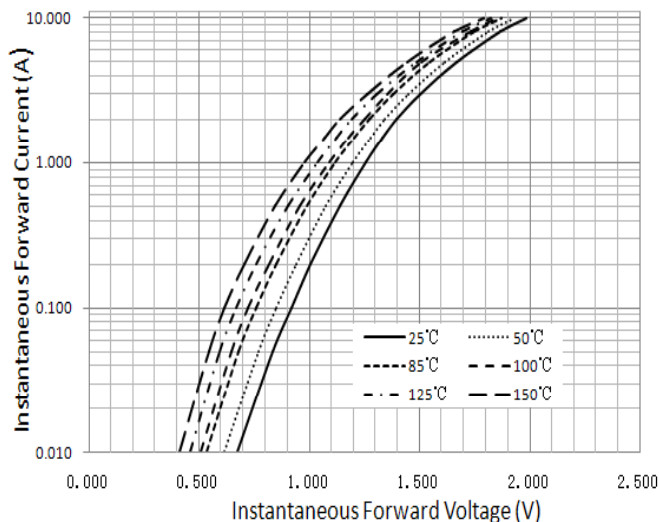
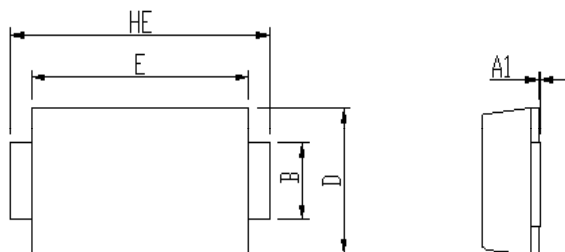
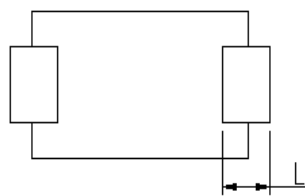



Figure 4. Typical Instantaneous Forward Characteristics

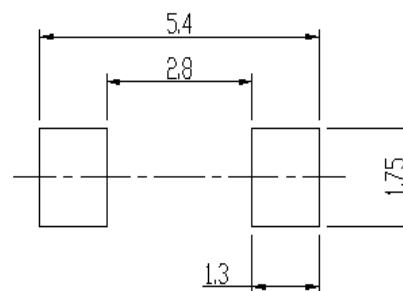
## PACKAGE OUTLINE DIMENSIONS



DIM	Unit: mm		Unit: inch	
	MIN	MAX	MIN	MAX
A	0.92	1.08	0.036	0.043
A1	0	0.1	0.000	0.004
B	1.25	1.45	0.049	0.057
C	0.1	0.25	0.004	0.010
D	2.6	2.8	0.102	0.110
E	4.1	4.3	0.161	0.169
L	0.7	1.1	0.028	0.043
HE	4.8	5.2	0.189	0.205



Soldering footprint



## PACKING INFORMATION

### Packing quantities:

3000 pcs/Reel , 12mm Tape, 13" Reel

### Tape & Reel Specification

