


Features

- Glass passivated High Efficiency rectifiers
- Ideal for automated placement
- Low forward voltage drop
- Low leakage current
- Moisture sensitivity: level 1, per J-STD-020
- AEC-Q101 qualified
- Low profile



eSGB
(SMAF)

TYPICAL APPLICATIONS

For use of general purpose rectification in lighting, cellular phone, portable device, power supplies and other consumer applications.

MAXIMUM RATINGS (TA = 25 °C unless otherwise noted)					
PARAMETER	SYMBOL	L2H5	L2H6	L2H7	UNIT
Maximum repetitive peak reverse voltage	VRRM	600	800	1000	V
Maximum RMS voltage	VRMS	420	560	700	V
Maximum DC blocking voltage	VDC	600	800	1000	V
Maximum average forward rectified current	IF(AV)	2.0			A
Peak forward surge current 8.3 ms single half sine-wave superimposed on rated load	IFSM	50			A
Operating junction and storage temperature range	TJ, TSTG	- 55 to + 150			°C

ELECTRICAL CHARACTERISTICS (TA = 25 °C unless otherwise noted)						
PARAMETER	TEST CONDITIONS	SYMBOL	L2H5	L2H6	L2H7	UNIT
Maximum instantaneous forward voltage	2 A	VF	1.7			Volts
Maximum DC reverse current at rated DC blocking voltage	TA=25	IR	5			µA
	TA=125		50			
Maximum reverse recovery time	IF=0.5A, IR=1.0A, Irr=0.25A	t _{rr}	75			nS
Typical junction capacitance	4.0 V, 1 MHz	CJ	15			pF



RATINGS AND CHARACTERISTICS CURVES

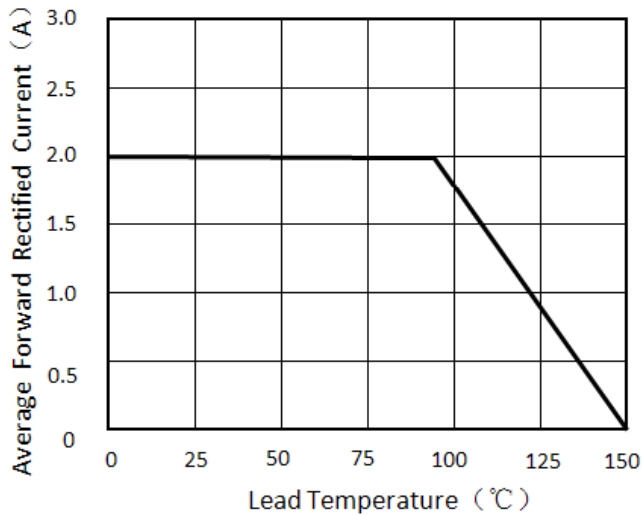


Figure 1. Forward Current Derating Curve

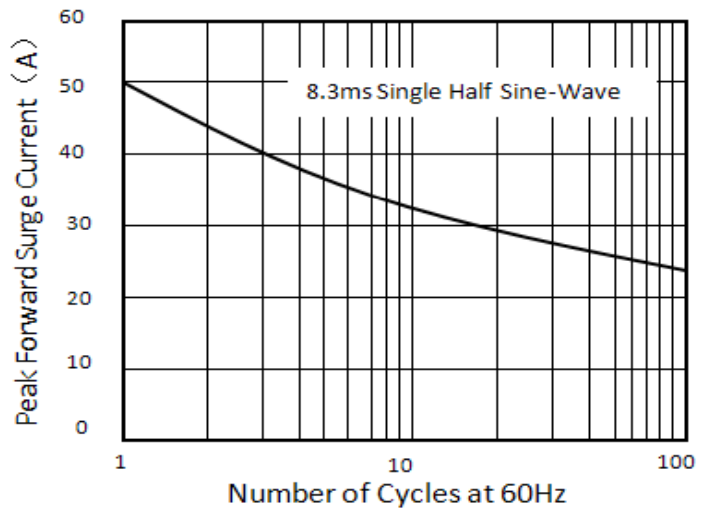


Figure 2. Maximum Non-Repetitive Peak Forward Surge Current

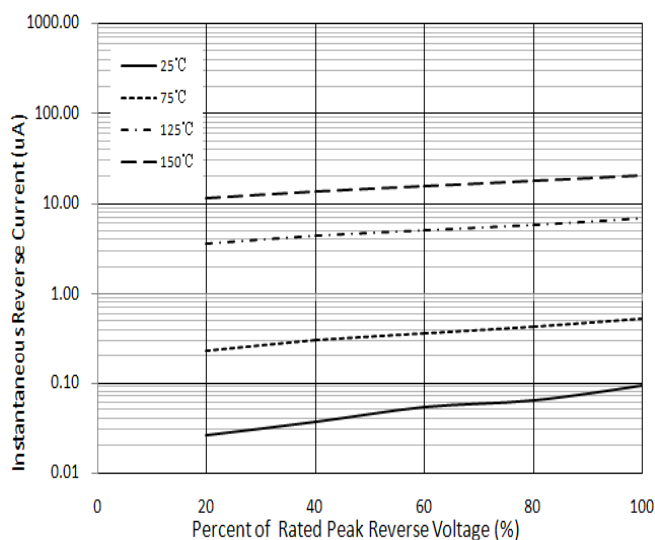


Figure 3. Typical Reverse Characteristics

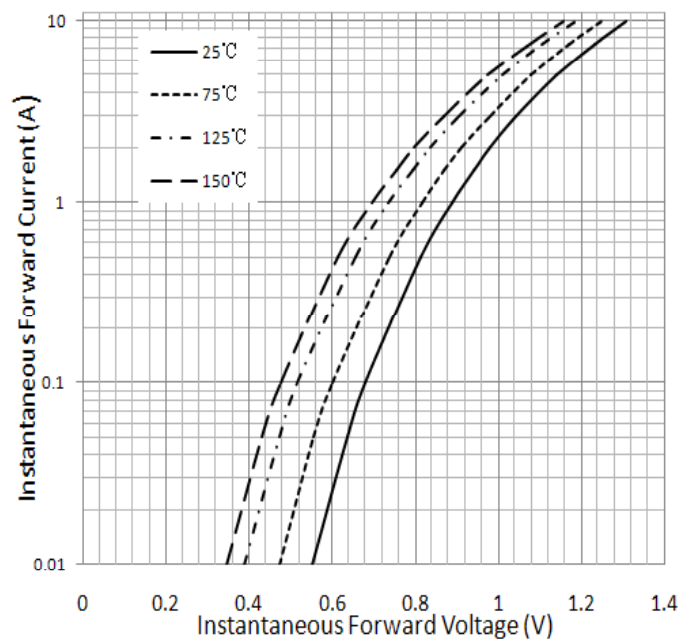
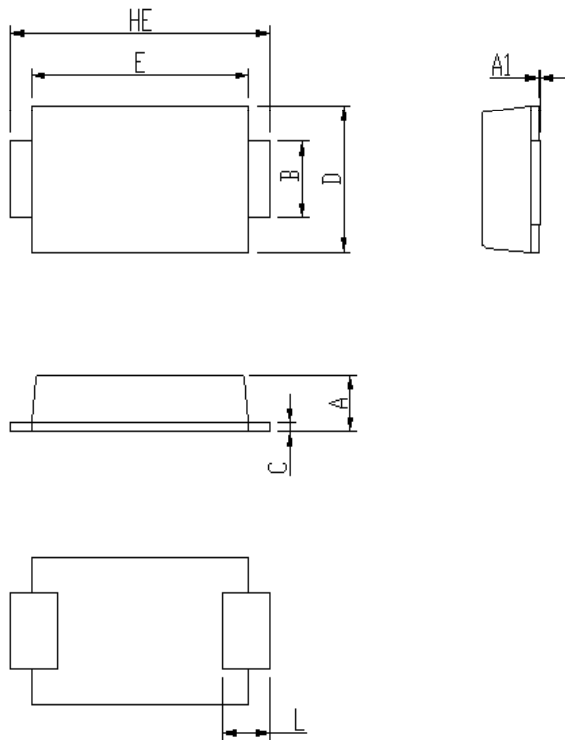


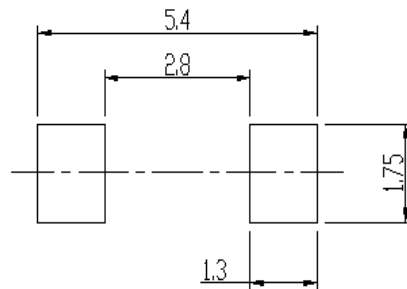
Figure 4. Typical Instantaneous Forward Characteristics

PACKAGE OUTLINE DIMENSIONS



DIM	Unit: mm		Unit: inch	
	MIN	MAX	MIN	MAX
A	0.92	1.08	0.036	0.043
A1	0	0.1	0.000	0.004
B	1.25	1.45	0.049	0.057
C	0.1	0.25	0.004	0.010
D	2.6	2.8	0.102	0.110
E	4.1	4.3	0.161	0.169
L	0.7	1.1	0.028	0.043
HE	4.8	5.2	0.189	0.205

Soldering footprint



PACKING INFORMATION

Packing quantities:

3000 pcs/Reel , 12mm Tape, 13" Reel

Tape & Reel Specification

