

# RQA0004LXAQS

R07DS0496EJ0400

Rev.4.00

## Silicon N-Channel MOS FET

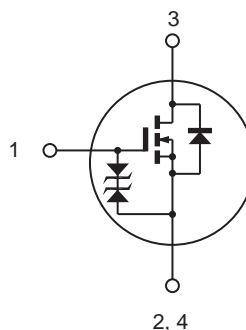
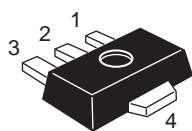
May 09, 2012

### Features

- High Output Power, High Gain, High Efficiency  
Pout = +29.7 dBm, Linear Gain = 21 dB, PAE = 68% (f = 520 MHz)
- Compact package capable of surface mounting

### Outline

RENESAS Package code: PLZZ0004CA-A  
(Package Name : UPAK)



1. Gate
2. Source
3. Drain
4. Source

Note: Marking is "LX".

### Absolute Maximum Ratings

(Ta = 25°C)

Item	Symbol	Ratings	Unit
Drain to source voltage	V <sub>bss</sub>	16	V
Gate to source voltage	V <sub>gss</sub>	±5	V
Drain current	I <sub>D</sub>	0.3	A
Channel dissipation	P <sub>ch</sub> <sup>note</sup>	3	W
Channel temperature	T <sub>ch</sub>	150	°C
Storage temperature	T <sub>stg</sub>	-50 to +150	°C

Note: Value at T<sub>c</sub> = 25°C

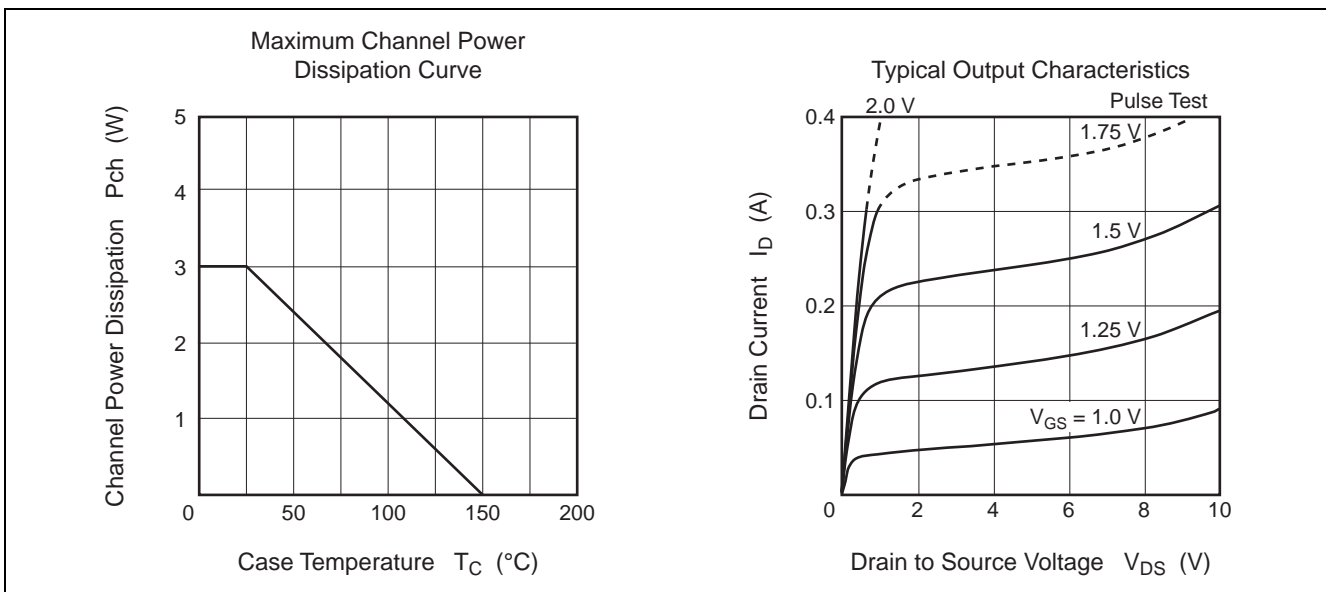
This device is sensitive to electro static discharge. An adequate careful handling procedure is requested.

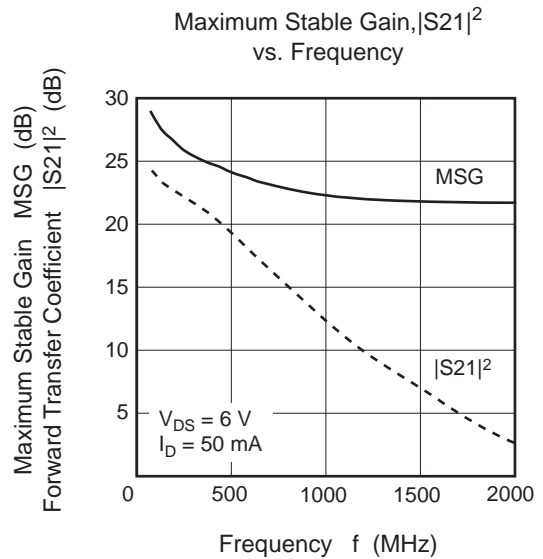
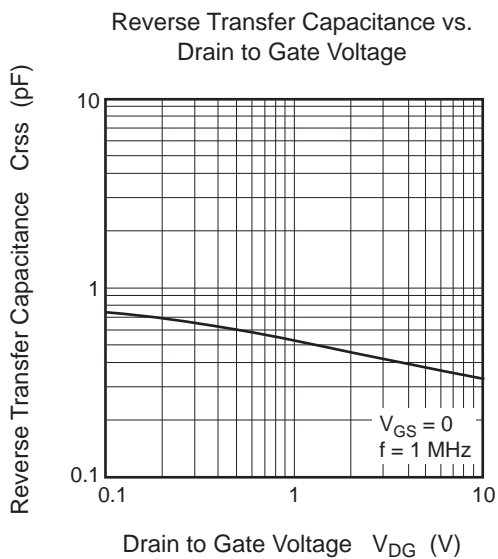
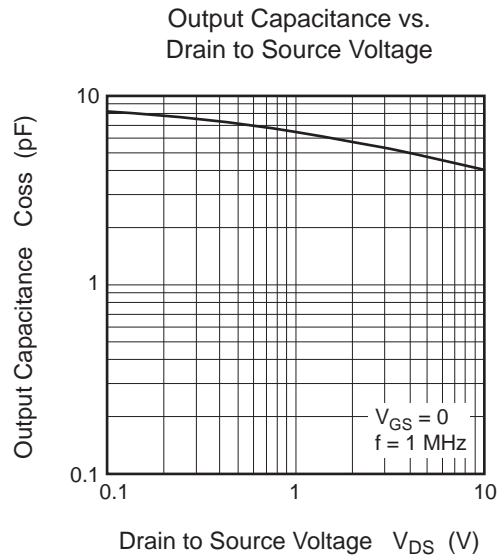
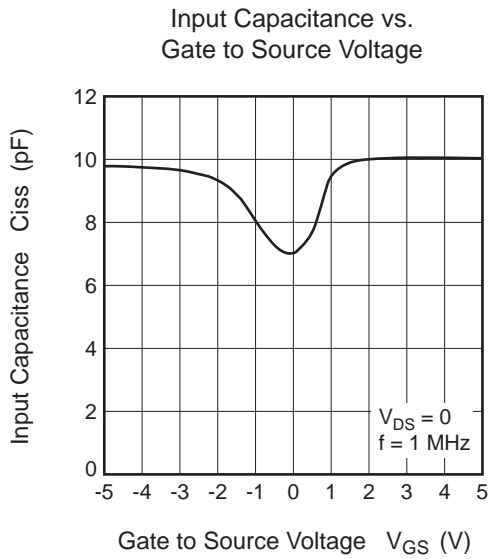
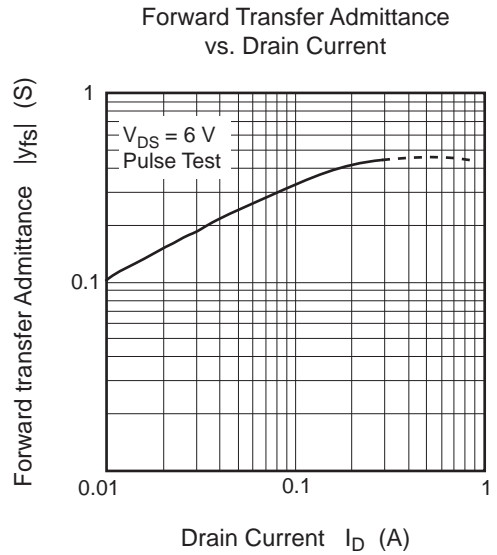
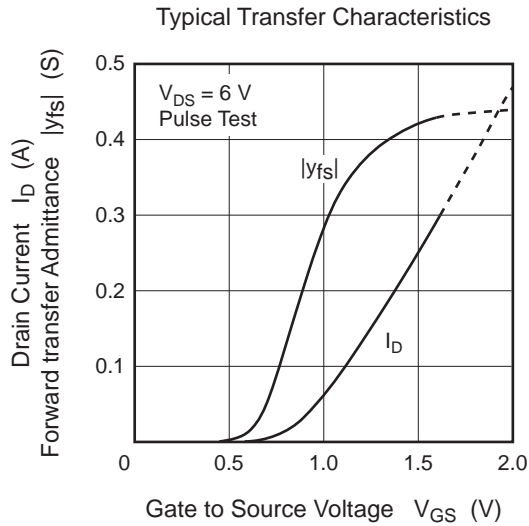
## Electrical Characteristics

(Ta = 25°C)

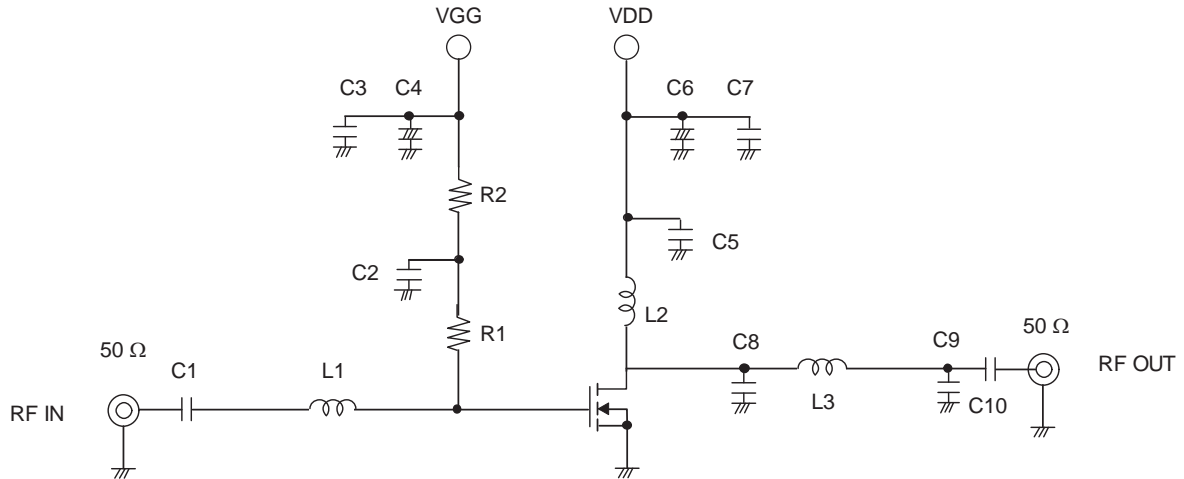
Item	Symbol	Min.	Typ	Max.	Unit	Test Conditions
Zero gate voltage drain current	$I_{DSS}$	—	—	2	$\mu\text{A}$	$V_{DS} = 16\text{ V}, V_{GS} = 0$
Gate to source leak current	$I_{GSS}$	—	—	$\pm 2$	$\mu\text{A}$	$V_{GS} = \pm 5\text{ V}, V_{DS} = 0$
Gate to source cutoff voltage	$V_{GS(off)}$	0.3	0.6	0.9	V	$V_{DS} = 6\text{ V}, I_D = 1\text{ mA}$
Forward Transfer Admittance	$ y_{fs} $	—	0.43	—	S	$V_{DS} = 6\text{ V}, I_D = 0.3\text{ A}$
Input capacitance	$C_{iss}$	—	10	—	pF	$V_{GS} = 5\text{ V}, V_{DS} = 0, f = 1\text{ MHz}$
Output capacitance	$C_{oss}$	—	5	—	pF	$V_{DS} = 6\text{ V}, V_{GS} = 0, f = 1\text{ MHz}$
Reverse transfer capacitance	$C_{rss}$	—	0.4	—	pF	$V_{DG} = 6\text{ V}, V_{GS} = 0, f = 1\text{ MHz}$
Output Power	Pout	—	25.1	—	dBm	$V_{DS} = 3.7\text{ V}, I_{DQ} = 50\text{ mA}$ $f = 174\text{ MHz}$ Pin = +13 dBm (20 mW)
		—	0.33	—	W	
Power Added Efficiency	PAE	—	65	—	%	
Output Power	Pout	—	26.6	—	dBm	$V_{DS} = 3.7\text{ V}, I_{DQ} = 50\text{ mA}$ $f = 520\text{ MHz}$ Pin = +13 dBm (20 mW)
		—	0.46	—	W	
Power Added Efficiency	PAE	—	71	—	%	
Output Power	Pout	—	29.7	—	dBm	$V_{DS} = 6\text{ V}, I_{DQ} = 50\text{ mA}$ $f = 520\text{ MHz}$ Pin = +13 dBm (20 mW)
		—	0.93	—	W	
Power Added Efficiency	PAE	—	68	—	%	

## Main Characteristics

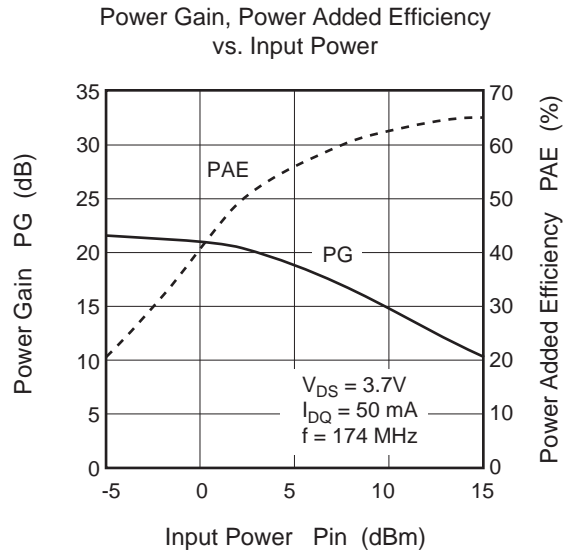
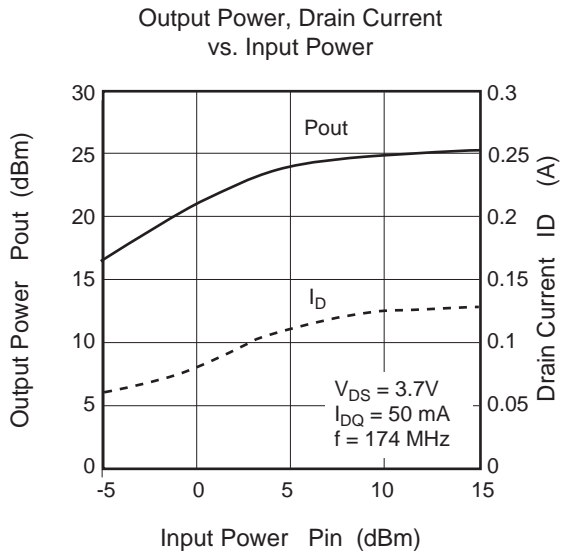


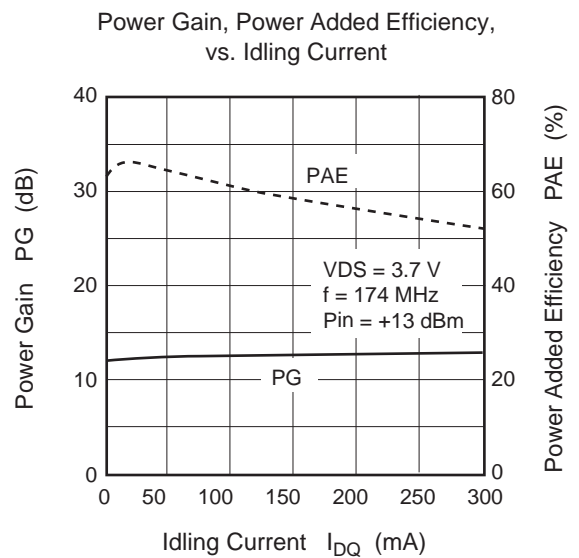
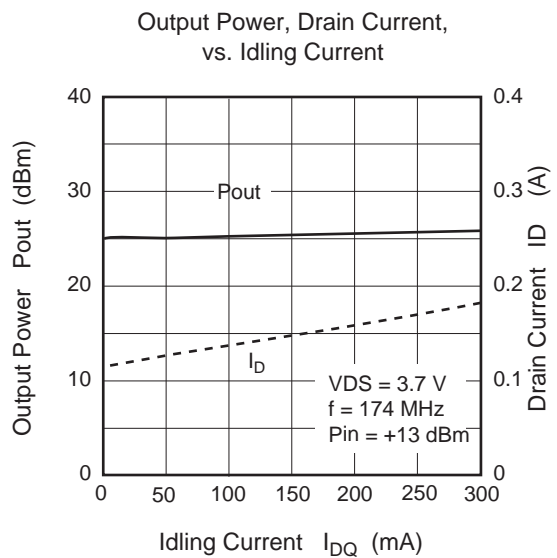
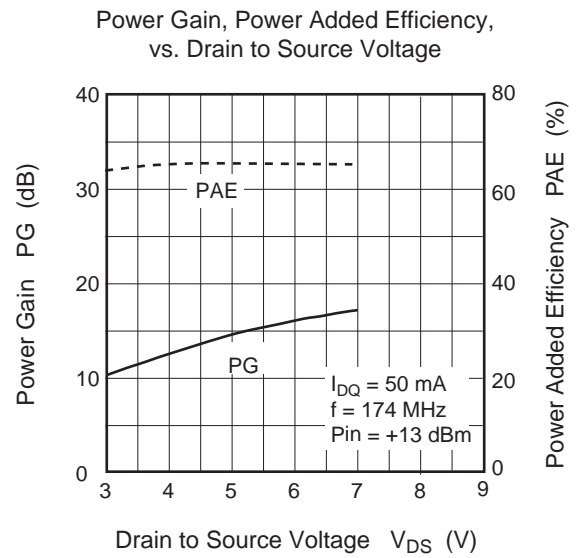
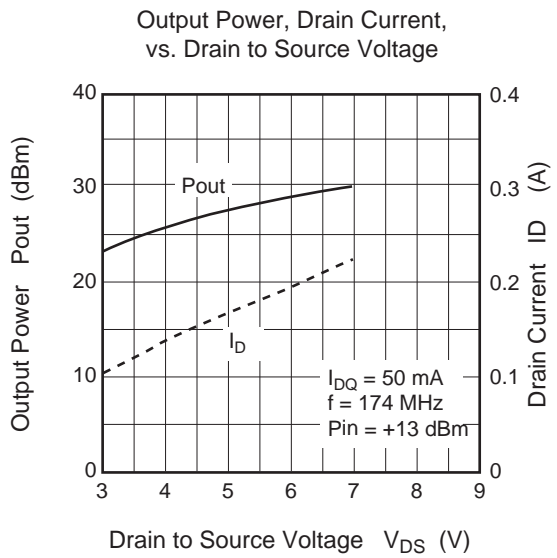
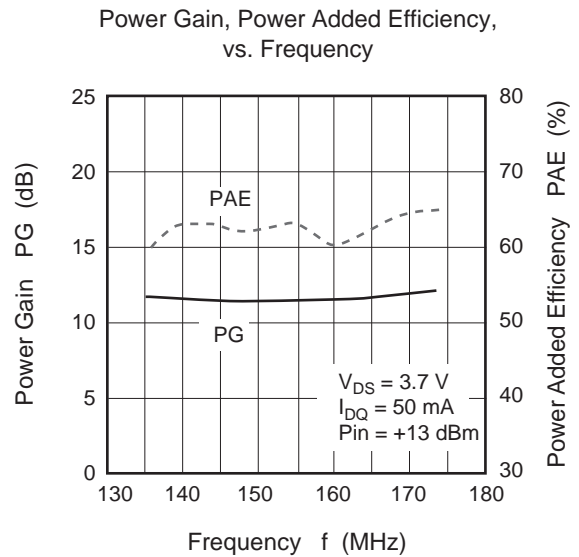
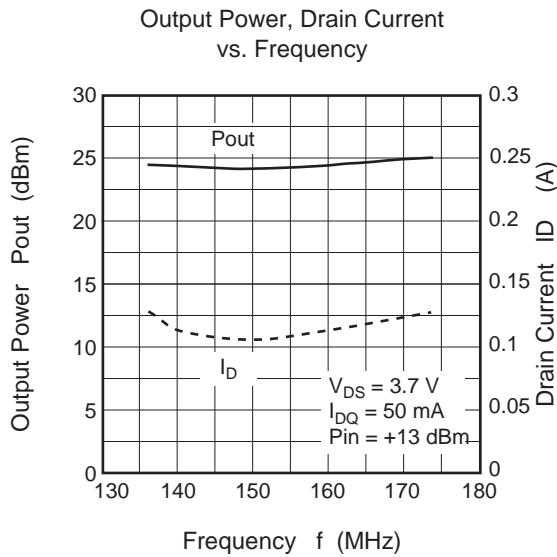


Evaluation Circuit 1 (@V<sub>DD</sub> = 3.7 V Tuning, f = 174 MHz)

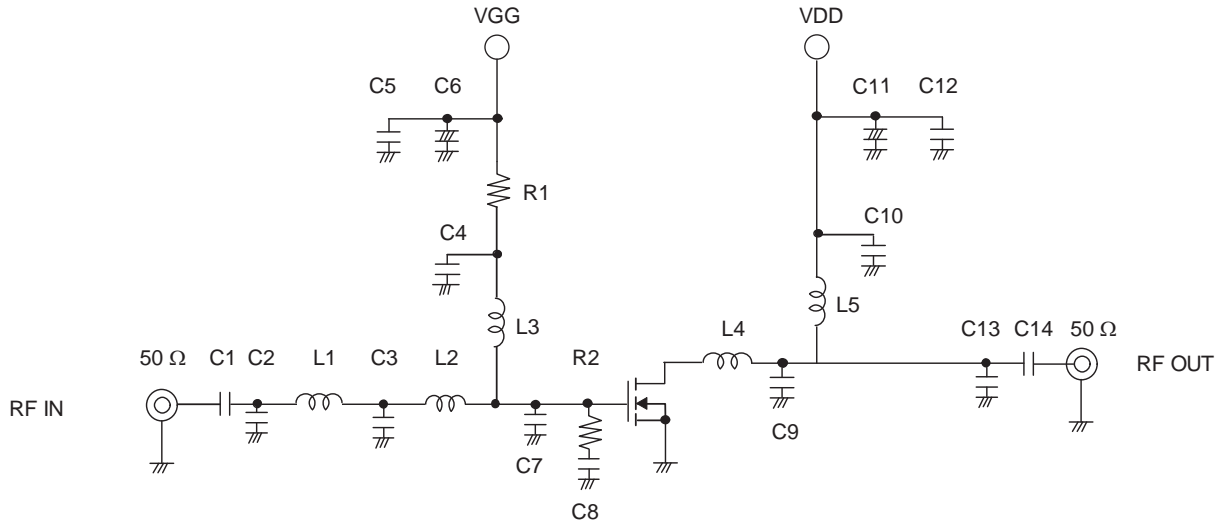


- C1, C2, C5, C10: 100 pF Chip Capacitor
- C3, C7: 1000 pF Chip Capacitor
- C4, C6: 1 μF /+16V Chip Tantalum Capacitor
- C8, C9: 22 pF Chip Capacitor
- L1: 33 nH Chip Inductor
- L2: 10 nH Chip Inductor
- L3: 5.6 nH Chip Inductor
- R1: 200 Ω Chip Resistor
- R2: 6.8 kΩ Chip Resistor



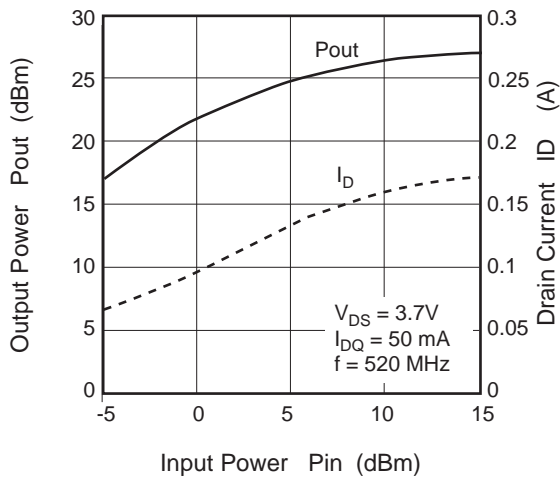


Evaluation Circuit 2 (@V<sub>DD</sub> = 3.7 & 6.0V Tuning, f = 520 MHz)

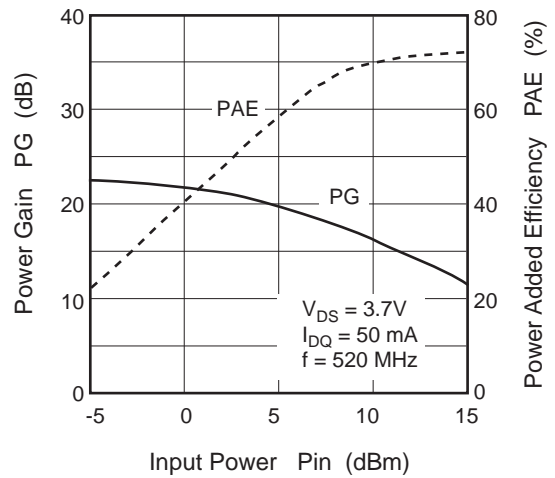


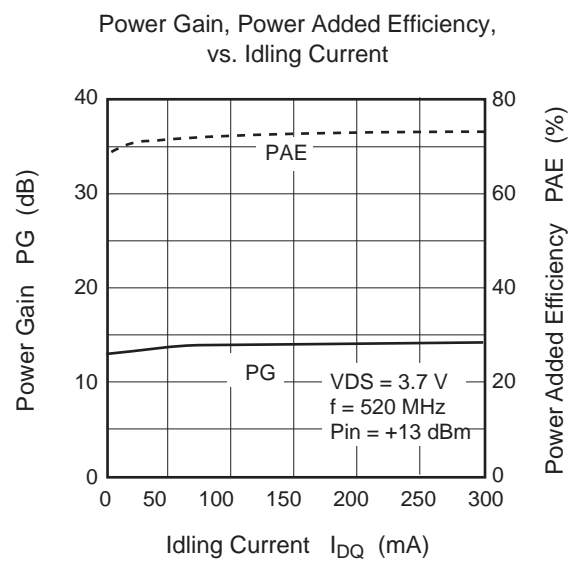
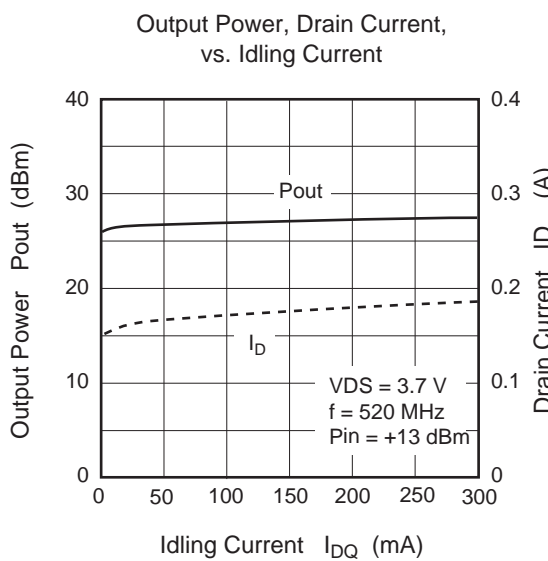
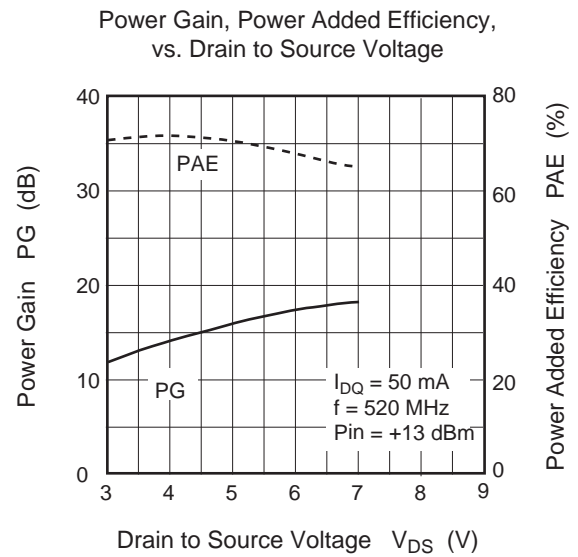
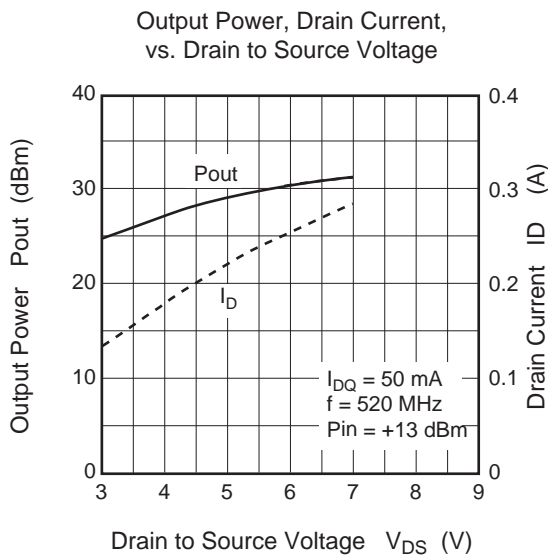
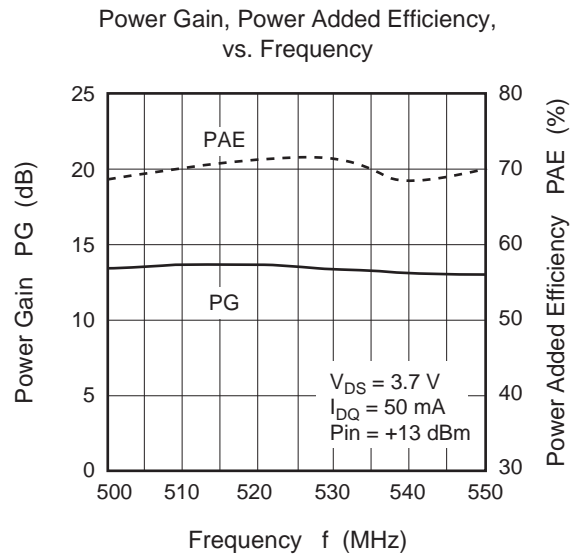
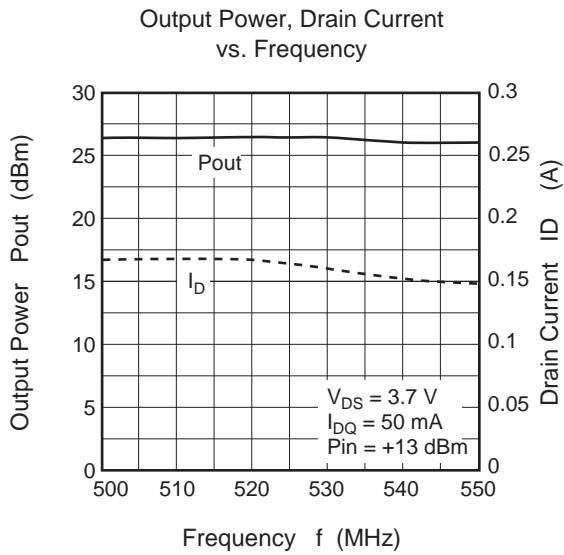
- C1, C4, C10, C14: 100 pF Chip Capacitor
- C2: 10 pF Chip Capacitor
- C3, C7: 2 pF Chip Capacitor
- C5, C12: 1000 pF Chip Capacitor
- C6, C11: 1 μF /+16V Chip Tantalum Capacitor
- C8: 2200 pF Chip Capacitor
- C9: 3 pF Chip Capacitor
- C13: 8 pF Chip Capacitor
- L1, L2, L4: 5.6 nH Chip Inductor
- L3: 27 nH Chip Inductor
- L5: 4Turns D : 0.5 mm, φ2.4 mm Enamel Wire
- R1: 6.8k Ω Chip Resistor
- R2: 180 Ω Chip Resistor

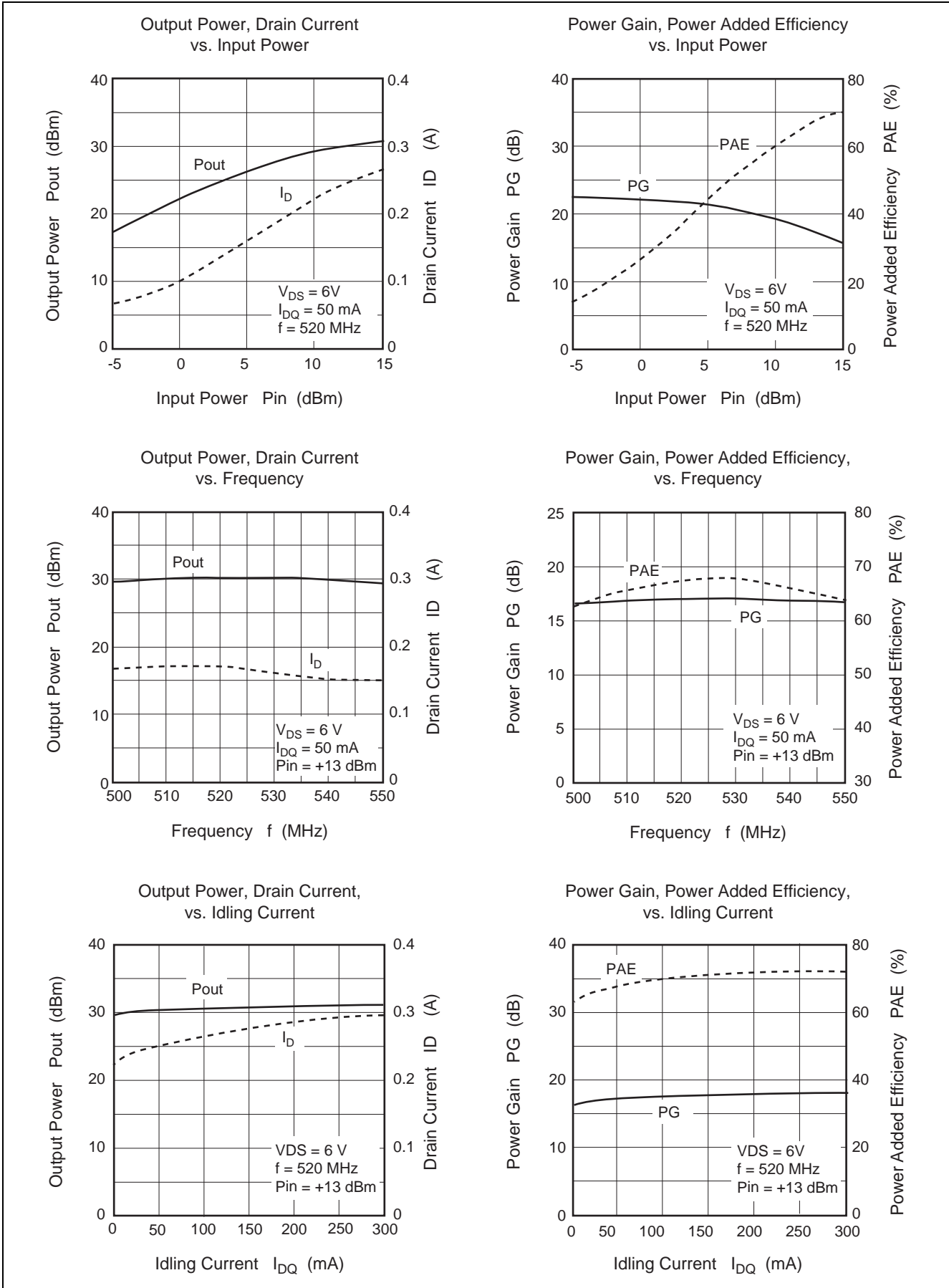
Output Power, Drain Current vs. Input Power



Power Gain, Power Added Efficiency vs. Input Power

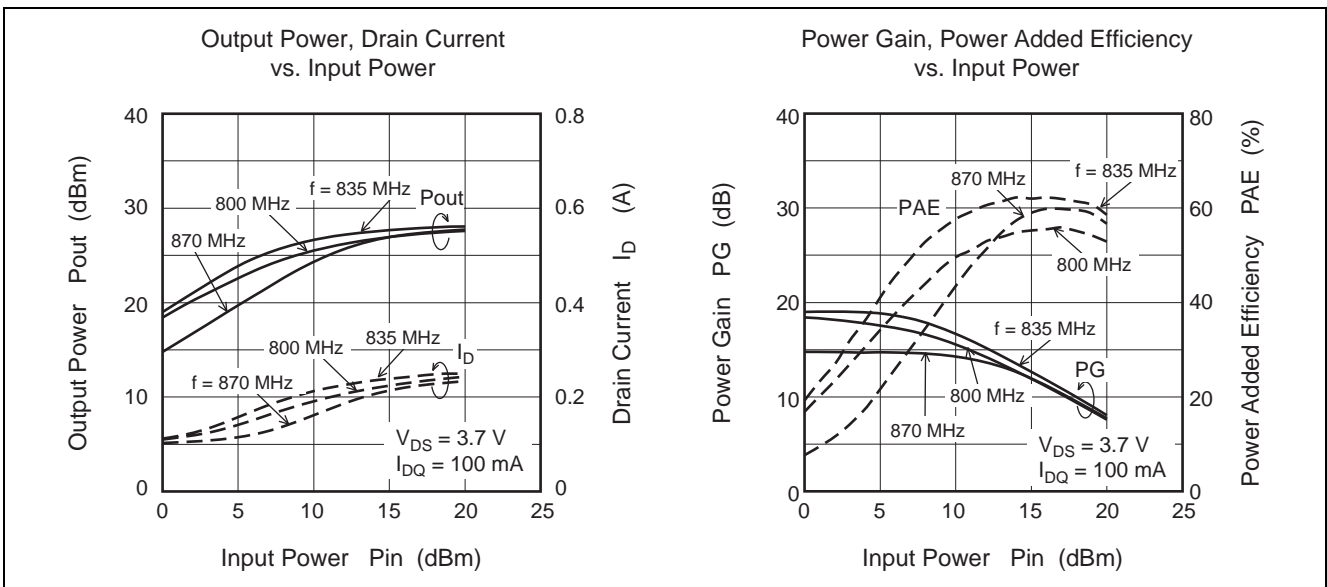
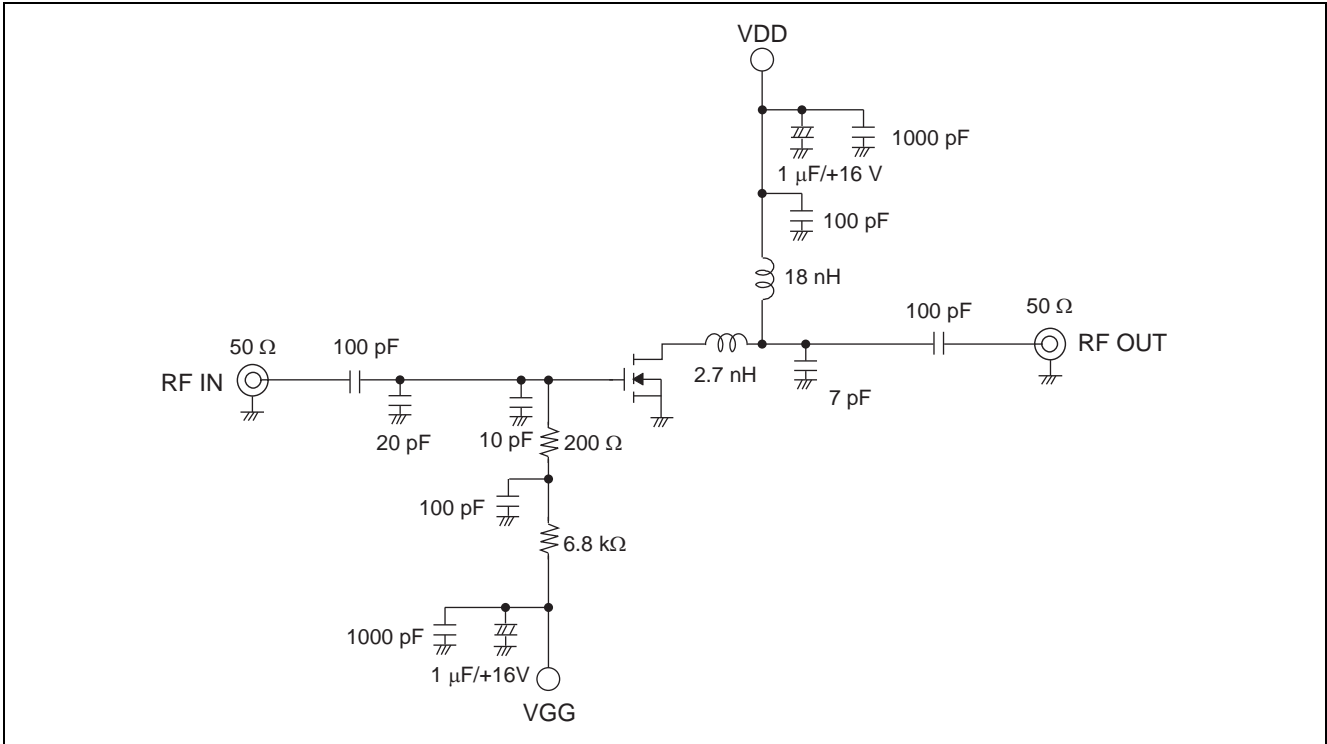


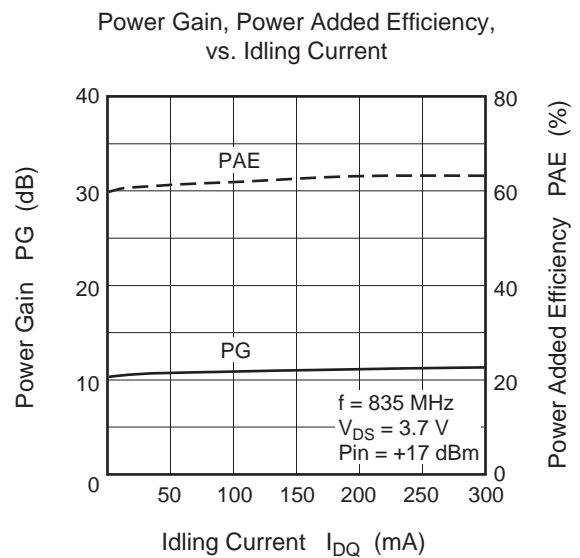
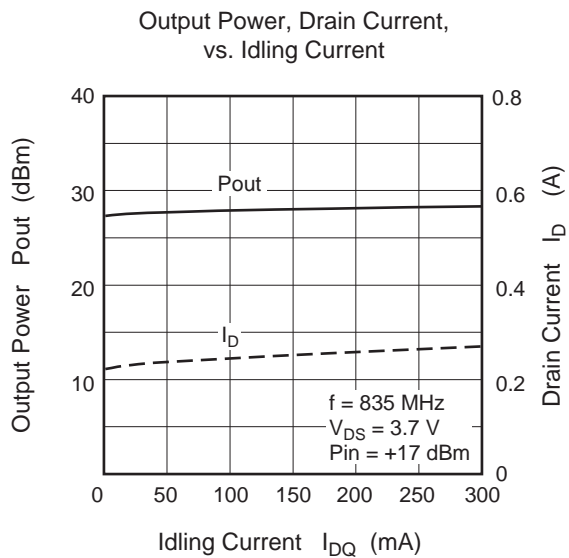
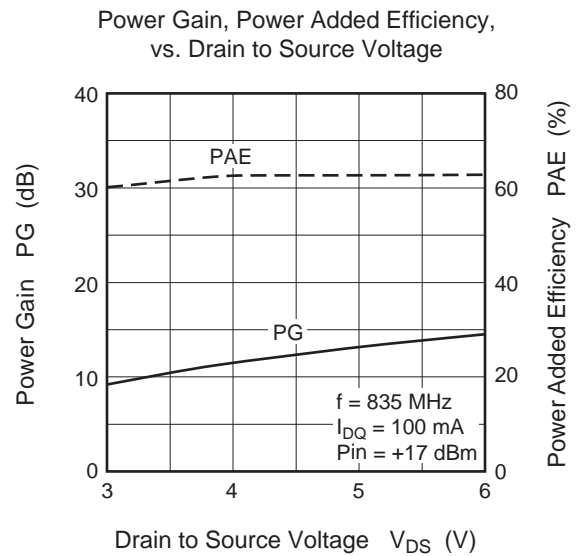
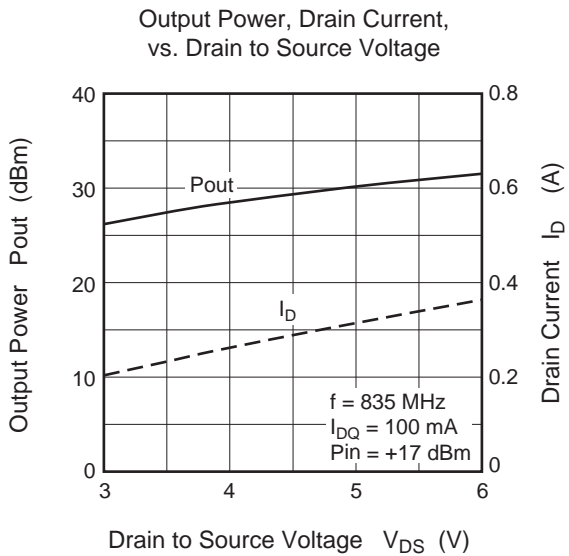
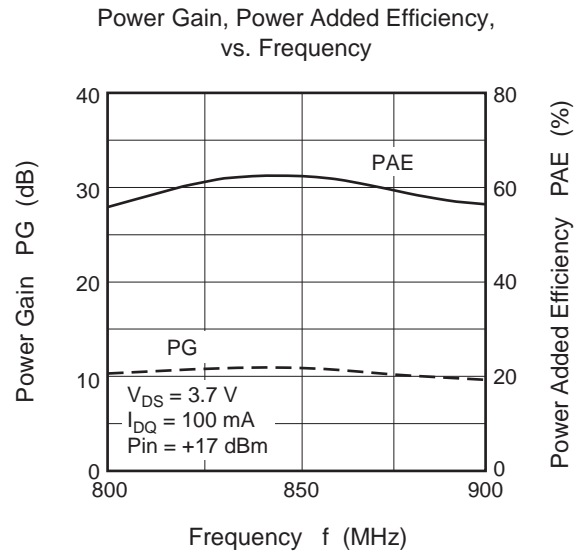
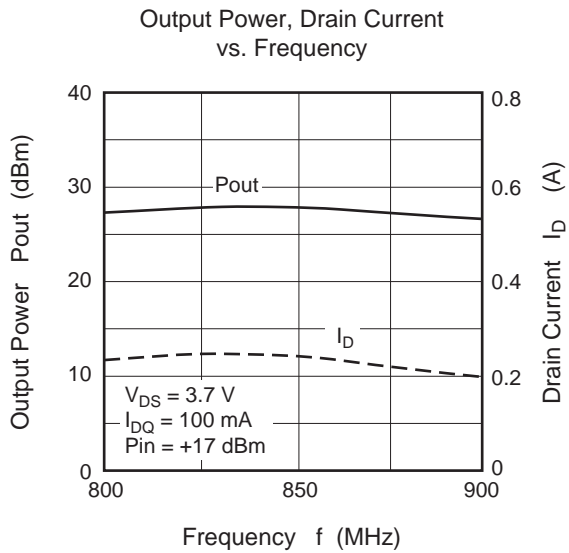




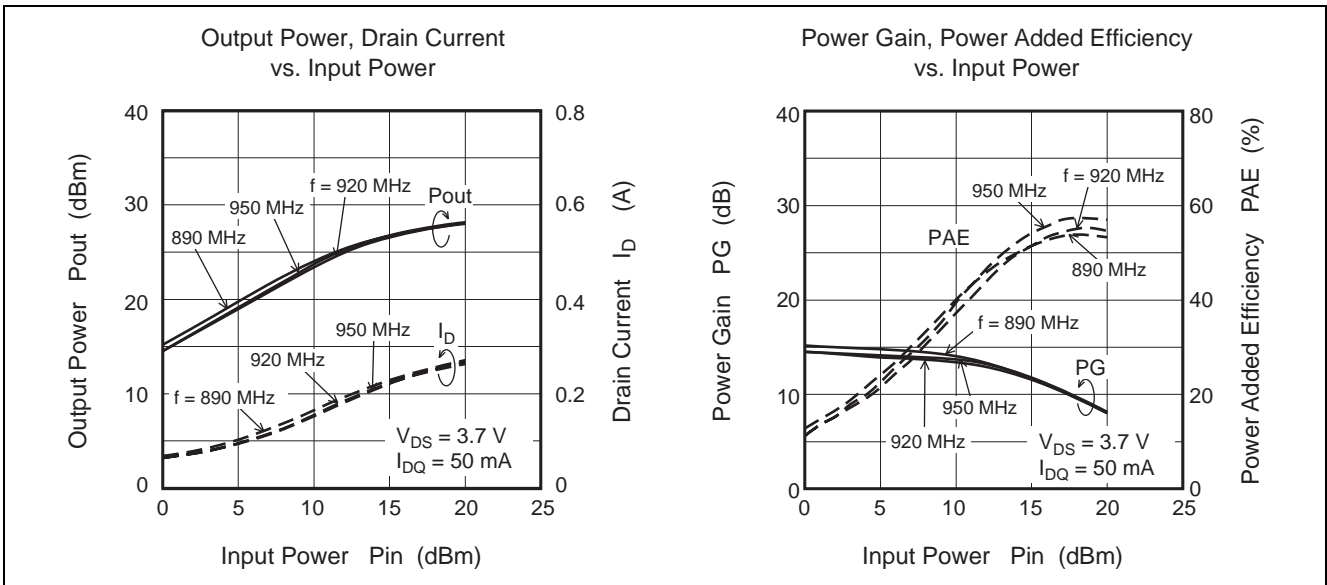
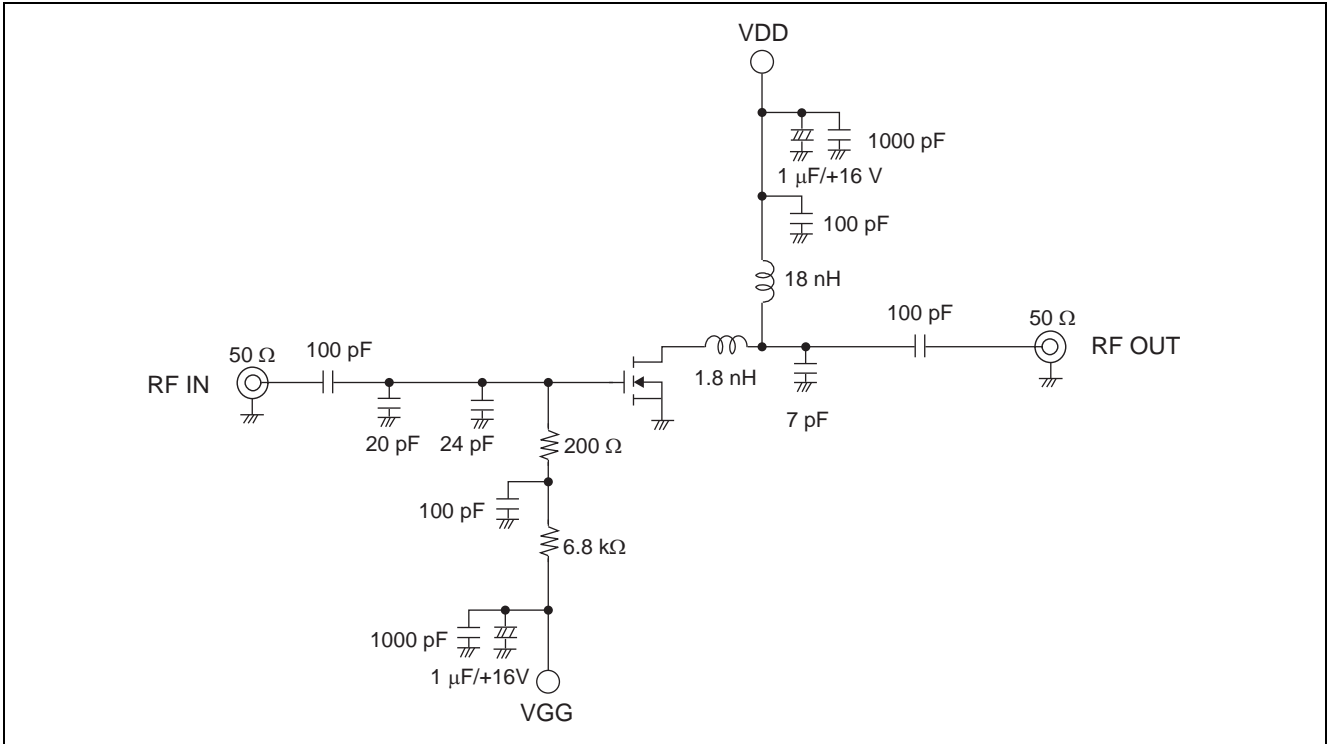


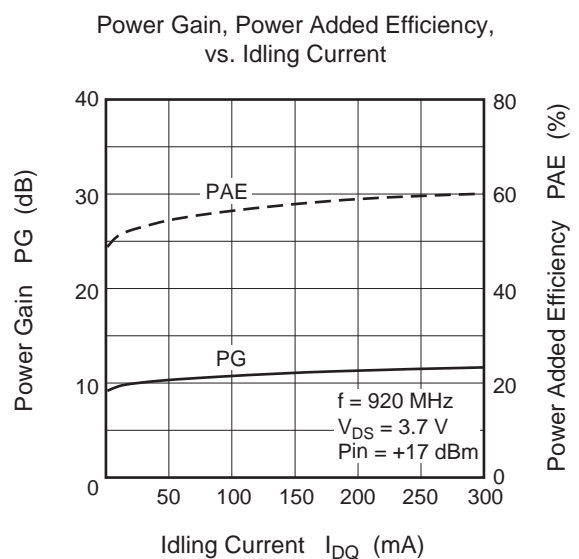
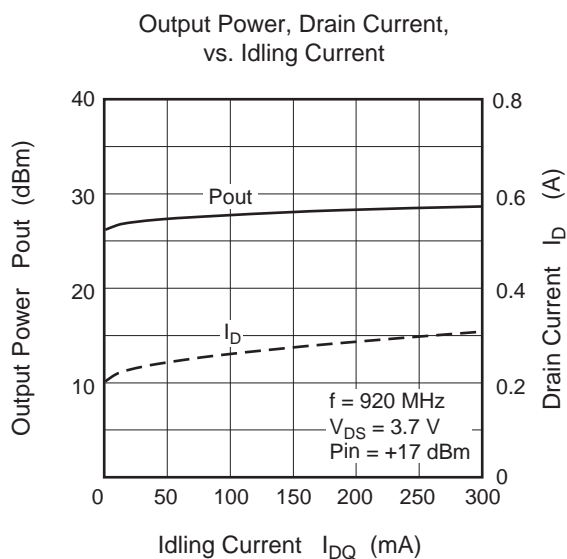
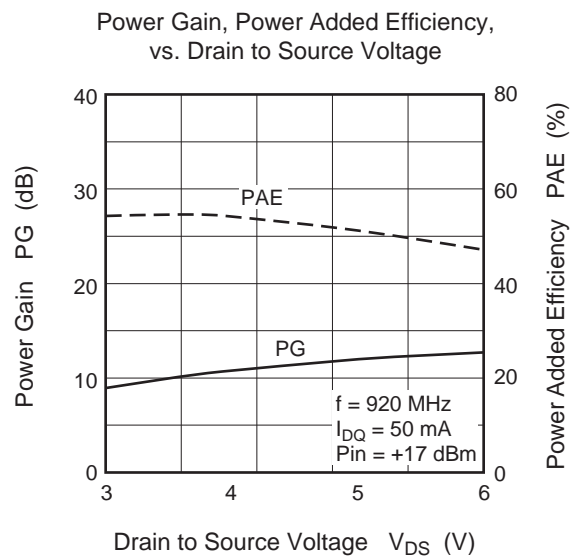
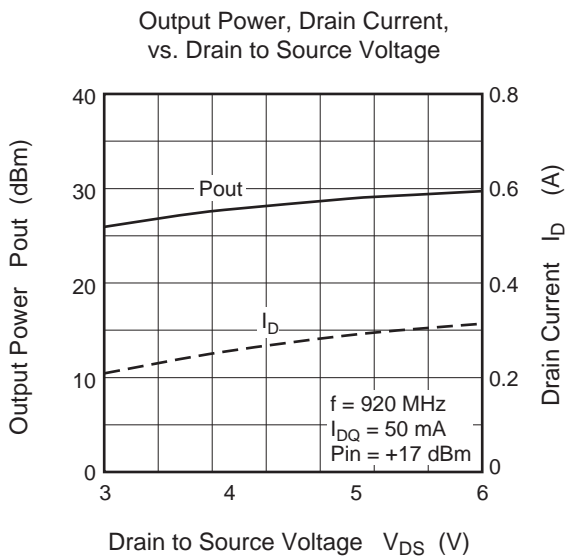
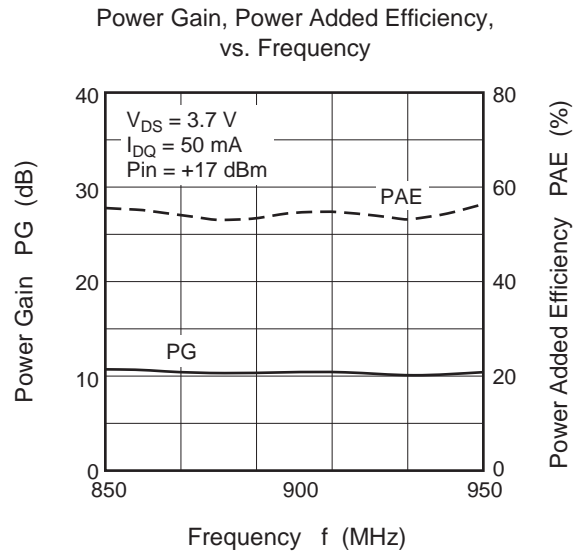
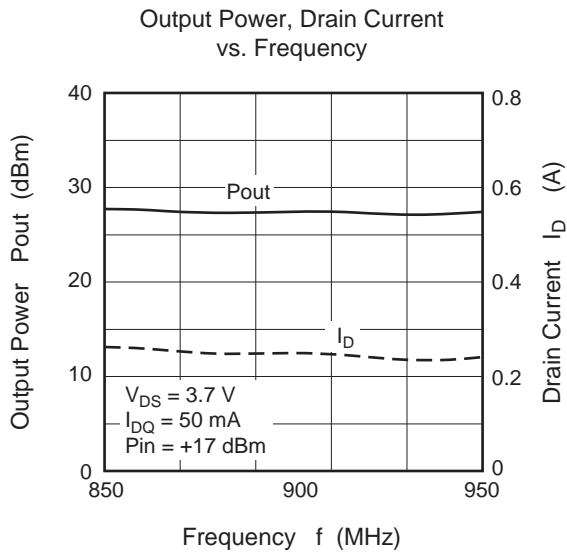
Evaluation Circuit 3 (@V<sub>DD</sub> = 3.7 V Tuning, f = 800 to 870 MHz)





Evaluation Circuit 4 (@V<sub>DD</sub> = 3.7 V Tuning, f = 890 to 950 MHz)





## S Parameter

 $(V_{DS} = 3.6 \text{ V}, I_{DQ} = 50 \text{ mA}, Z_o = 50 \Omega)$ 

f (MHz)	S11		S21		S12		S22	
	MAG	ANG (deg.)	MAG	ANG (deg.)	MAG	ANG (deg.)	MAG	ANG (deg.)
100	0.946	-40.3	15.41	148.7	0.021	69.4	0.784	-30.2
150	0.931	-58.4	12.58	136.4	0.029	46.8	0.744	-51.2
200	0.898	-74.0	11.57	126.4	0.034	36.1	0.700	-66.0
250	0.865	-87.5	11.08	117.4	0.037	27.8	0.657	-77.8
300	0.856	-99.2	10.15	109.2	0.038	20.8	0.640	-86.9
350	0.827	-108.7	9.91	102.2	0.039	14.1	0.615	-94.4
400	0.812	-116.8	9.44	95.7	0.040	8.9	0.601	-100.8
450	0.804	-122.6	8.78	90.2	0.040	4.0	0.595	-106.1
500	0.792	-128.2	8.15	84.9	0.040	-0.9	0.595	-110.9
550	0.791	-132.4	7.55	80.5	0.040	-4.6	0.596	-115.2
600	0.790	-136.4	7.00	76.4	0.039	-8.2	0.602	-119.1
650	0.787	-140.2	6.48	72.3	0.038	-11.5	0.608	-122.7
700	0.787	-143.7	6.03	68.5	0.038	-14.5	0.616	-125.9
750	0.788	-147.1	5.59	64.9	0.037	-17.6	0.626	-129.2
800	0.792	-150.0	5.22	61.3	0.036	-20.5	0.634	-132.1
850	0.797	-152.7	4.86	58.0	0.035	-23.1	0.643	-134.9
900	0.801	-155.2	4.54	54.7	0.034	-25.1	0.654	-137.6
950	0.807	-157.3	4.29	51.4	0.033	-27.5	0.664	-140.2
1000	0.812	-159.4	4.06	48.8	0.032	-29.7	0.675	-142.8
1050	0.817	-161.7	3.83	46.1	0.031	-31.6	0.686	-145.3
1100	0.827	-163.5	3.62	43.7	0.030	-33.7	0.695	-147.5
1150	0.834	-165.6	3.42	41.0	0.028	-35.1	0.704	-149.8
1200	0.840	-167.1	3.24	38.6	0.027	-36.6	0.714	-152.0
1250	0.846	-168.4	3.06	36.3	0.026	-38.2	0.723	-154.0
1300	0.845	-170.1	2.89	33.7	0.025	-39.6	0.733	-156.0
1350	0.839	-171.7	2.73	31.2	0.024	-40.9	0.740	-158.1
1400	0.843	-173.8	2.59	28.6	0.023	-41.9	0.749	-160.2
1450	0.847	-175.4	2.47	26.3	0.022	-43.0	0.755	-161.9
1500	0.850	-177.1	2.34	24.0	0.020	-43.9	0.760	-164.0
1550	0.852	-179.0	2.24	21.8	0.019	-44.6	0.768	-166.0
1600	0.858	179.6	2.13	19.7	0.018	-44.7	0.774	-167.8
1650	0.861	178.3	2.05	17.6	0.017	-45.2	0.777	-169.6
1700	0.863	176.8	1.96	15.4	0.016	-45.3	0.784	-171.7
1750	0.863	174.8	1.88	13.1	0.015	-44.9	0.792	-173.6
1800	0.873	173.0	1.81	10.9	0.014	-44.9	0.798	-175.3
1850	0.878	171.4	1.75	9.0	0.013	-43.7	0.800	-177.3
1900	0.886	170.2	1.68	7.3	0.012	-42.9	0.807	-179.3
1950	0.895	168.9	1.61	5.5	0.012	-41.0	0.816	179.1
2000	0.894	168.2	1.55	4.2	0.011	-38.6	0.818	177.6
2050	0.895	167.3	1.48	2.7	0.010	-35.6	0.822	175.6
2100	0.890	165.8	1.42	0.9	0.010	-33.6	0.830	173.8
2150	0.890	164.0	1.37	-1.1	0.009	-29.1	0.837	172.3
2200	0.896	162.6	1.32	-3.1	0.009	-24.1	0.838	170.7
2250	0.898	161.1	1.27	-5.2	0.008	-19.0	0.842	168.9
2300	0.902	159.8	1.22	-7.1	0.008	-12.8	0.848	167.1
2350	0.903	158.4	1.19	-9.0	0.008	-8.3	0.851	165.8
2400	0.901	157.4	1.15	-11.0	0.008	-3.0	0.852	164.1
2450	0.895	155.9	1.11	-12.6	0.008	2.0	0.855	162.4
2500	0.894	154.0	1.07	-14.4	0.008	6.9	0.861	160.9

## S Parameter

(V<sub>DS</sub> = 6 V, I<sub>DQ</sub> = 10 mA, Z<sub>o</sub> = 50 Ω)

f (MHz)	S11		S21		S12		S22	
	MAG	ANG (deg.)	MAG	ANG (deg.)	MAG	ANG (deg.)	MAG	ANG (deg.)
100	0.973	-34.4	12.25	150.2	0.022	69.9	0.869	-20.3
150	0.931	-49.5	11.13	138.3	0.031	54.5	0.858	-35.1
200	0.913	-63.2	10.12	128.8	0.038	43.4	0.823	-45.4
250	0.896	-74.6	9.10	120.5	0.043	34.8	0.801	-54.6
300	0.892	-85.3	8.08	113.3	0.046	26.8	0.788	-62.5
350	0.878	-93.6	7.27	107.0	0.048	19.3	0.773	-70.0
400	0.870	-101.5	6.56	100.5	0.050	12.6	0.759	-77.0
450	0.861	-108.4	5.95	94.8	0.051	6.6	0.754	-83.0
500	0.853	-114.4	5.40	89.2	0.051	0.9	0.749	-88.6
550	0.853	-119.5	4.91	84.0	0.051	-3.9	0.747	-93.9
600	0.851	-124.3	4.50	79.0	0.050	-8.5	0.750	-98.8
650	0.845	-128.6	4.15	74.4	0.050	-12.8	0.752	-103.3
700	0.844	-132.8	3.79	70.0	0.048	-16.7	0.755	-107.5
750	0.846	-136.7	3.48	65.6	0.047	-20.3	0.761	-111.6
800	0.849	-140.2	3.22	61.6	0.046	-23.9	0.767	-115.4
850	0.853	-143.5	2.99	57.7	0.045	-27.1	0.772	-119.2
900	0.857	-146.4	2.78	53.9	0.043	-29.8	0.778	-122.7
950	0.860	-149.0	2.59	50.1	0.042	-32.9	0.785	-126.1
1000	0.867	-151.5	2.44	47.2	0.041	-35.5	0.792	-129.4
1050	0.870	-154.0	2.30	44.3	0.039	-38.2	0.798	-132.5
1100	0.875	-156.5	2.15	41.4	0.037	-40.8	0.805	-135.5
1150	0.883	-158.7	2.03	38.5	0.036	-43.1	0.811	-138.4
1200	0.888	-161.0	1.92	35.9	0.034	-45.2	0.818	-141.1
1250	0.890	-162.5	1.79	33.4	0.033	-47.4	0.823	-143.7
1300	0.890	-164.5	1.69	30.7	0.031	-49.1	0.830	-146.2
1350	0.886	-166.6	1.59	27.7	0.030	-51.1	0.834	-148.7
1400	0.886	-168.7	1.51	25.2	0.028	-52.6	0.840	-151.2
1450	0.886	-170.8	1.43	22.9	0.027	-54.4	0.843	-153.3
1500	0.889	-172.6	1.36	20.3	0.025	-56.0	0.846	-155.9
1550	0.891	-174.5	1.29	18.1	0.024	-57.4	0.851	-158.2
1600	0.895	-176.1	1.23	15.9	0.022	-58.5	0.855	-160.3
1650	0.898	-177.6	1.18	13.7	0.021	-59.9	0.855	-162.4
1700	0.896	-179.5	1.12	11.4	0.020	-60.8	0.859	-164.7
1750	0.897	178.5	1.08	9.3	0.019	-61.8	0.866	-166.9
1800	0.903	176.4	1.03	7.0	0.017	-62.7	0.869	-168.8
1850	0.911	174.8	0.99	4.9	0.016	-62.8	0.869	-171.0
1900	0.917	173.4	0.95	3.2	0.015	-63.2	0.874	-173.3
1950	0.926	172.0	0.91	1.5	0.014	-63.2	0.881	-175.1
2000	0.928	171.1	0.87	0.2	0.012	-63.1	0.879	-176.8
2050	0.925	170.1	0.83	-1.5	0.011	-61.7	0.883	-179.1
2100	0.918	168.7	0.80	-3.3	0.010	-60.9	0.888	179.0
2150	0.916	166.8	0.76	-5.3	0.009	-59.1	0.894	177.4
2200	0.918	165.3	0.73	-7.4	0.008	-55.0	0.894	175.6
2250	0.922	163.6	0.71	-9.4	0.007	-52.5	0.895	173.6
2300	0.921	162.2	0.68	-11.4	0.007	-46.3	0.900	171.8
2350	0.923	160.6	0.65	-13.3	0.006	-40.6	0.902	170.3
2400	0.920	159.7	0.63	-15.2	0.006	-33.7	0.902	168.5
2450	0.913	158.0	0.61	-16.8	0.005	-24.3	0.902	166.6
2500	0.911	156.0	0.59	-18.6	0.005	-14.3	0.907	164.9

## S Parameter

(V<sub>DS</sub> = 6 V, I<sub>DQ</sub> = 25 mA, Z<sub>o</sub> = 50 Ω)

f (MHz)	S11		S21		S12		S22	
	MAG	ANG (deg.)	MAG	ANG (deg.)	MAG	ANG (deg.)	MAG	ANG (deg.)
100	0.959	-37.1	15.64	150.5	0.021	68.6	0.793	-24.9
150	0.921	-53.7	13.98	137.6	0.030	51.0	0.772	-42.1
200	0.900	-68.0	12.68	128.1	0.034	40.6	0.732	-54.4
250	0.880	-80.1	11.49	119.6	0.038	31.7	0.701	-64.6
300	0.875	-90.8	10.21	112.2	0.040	24.1	0.685	-73.2
350	0.857	-99.6	9.32	105.9	0.042	17.3	0.663	-80.8
400	0.844	-107.8	8.53	99.4	0.043	11.5	0.649	-87.5
450	0.836	-114.7	7.76	93.6	0.044	6.1	0.642	-93.1
500	0.827	-120.7	7.12	88.2	0.044	1.3	0.639	-98.3
550	0.824	-125.9	6.56	83.3	0.043	-3.1	0.637	-103.0
600	0.821	-130.4	6.06	78.7	0.043	-7.0	0.641	-107.4
650	0.818	-134.3	5.63	74.4	0.042	-10.7	0.645	-111.3
700	0.813	-138.3	5.20	70.4	0.041	-14.2	0.651	-115.1
750	0.816	-142.1	4.83	66.5	0.040	-17.5	0.659	-118.7
800	0.817	-145.5	4.50	62.6	0.040	-20.5	0.667	-122.0
850	0.820	-148.4	4.19	59.2	0.039	-23.3	0.674	-125.3
900	0.826	-150.9	3.93	55.7	0.037	-25.8	0.684	-128.3
950	0.830	-153.2	3.70	52.4	0.036	-28.5	0.693	-131.4
1000	0.834	-155.8	3.50	49.4	0.035	-30.8	0.703	-134.3
1050	0.841	-158.3	3.31	46.4	0.034	-33.1	0.713	-137.1
1100	0.847	-160.3	3.12	44.0	0.033	-35.4	0.722	-139.6
1150	0.852	-162.3	2.96	41.3	0.031	-37.3	0.730	-142.2
1200	0.856	-164.4	2.80	38.8	0.030	-39.1	0.739	-144.7
1250	0.865	-165.9	2.63	36.5	0.029	-41.0	0.747	-147.0
1300	0.862	-167.5	2.49	33.8	0.028	-42.5	0.756	-149.3
1350	0.860	-169.6	2.35	30.9	0.026	-43.9	0.762	-151.6
1400	0.860	-171.5	2.24	28.5	0.025	-45.5	0.771	-153.8
1450	0.862	-173.2	2.12	26.1	0.024	-46.8	0.777	-155.8
1500	0.863	-175.2	2.02	23.6	0.023	-48.1	0.781	-158.1
1550	0.866	-176.9	1.93	21.6	0.022	-49.2	0.788	-160.3
1600	0.871	-178.4	1.84	19.3	0.020	-49.9	0.793	-162.4
1650	0.875	-179.8	1.76	17.2	0.019	-50.8	0.796	-164.3
1700	0.873	-178.5	1.68	14.8	0.018	-51.4	0.802	-166.5
1750	0.876	-176.5	1.61	12.7	0.017	-51.4	0.810	-168.5
1800	0.883	-174.5	1.56	10.4	0.016	-51.6	0.815	-170.3
1850	0.889	-173.0	1.50	8.5	0.015	-51.7	0.816	-172.5
1900	0.897	-171.7	1.44	6.7	0.014	-50.9	0.823	-174.6
1950	0.905	-170.4	1.38	5.1	0.013	-50.1	0.832	-176.4
2000	0.909	-169.7	1.33	3.6	0.012	-49.2	0.833	-178.0
2050	0.905	-168.7	1.27	2.1	0.011	-47.0	0.837	-179.9
2100	0.899	-167.3	1.21	0.1	0.010	-45.2	0.843	-177.9
2150	0.898	-165.3	1.17	-1.8	0.009	-42.2	0.850	-176.5
2200	0.902	-163.9	1.12	-3.8	0.008	-37.3	0.851	-174.7
2250	0.906	-162.2	1.09	-6.0	0.008	-33.6	0.854	-172.8
2300	0.908	-160.9	1.05	-7.9	0.007	-28.1	0.860	-171.0
2350	0.908	-159.5	1.02	-9.8	0.007	-22.0	0.863	-169.5
2400	0.907	-158.5	0.98	-11.5	0.007	-16.1	0.863	-167.8
2450	0.898	-157.1	0.95	-13.3	0.007	-9.5	0.866	-166.0
2500	0.898	-154.9	0.92	-15.0	0.007	-2.6	0.872	-164.4

## S Parameter

(V<sub>DS</sub> = 6 V, I<sub>DQ</sub> = 50 mA, Z<sub>o</sub> = 50 Ω)

f (MHz)	S11		S21		S12		S22	
	MAG	ANG (deg.)	MAG	ANG (deg.)	MAG	ANG (deg.)	MAG	ANG (deg.)
100	0.960	-41.0	19.06	150.1	0.019	63.9	0.702	-28.7
150	0.916	-58.4	16.77	137.1	0.027	48.6	0.688	-48.7
200	0.892	-73.5	15.28	127.1	0.031	38.3	0.646	-62.4
250	0.868	-86.2	14.02	118.4	0.035	30.0	0.613	-73.4
300	0.860	-97.3	12.48	110.8	0.036	22.9	0.602	-82.6
350	0.840	-106.3	11.51	104.4	0.037	16.3	0.582	-90.1
400	0.825	-114.5	10.57	98.0	0.038	11.5	0.571	-96.7
450	0.816	-121.2	9.62	92.7	0.038	6.3	0.567	-102.2
500	0.810	-126.8	8.80	87.6	0.038	2.0	0.567	-107.1
550	0.806	-131.6	8.12	83.0	0.038	-2.0	0.569	-111.4
600	0.802	-135.9	7.49	78.8	0.037	-5.4	0.573	-115.4
650	0.797	-139.6	6.94	74.9	0.037	-8.7	0.578	-119.0
700	0.795	-143.4	6.44	71.2	0.036	-11.8	0.586	-122.3
750	0.797	-146.7	5.97	67.5	0.035	-14.7	0.596	-125.5
800	0.798	-149.7	5.57	64.0	0.035	-17.6	0.604	-128.4
850	0.806	-152.4	5.20	60.7	0.034	-19.9	0.612	-131.3
900	0.807	-155.0	4.89	57.4	0.033	-21.9	0.623	-134.0
950	0.811	-157.3	4.59	54.3	0.032	-24.5	0.632	-136.6
1000	0.817	-159.5	4.35	51.4	0.031	-26.4	0.645	-139.2
1050	0.822	-161.6	4.11	48.7	0.030	-28.4	0.655	-141.7
1100	0.831	-163.6	3.90	46.3	0.029	-30.5	0.666	-144.0
1150	0.834	-165.7	3.69	43.7	0.028	-32.1	0.674	-146.3
1200	0.842	-167.2	3.50	41.3	0.027	-33.4	0.685	-148.5
1250	0.846	-168.7	3.30	39.0	0.026	-35.1	0.695	-150.5
1300	0.848	-170.2	3.13	36.4	0.025	-36.5	0.703	-152.6
1350	0.842	-171.9	2.97	33.7	0.024	-37.5	0.711	-154.7
1400	0.843	-173.9	2.82	31.4	0.023	-38.5	0.721	-156.7
1450	0.844	-175.6	2.69	29.0	0.022	-40.1	0.727	-158.5
1500	0.849	-177.3	2.56	26.7	0.021	-40.5	0.733	-160.7
1550	0.849	-178.8	2.45	24.5	0.020	-41.3	0.740	-162.7
1600	0.857	-179.6	2.33	22.4	0.018	-41.5	0.748	-164.6
1650	0.860	-178.2	2.24	20.1	0.017	-42.1	0.752	-166.3
1700	0.860	-176.8	2.15	17.9	0.017	-42.2	0.758	-168.4
1750	0.861	-174.8	2.06	15.9	0.016	-42.1	0.767	-170.3
1800	0.870	-172.9	1.99	13.6	0.015	-41.9	0.774	-172.1
1850	0.878	-171.4	1.92	11.5	0.014	-40.8	0.776	-174.0
1900	0.884	-170.1	1.84	9.8	0.013	-39.7	0.784	-176.1
1950	0.889	-169.0	1.77	8.3	0.012	-38.1	0.793	-177.7
2000	0.895	-168.3	1.71	6.7	0.011	-36.3	0.796	-179.3
2050	0.890	-167.5	1.63	5.3	0.011	-33.9	0.799	-178.7
2100	0.886	-165.9	1.57	3.3	0.010	-31.3	0.808	-176.8
2150	0.887	-164.1	1.51	1.3	0.009	-27.8	0.816	-175.3
2200	0.891	-162.6	1.46	-0.7	0.009	-23.0	0.818	-173.6
2250	0.895	-161.2	1.40	-2.7	0.009	-19.0	0.822	-171.8
2300	0.897	-159.7	1.36	-4.8	0.008	-14.5	0.828	-170.1
2350	0.898	-158.5	1.31	-6.6	0.008	-9.8	0.833	-168.6
2400	0.896	-157.4	1.27	-8.5	0.008	-5.1	0.835	-167.0
2450	0.890	-155.8	1.23	-10.4	0.008	-0.3	0.836	-165.2
2500	0.890	-154.0	1.19	-12.1	0.008	5.2	0.843	-163.6



## S Parameter

 $(V_{DS} = 6\text{ V}, I_{DQ} = 100\text{ mA}, Z_o = 50\ \Omega)$ 

f (MHz)	S11		S21		S12		S22	
	MAG	ANG (deg.)	MAG	ANG (deg.)	MAG	ANG (deg.)	MAG	ANG (deg.)
100	0.972	-45.9	22.91	149.6	0.019	65.4	0.615	-34.3
150	0.920	-64.3	19.70	136.4	0.024	48.3	0.597	-55.7
200	0.888	-80.4	17.99	125.8	0.028	37.6	0.560	-70.8
250	0.860	-93.9	16.78	116.9	0.031	29.8	0.534	-82.5
300	0.847	-104.9	14.91	109.3	0.032	23.1	0.517	-91.7
350	0.827	-113.3	13.65	103.1	0.033	16.8	0.517	-99.6
400	0.816	-120.8	12.39	97.3	0.033	11.9	0.511	-106.1
450	0.809	-126.9	11.24	92.4	0.033	7.4	0.512	-111.3
500	0.799	-132.3	10.23	87.7	0.033	3.3	0.513	-115.9
550	0.800	-136.7	9.38	83.4	0.033	-0.3	0.518	-120.0
600	0.801	-140.6	8.68	79.5	0.033	-3.5	0.524	-123.5
650	0.792	-144.0	8.00	75.9	0.032	-6.6	0.531	-126.7
700	0.788	-147.5	7.41	72.3	0.032	-9.3	0.540	-129.7
750	0.790	-150.6	6.89	68.9	0.031	-11.7	0.550	-132.5
800	0.793	-153.5	6.42	65.6	0.031	-14.3	0.558	-135.0
850	0.798	-156.1	5.99	62.3	0.030	-16.5	0.567	-137.5
900	0.801	-158.5	5.62	59.1	0.029	-18.3	0.578	-139.8
950	0.805	-160.5	5.31	56.1	0.028	-20.2	0.588	-142.2
1000	0.809	-162.7	5.03	53.5	0.027	-21.9	0.601	-144.5
1050	0.814	-164.5	4.77	51.1	0.027	-23.6	0.612	-146.5
1100	0.823	-166.3	4.51	48.5	0.026	-25.4	0.622	-148.5
1150	0.829	-168.2	4.29	45.9	0.025	-26.6	0.632	-150.6
1200	0.835	-169.7	4.08	43.7	0.024	-27.9	0.643	-152.6
1250	0.837	-171.0	3.85	41.5	0.023	-28.9	0.653	-154.3
1300	0.836	-172.5	3.65	39.0	0.022	-30.3	0.662	-156.1
1350	0.834	-174.2	3.47	36.4	0.021	-30.8	0.670	-158.1
1400	0.835	-176.1	3.31	33.9	0.021	-31.5	0.681	-159.9
1450	0.837	-177.8	3.15	31.6	0.020	-32.5	0.688	-161.4
1500	0.839	-179.4	3.00	29.4	0.019	-33.0	0.694	-163.4
1550	0.844	179.0	2.88	27.2	0.018	-33.2	0.702	-165.3
1600	0.849	177.7	2.75	25.1	0.017	-32.9	0.711	-167.0
1650	0.850	176.5	2.64	23.1	0.016	-32.8	0.715	-168.7
1700	0.850	174.9	2.53	20.8	0.015	-32.6	0.722	-170.6
1750	0.854	173.0	2.44	18.5	0.015	-31.9	0.731	-172.5
1800	0.861	171.4	2.36	16.4	0.014	-31.0	0.738	-174.1
1850	0.868	170.0	2.27	14.4	0.013	-29.7	0.741	-175.9
1900	0.875	168.7	2.19	12.6	0.012	-28.0	0.749	-177.9
1950	0.881	167.5	2.11	11.0	0.012	-26.0	0.759	-179.4
2000	0.886	166.8	2.03	9.6	0.011	-24.3	0.763	179.0
2050	0.882	166.0	1.95	8.0	0.011	-21.0	0.768	177.1
2100	0.878	164.6	1.87	6.2	0.010	-18.4	0.776	175.3
2150	0.877	163.1	1.80	4.2	0.010	-15.2	0.785	174.0
2200	0.883	161.5	1.74	2.2	0.010	-10.2	0.787	172.3
2250	0.891	159.9	1.68	0.1	0.009	-6.5	0.792	170.6
2300	0.892	158.6	1.63	-1.9	0.010	-2.2	0.799	168.9
2350	0.896	157.7	1.58	-3.8	0.009	1.0	0.804	167.5
2400	0.892	156.4	1.53	-5.7	0.009	4.1	0.806	166.0
2450	0.885	155.1	1.47	-7.5	0.010	7.7	0.810	164.3
2500	0.884	153.0	1.43	-9.4	0.010	11.4	0.816	162.7

## Package Dimensions

Package Name	JEITA Package Code	RENESAS Code	Previous Code	MASS[Typ.]	Unit: mm
UPAK	SC-62	PLZZ0004CA-A	UPAK / UPAKV	0.050g	

## Ordering Information

Part Name	Quantity	Shipping Container
RQA0004LXTL-E	1000 pcs	φ178 mm reel, 12 mm emboss taping

Note: For some grades, production may be terminated. Please contact the Renesas sales office to check the state of production before ordering the product.

## Notice

- All information included in this document is current as of the date this document is issued. Such information, however, is subject to change without any prior notice. Before purchasing or using any Renesas Electronics products listed herein, please confirm the latest product information with a Renesas Electronics sales office. Also, please pay regular and careful attention to additional and different information to be disclosed by Renesas Electronics such as that disclosed through our website.
- Renesas Electronics does not assume any liability for infringement of patents, copyrights, or other intellectual property rights of third parties by or arising from the use of Renesas Electronics products or technical information described in this document. No license, express, implied or otherwise, is granted hereby under any patents, copyrights or other intellectual property rights of Renesas Electronics or others.
- You should not alter, modify, copy, or otherwise misappropriate any Renesas Electronics product, whether in whole or in part.
- Descriptions of circuits, software and other related information in this document are provided only to illustrate the operation of semiconductor products and application examples. You are fully responsible for the incorporation of these circuits, software, and information in the design of your equipment. Renesas Electronics assumes no responsibility for any losses incurred by you or third parties arising from the use of these circuits, software, or information.
- When exporting the products or technology described in this document, you should comply with the applicable export control laws and regulations and follow the procedures required by such laws and regulations. You should not use Renesas Electronics products or the technology described in this document for any purpose relating to military applications or use by the military, including but not limited to the development of weapons of mass destruction. Renesas Electronics products and technology may not be used for or incorporated into any products or systems whose manufacture, use, or sale is prohibited under any applicable domestic or foreign laws or regulations.
- Renesas Electronics has used reasonable care in preparing the information included in this document, but Renesas Electronics does not warrant that such information is error free. Renesas Electronics assumes no liability whatsoever for any damages incurred by you resulting from errors in or omissions from the information included herein.
- Renesas Electronics products are classified according to the following three quality grades: "Standard", "High Quality", and "Specific". The recommended applications for each Renesas Electronics product depends on the product's quality grade, as indicated below. You must check the quality grade of each Renesas Electronics product before using it in a particular application. You may not use any Renesas Electronics product for any application categorized as "Specific" without the prior written consent of Renesas Electronics. Further, you may not use any Renesas Electronics product for any application for which it is not intended without the prior written consent of Renesas Electronics. Renesas Electronics shall not be in any way liable for any damages or losses incurred by you or third parties arising from the use of any Renesas Electronics product for an application categorized as "Specific" or for which the product is not intended where you have failed to obtain the prior written consent of Renesas Electronics. The quality grade of each Renesas Electronics product is "Standard" unless otherwise expressly specified in a Renesas Electronics data sheets or data books, etc.  
"Standard": Computers; office equipment; communications equipment; test and measurement equipment; audio and visual equipment; home electronic appliances; machine tools; personal electronic equipment; and industrial robots.  
"High Quality": Transportation equipment (automobiles, trains, ships, etc.); traffic control systems; anti-disaster systems; anti-crime systems; safety equipment; and medical equipment not specifically designed for life support.  
"Specific": Aircraft; aerospace equipment; submersible repeaters; nuclear reactor control systems; medical equipment or systems for life support (e.g. artificial life support devices or systems), surgical implantations, or healthcare intervention (e.g. excision, etc.), and any other applications or purposes that pose a direct threat to human life.
- You should use the Renesas Electronics products described in this document within the range specified by Renesas Electronics, especially with respect to the maximum rating, operating supply voltage range, movement power voltage range, heat radiation characteristics, installation and other product characteristics. Renesas Electronics shall have no liability for malfunctions or damages arising out of the use of Renesas Electronics products beyond such specified ranges.
- Although Renesas Electronics endeavors to improve the quality and reliability of its products, semiconductor products have specific characteristics such as the occurrence of failure at a certain rate and malfunctions under certain use conditions. Further, Renesas Electronics products are not subject to radiation resistance design. Please be sure to implement safety measures to guard them against the possibility of physical injury, and injury or damage caused by fire in the event of the failure of a Renesas Electronics product, such as safety design for hardware and software including but not limited to redundancy, fire control and malfunction prevention, appropriate treatment for aging degradation or any other appropriate measures. Because the evaluation of microcomputer software alone is very difficult, please evaluate the safety of the final products or system manufactured by you.
- Please contact a Renesas Electronics sales office for details as to environmental matters such as the environmental compatibility of each Renesas Electronics product. Please use Renesas Electronics products in compliance with all applicable laws and regulations that regulate the inclusion or use of controlled substances, including without limitation, the EU RoHS Directive. Renesas Electronics assumes no liability for damages or losses occurring as a result of your noncompliance with applicable laws and regulations.
- This document may not be reproduced or duplicated, in any form, in whole or in part, without prior written consent of Renesas Electronics.
- Please contact a Renesas Electronics sales office if you have any questions regarding the information contained in this document or Renesas Electronics products, or if you have any other inquiries.  
(Note 1) "Renesas Electronics" as used in this document means Renesas Electronics Corporation and also includes its majority-owned subsidiaries.  
(Note 2) "Renesas Electronics product(s)" means any product developed or manufactured by or for Renesas Electronics.



### SALES OFFICES

Renesas Electronics Corporation

<http://www.renesas.com>

Refer to "<http://www.renesas.com/>" for the latest and detailed information.

**Renesas Electronics America Inc.**  
2880 Scott Boulevard Santa Clara, CA 95050-2554, U.S.A.  
Tel: +1-408-588-6000, Fax: +1-408-588-6130

**Renesas Electronics Canada Limited**  
1101 Nicholson Road, Newmarket, Ontario L3Y 9C3, Canada  
Tel: +1-905-898-5441, Fax: +1-905-898-3220

**Renesas Electronics Europe Limited**  
Dukes Meadow, Millboard Road, Bourne End, Buckinghamshire, SL8 5FH, U.K.  
Tel: +44-1628-585-100, Fax: +44-1628-585-900

**Renesas Electronics Europe GmbH**  
Arcadiastrasse 10, 40472 Düsseldorf, Germany  
Tel: +49-211-65030, Fax: +49-211-6503-1327

**Renesas Electronics (China) Co., Ltd.**  
7th Floor, Quantum Plaza, No.27 ZhiChunLu Haidian District, Beijing 100083, P.R.China  
Tel: +86-10-8235-1155, Fax: +86-10-8235-7679

**Renesas Electronics (Shanghai) Co., Ltd.**  
Unit 204, 205, AZIA Center, No.1233 Lujiazui Ring Rd., Pudong District, Shanghai 200120, China  
Tel: +86-21-5877-1818, Fax: +86-21-6887-7858 / -7898

**Renesas Electronics Hong Kong Limited**  
Unit 1601-1613, 16/F., Tower 2, Grand Century Place, 193 Prince Edward Road West, Mongkok, Kowloon, Hong Kong  
Tel: +852-2886-9318, Fax: +852 2886-9022/9044

**Renesas Electronics Taiwan Co., Ltd.**  
13F, No. 363, Fu Shing North Road, Taipei, Taiwan  
Tel: +886-2-8175-9600, Fax: +886 2-8175-9670

**Renesas Electronics Singapore Pte. Ltd.**  
1 HarbourFront Avenue, #06-10, Keppel Bay Tower, Singapore 098632  
Tel: +65-6213-0200, Fax: +65-6278-8001

**Renesas Electronics Malaysia Sdn.Bhd.**  
Unit 906, Block B, Menara Amcorp, Amcorp Trade Centre, No. 18, Jin Persiaran Barat, 46050 Petaling Jaya, Selangor Darul Ehsan, Malaysia  
Tel: +60-3-7955-9390, Fax: +60-3-7955-9510

**Renesas Electronics Korea Co., Ltd.**  
11F., Samik Lavied' or Bldg., 720-2 Yeoksam-Dong, Kangnam-Ku, Seoul 135-080, Korea  
Tel: +82-2-558-3737, Fax: +82-2-558-5141