

# HITJ0204MP

-20V, -1.6A, 280mΩmax.  
Silicon P Channel MOS FET  
Power Switching

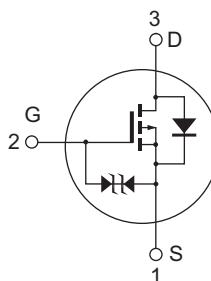
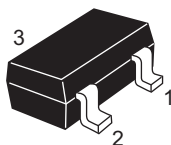
R07DS0476EJ0200  
Rev.2.00  
May 09, 2013

## Features

- Low on-resistance  
 $R_{DS(on)} = 219 \text{ m}\Omega$  typ ( $V_{GS} = -4.5 \text{ V}$ ,  $I_D = -0.8 \text{ A}$ )
- Low drive current
- High speed switching
- 2.5 V gate drive

## Outline

RENESAS Package code: PLSP0003ZB-A  
(Package name: MPAK)



1. Source
2. Gate
3. Drain

Note: Marking is "XV".

## Absolute Maximum Ratings

( $T_a = 25^\circ\text{C}$ )

Item	Symbol	Ratings	Unit
Drain to source voltage	$V_{DSS}$	-20	V
Gate to source voltage	$V_{GSS}$	+8 / -12	V
Drain current	$I_D$	-1.6	A
Drain peak current	$I_{D(pulse)}$ <sup>Note1</sup>	-4.0	A
Body - drain diode reverse drain current	$I_{DR}$	-1.6	A
Channel dissipation	$P_{ch}$ <sup>Note2</sup>	0.8	W
Channel temperature	$T_{ch}$	150	$^\circ\text{C}$
Storage temperature	$T_{stg}$	-55 to +150	$^\circ\text{C}$

- Notes: 1.  $PW \leq 10 \mu\text{s}$ , duty cycle  $\leq 1\%$   
2. When using the glass epoxy board (FR-4: 40 x 40 x 1 mm)

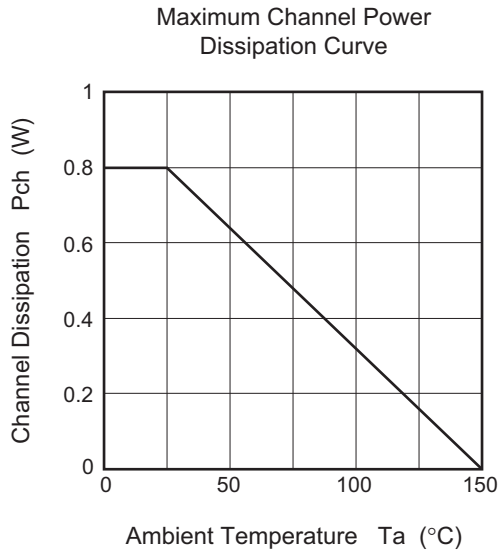
## Electrical Characteristics

(Ta = 25°C)

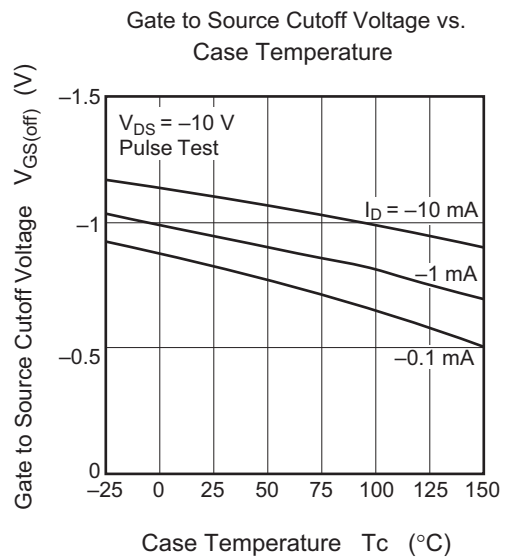
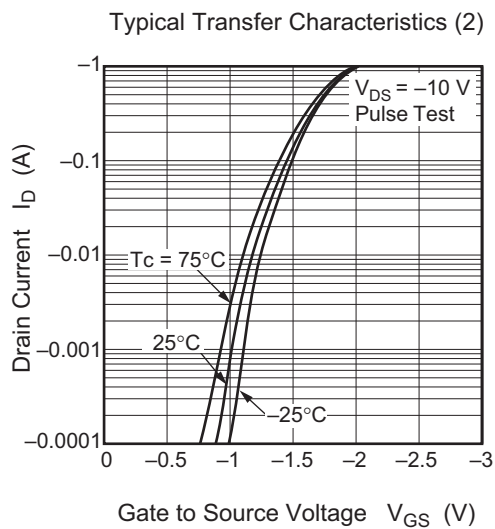
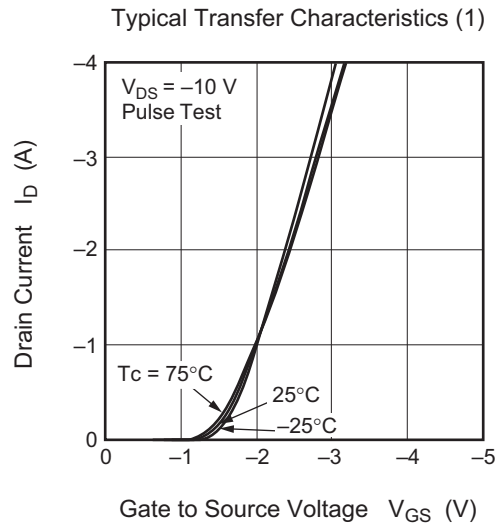
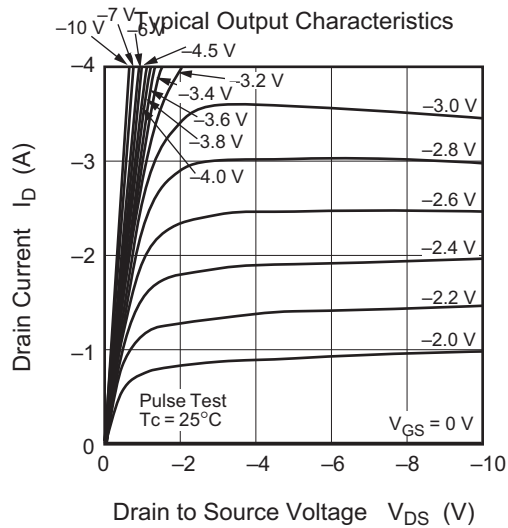
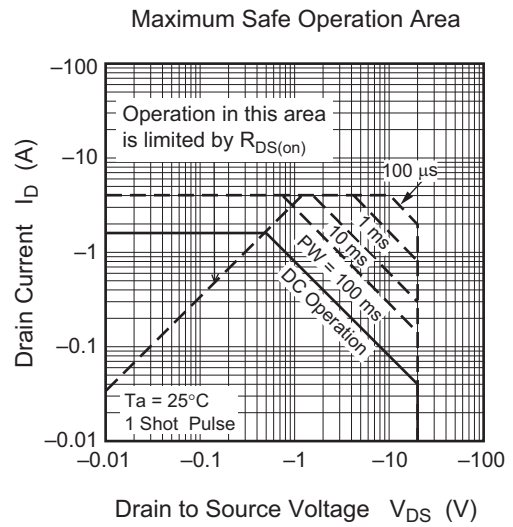
Item	Symbol	Min	Typ	Max	Unit	Test conditions
Drain to source breakdown voltage	$V_{(BR)DSS}$	-20	—	—	V	$I_D = -10 \text{ mA}$ , $V_{GS} = 0$
Gate to source breakdown voltage	$V_{(BR)GSS}$	+8	—	—	V	$I_G = +100 \text{ } \mu\text{A}$ , $V_{DS} = 0$
	$V_{(BR)GSS}$	-12	—	—	V	$I_G = -100 \text{ } \mu\text{A}$ , $V_{DS} = 0$
Gate to source leak current	$I_{GSS}$	—	—	+10	$\mu\text{A}$	$V_{GS} = +6 \text{ V}$ , $V_{DS} = 0$
	$I_{GSS}$	—	—	-10	$\mu\text{A}$	$V_{GS} = -10 \text{ V}$ , $V_{DS} = 0$
Drain to source leak current	$I_{DSS}$	—	—	-1	$\mu\text{A}$	$V_{DS} = -20 \text{ V}$ , $V_{GS} = 0$
Gate to source cutoff voltage	$V_{GS(off)}$	-0.4	—	-1.4	V	$V_{DS} = -10 \text{ V}$ , $I_D = -1 \text{ mA}$
Drain to source on state resistance	$R_{DS(on)}$	—	219	280	$\text{m}\Omega$	$I_D = -0.8 \text{ A}$ , $V_{GS} = -4.5 \text{ V}^{\text{Note3}}$
	$R_{DS(on)}$	—	363	510	$\text{m}\Omega$	$I_D = -0.8 \text{ A}$ , $V_{GS} = -2.5 \text{ V}^{\text{Note3}}$
Forward transfer admittance	$ y_{fs} $	1.3	1.9	—	S	$I_D = -0.8 \text{ A}$ , $V_{DS} = -10 \text{ V}^{\text{Note3}}$
Input capacitance	$C_{iss}$	—	153	—	pF	$V_{DS} = -10 \text{ V}$
Output capacitance	$C_{oss}$	—	37	—	pF	$V_{GS} = 0$
Reverse transfer capacitance	$C_{rss}$	—	31	—	pF	$f = 1 \text{ MHz}$
Turn - on delay time	$t_{d(on)}$	—	14	—	ns	$I_D = -0.8 \text{ A}$
Rise time	$t_r$	—	33	—	ns	$V_{GS} = -4.5 \text{ V}$
Turn - off delay time	$t_{d(off)}$	—	24	—	ns	$R_L = 12.5 \text{ } \Omega$
Fall time	$t_f$	—	8	—	ns	$R_g = 4.7 \text{ } \Omega$
Total gate charge	$Q_g$	—	2.2	—	nC	$V_{DD} = -10 \text{ V}$
Gate to source charge	$Q_{gs}$	—	0.5	—	nC	$V_{GS} = -4.5 \text{ V}$
Gate to drain charge	$Q_{gd}$	—	0.9	—	nC	$I_D = -1.6 \text{ A}$
Body - drain diode forward voltage	$V_{DF}$	—	-0.85	-1.1	V	$I_F = -1.6 \text{ A}$ , $V_{GS} = 0^{\text{Note3}}$

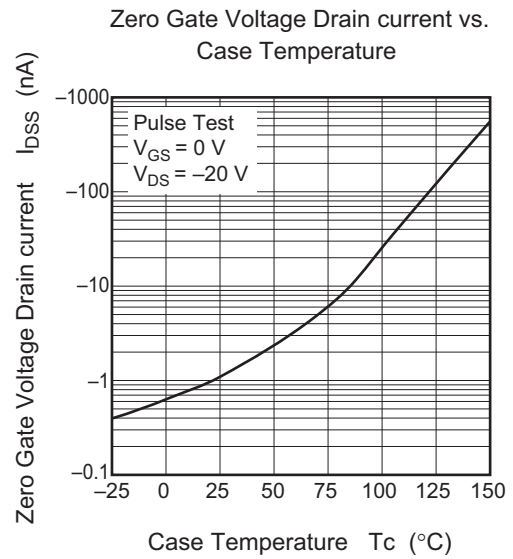
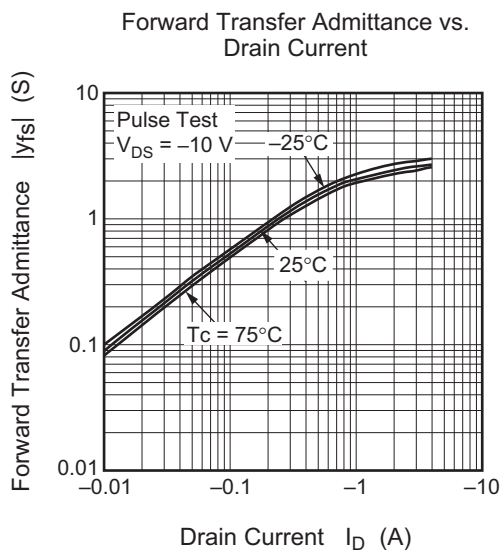
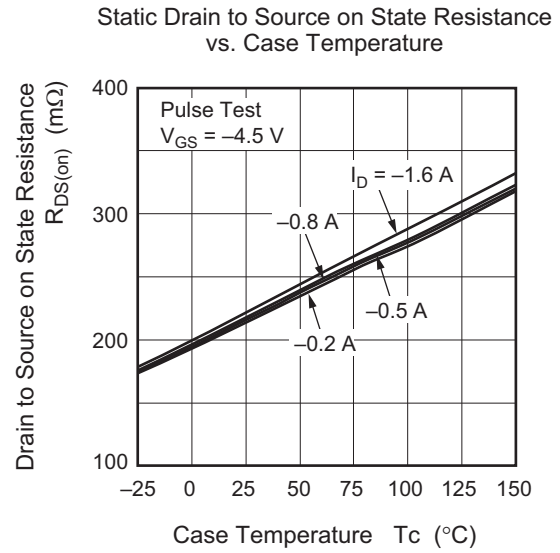
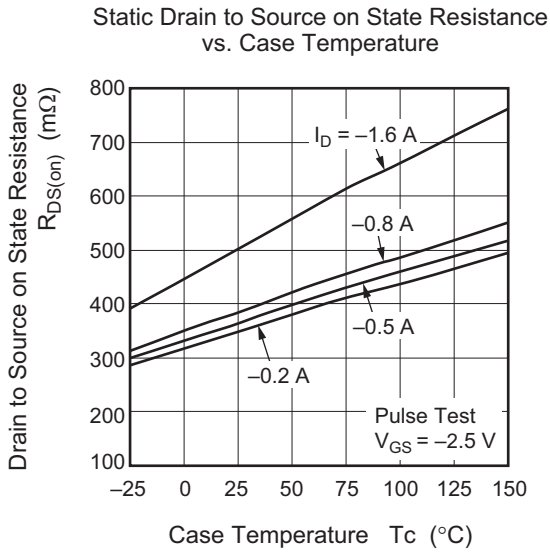
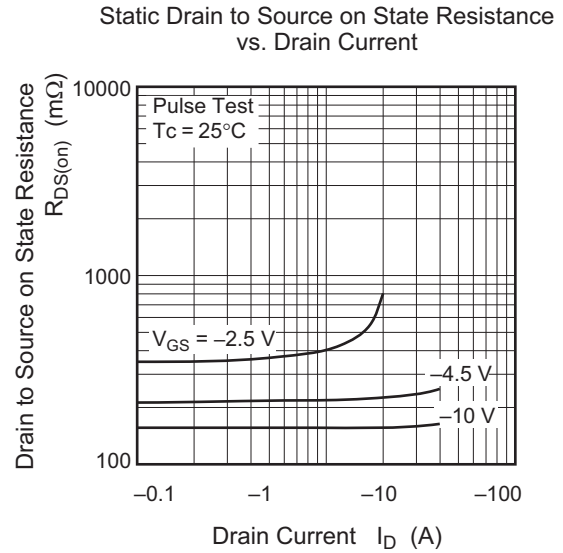
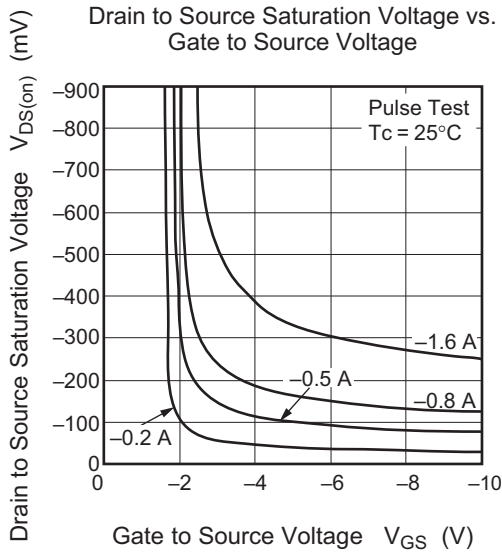
Notes: 3. Pulse test

Main Characteristics

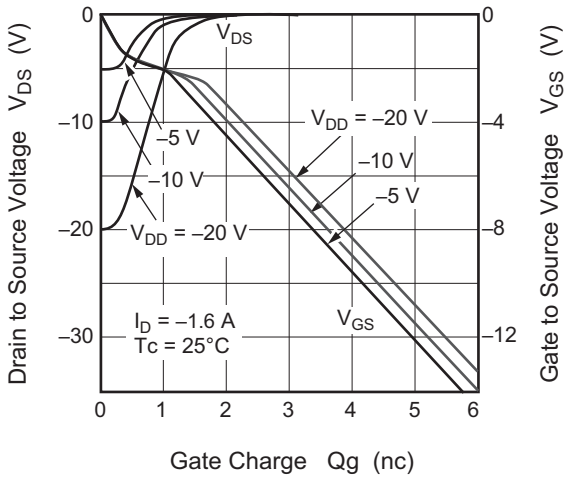


\*When using the glass epoxy board (FR-4: 40 × 40 × 1 mm)

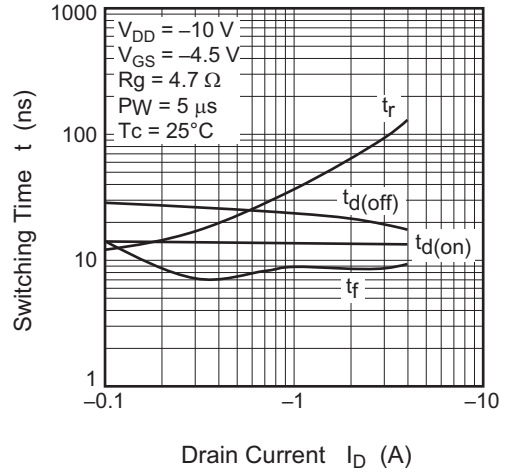




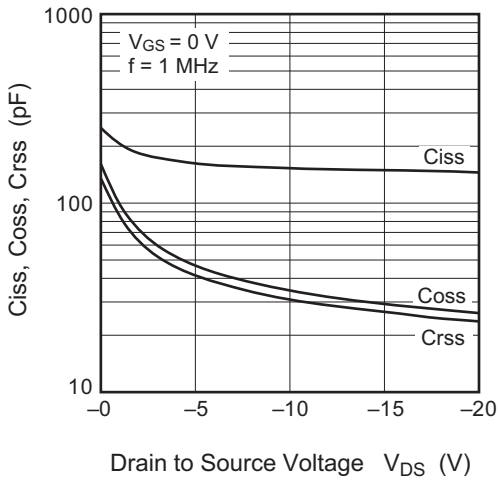
Dynamic Input Characteristics



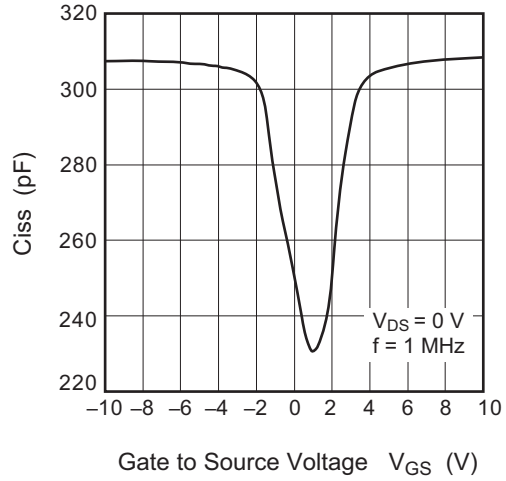
Switching Characteristics



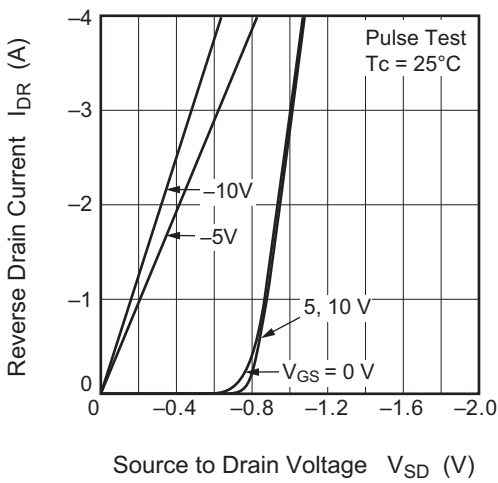
Typical Capacitance vs. Drain to Source Voltage



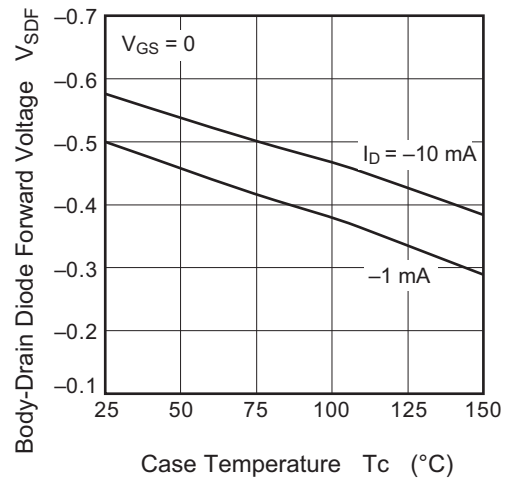
Input Capacitance vs. Gate to Source Voltage



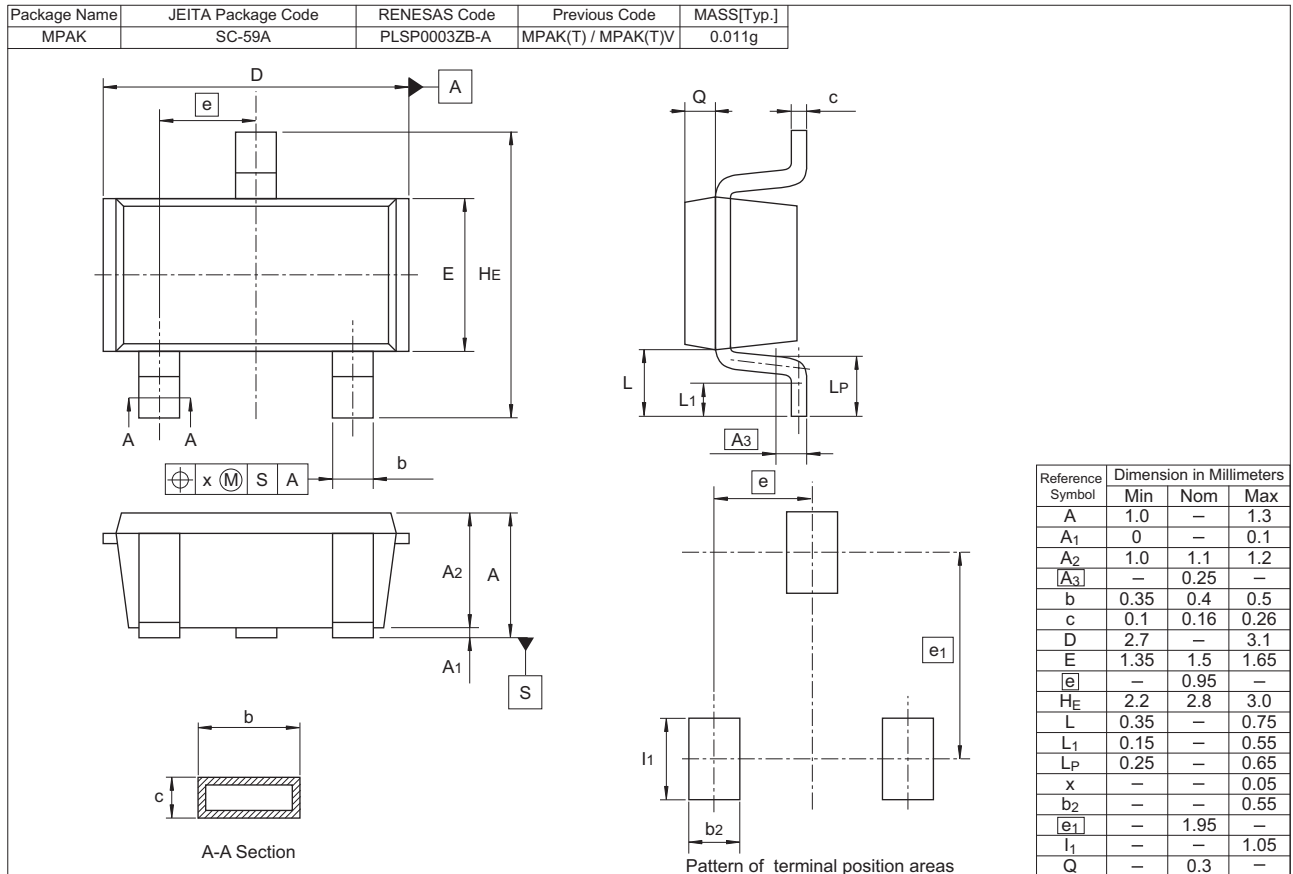
Reverse Drain Current vs. Source to Drain Voltage



Body-Drain Diode Forward Voltage vs. Case Temperature



### Package Dimensions



### Ordering Information

Orderable Part Number	Quantity	Shipping Container
HITJ0204MPTL-HQ	3000 pcs.	φ178 mm reel, 8 mm Emboss taping

Note: This product is designed for consumer use and not for automotive.

## Notice

1. Descriptions of circuits, software and other related information in this document are provided only to illustrate the operation of semiconductor products and application examples. You are fully responsible for the incorporation of these circuits, software, and information in the design of your equipment. Renesas Electronics assumes no responsibility for any losses incurred by you or third parties arising from the use of these circuits, software, or information.
  2. Renesas Electronics has used reasonable care in preparing the information included in this document, but Renesas Electronics does not warrant that such information is error free. Renesas Electronics assumes no liability whatsoever for any damages incurred by you resulting from errors in or omissions from the information included herein.
  3. Renesas Electronics does not assume any liability for infringement of patents, copyrights, or other intellectual property rights of third parties by or arising from the use of Renesas Electronics products or technical information described in this document. No license, express, implied or otherwise, is granted hereby under any patents, copyrights or other intellectual property rights of Renesas Electronics or others.
  4. You should not alter, modify, copy, or otherwise misappropriate any Renesas Electronics product, whether in whole or in part. Renesas Electronics assumes no responsibility for any losses incurred by you or third parties arising from such alteration, modification, copy or otherwise misappropriation of Renesas Electronics product.
  5. Renesas Electronics products are classified according to the following two quality grades: "Standard" and "High Quality". The recommended applications for each Renesas Electronics product depends on the product's quality grade, as indicated below.  
"Standard": Computers; office equipment; communications equipment; test and measurement equipment; audio and visual equipment; home electronic appliances; machine tools; personal electronic equipment; and industrial robots etc.  
"High Quality": Transportation equipment (automobiles, trains, ships, etc.); traffic control systems; anti-disaster systems; anti-crime systems; and safety equipment etc.  
Renesas Electronics products are neither intended nor authorized for use in products or systems that may pose a direct threat to human life or bodily injury (artificial life support devices or systems, surgical implantations etc.), or may cause serious property damages (nuclear reactor control systems, military equipment etc.). You must check the quality grade of each Renesas Electronics product before using it in a particular application. You may not use any Renesas Electronics product for any application for which it is not intended. Renesas Electronics shall not be in any way liable for any damages or losses incurred by you or third parties arising from the use of any Renesas Electronics product for which the product is not intended by Renesas Electronics.
  6. You should use the Renesas Electronics products described in this document within the range specified by Renesas Electronics, especially with respect to the maximum rating, operating supply voltage range, movement power voltage range, heat radiation characteristics, installation and other product characteristics. Renesas Electronics shall have no liability for malfunctions or damages arising out of the use of Renesas Electronics products beyond such specified ranges.
  7. Although Renesas Electronics endeavors to improve the quality and reliability of its products, semiconductor products have specific characteristics such as the occurrence of failure at a certain rate and malfunctions under certain use conditions. Further, Renesas Electronics products are not subject to radiation resistance design. Please be sure to implement safety measures to guard them against the possibility of physical injury, and injury or damage caused by fire in the event of the failure of a Renesas Electronics product, such as safety design for hardware and software including but not limited to redundancy, fire control and malfunction prevention, appropriate treatment for aging degradation or any other appropriate measures. Because the evaluation of microcomputer software alone is very difficult, please evaluate the safety of the final products or systems manufactured by you.
  8. Please contact a Renesas Electronics sales office for details as to environmental matters such as the environmental compatibility of each Renesas Electronics product. Please use Renesas Electronics products in compliance with all applicable laws and regulations that regulate the inclusion or use of controlled substances, including without limitation, the EU RoHS Directive. Renesas Electronics assumes no liability for damages or losses occurring as a result of your noncompliance with applicable laws and regulations.
  9. Renesas Electronics products and technology may not be used for or incorporated into any products or systems whose manufacture, use, or sale is prohibited under any applicable domestic or foreign laws or regulations. You should not use Renesas Electronics products or technology described in this document for any purpose relating to military applications or use by the military, including but not limited to the development of weapons of mass destruction. When exporting the Renesas Electronics products or technology described in this document, you should comply with the applicable export control laws and regulations and follow the procedures required by such laws and regulations.
  10. It is the responsibility of the buyer or distributor of Renesas Electronics products, who distributes, disposes of, or otherwise places the product with a third party, to notify such third party in advance of the contents and conditions set forth in this document, Renesas Electronics assumes no responsibility for any losses incurred by you or third parties as a result of unauthorized use of Renesas Electronics products.
  11. This document may not be reproduced or duplicated in any form, in whole or in part, without prior written consent of Renesas Electronics.
  12. Please contact a Renesas Electronics sales office if you have any questions regarding the information contained in this document or Renesas Electronics products, or if you have any other inquiries.
- (Note 1) "Renesas Electronics" as used in this document means Renesas Electronics Corporation and also includes its majority-owned subsidiaries.  
(Note 2) "Renesas Electronics product(s)" means any product developed or manufactured by or for Renesas Electronics.



### SALES OFFICES

Renesas Electronics Corporation

<http://www.renesas.com>

Refer to "<http://www.renesas.com/>" for the latest and detailed information.

**Renesas Electronics America Inc.**  
2880 Scott Boulevard Santa Clara, CA 95050-2554, U.S.A.  
Tel: +1-408-588-6000, Fax: +1-408-588-6130

**Renesas Electronics Canada Limited**  
1101 Nicholson Road, Newmarket, Ontario L3Y 9C3, Canada  
Tel: +1-905-898-5441, Fax: +1-905-898-3220

**Renesas Electronics Europe Limited**  
Dukes Meadow, Millboard Road, Bourne End, Buckinghamshire, SL8 5FH, U.K.  
Tel: +44-1628-651-700, Fax: +44-1628-651-804

**Renesas Electronics Europe GmbH**  
Arcadiastrasse 10, 40472 Düsseldorf, Germany  
Tel: +49-211-65030, Fax: +49-211-6503-1327

**Renesas Electronics (China) Co., Ltd.**  
7th Floor, Quantum Plaza, No.27 ZhiChunLu Haidian District, Beijing 100083, P.R.China  
Tel: +86-10-8235-1155, Fax: +86-10-8235-7679

**Renesas Electronics (Shanghai) Co., Ltd.**  
Unit 204, 205, AZIA Center, No.1233 Lujiazui Ring Rd., Pudong District, Shanghai 200120, China  
Tel: +86-21-5877-1818, Fax: +86-21-6887-7858 / -7898

**Renesas Electronics Hong Kong Limited**  
Unit 1601-1613, 16/F., Tower 2, Grand Century Place, 193 Prince Edward Road West, Mongkok, Kowloon, Hong Kong  
Tel: +852-2886-9318, Fax: +852 2886-9022/9044

**Renesas Electronics Taiwan Co., Ltd.**  
13F, No. 363, Fu Shing North Road, Taipei, Taiwan  
Tel: +886-2-8175-9600, Fax: +886 2-8175-9670

**Renesas Electronics Singapore Pte. Ltd.**  
80 Bendemeer Road, Unit #06-02 Hyflux Innovation Centre Singapore 339949  
Tel: +65-6213-0200, Fax: +65-6213-0300

**Renesas Electronics Malaysia Sdn.Bhd.**  
Unit 906, Block B, Menara Amcorp, Amcorp Trade Centre, No. 18, Jln Persiaran Barat, 46050 Petaling Jaya, Selangor Darul Ehsan, Malaysia  
Tel: +60-3-7955-3390, Fax: +60-3-7955-9510

**Renesas Electronics Korea Co., Ltd.**  
11F., Samik Laviel' or Bldg., 720-2 Yeoksam-Dong, Kangnam-Ku, Seoul 135-080, Korea  
Tel: +82-2-558-3737, Fax: +82-2-558-5141