

2SK2803

External dimensions 1 FM20

Absolute Maximum Ratings (Ta = 25°C)

Symbol	Ratings	Unit
V _{DSS}	450	V
V _{GSS}	±30	V
I _D	±3	A
I _D (pulse) *1	±12	A
P _D	30 (T _c = 25°C)	W
EAS *2	30	mJ
I _{AS}	3	A
T _{ch}	150	°C
T _{stg}	-55 to +150	°C

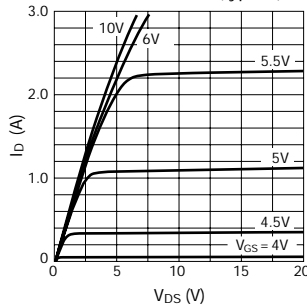
*1: P_w ≤ 100μs, duty cycle ≤ 1%

*2: V_{DD} = 30V, L = 6.3mH, I_L = 3.0A, unclamped, R_G = 50Ω, See Figure 1 on Page 5.

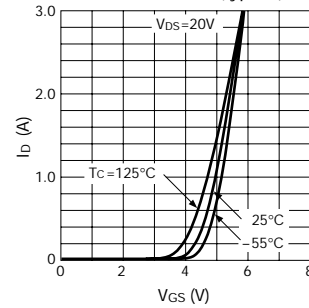
Electrical Characteristics (Ta = 25°C)

Symbol	Ratings			Unit	Conditions
	min	typ	max		
V _{(BR) DSS}	450			V	I _D = 100μA, V _{GS} = 0V
I _{GSS}			±100	nA	V _{GS} = ±30V
I _{DSS}			100	μA	V _{DS} = 450V, V _{GS} = 0V
V _{TH}	2.0		4.0	V	V _{DS} = 10V, I _D = 1mA
Re (yfs)	1.5	2.1		S	V _{DS} = 20V, I _D = 1.5A
R _{DS(on)}		2.1	2.8	Ω	V _{GS} = 10V, I _D = 1.5A
C _{iss}		340		pF	V _{DS} = 10V, f = 1.0MHz, V _{GS} = 0V
C _{oss}		75		pF	
C _{rss}		26		pF	
t _{d(on)}		18		ns	I _D = 1.5A, V _{DD} = 200V, R _L = 133Ω, V _{GS} = 10V, See Figure 2 on Page 5.
t _r		30		ns	
t _{d(off)}		45		ns	
t _f		85		ns	
V _{SD}		0.9	1.4	V	I _{SD} = 3A, V _{GS} = 0V

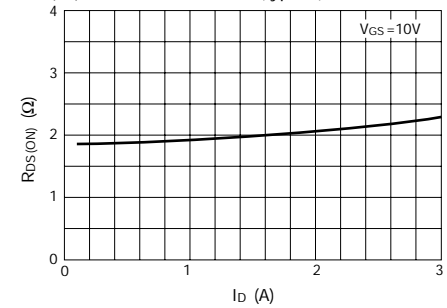
I_D - V_{DS} Characteristics (typical)



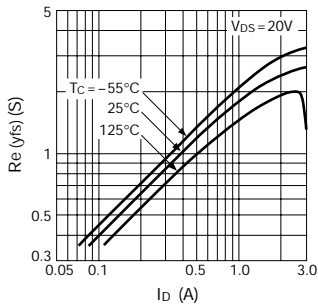
I_D - V_{GS} Characteristics (typical)



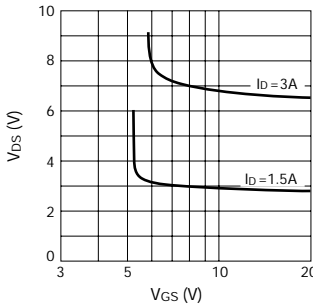
R_{DS(on)} - I_D Characteristics (typical)



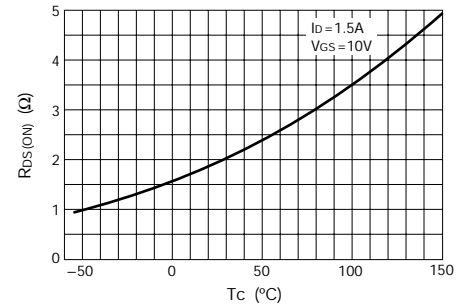
Re (yfs) - I_D Characteristics (typical)



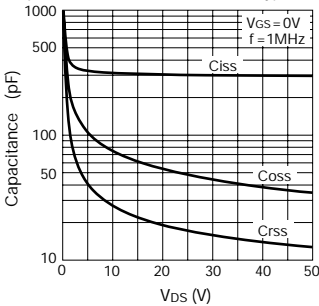
V_{DS} - V_{GS} Characteristics (typical)



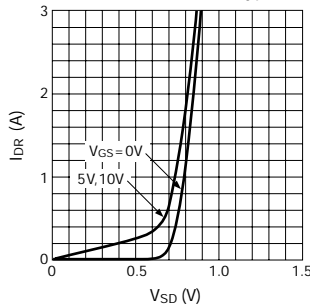
R_{DS(on)} - T_c Characteristics (typical)



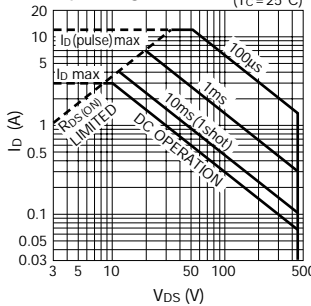
Capacitance - V_{DS} Characteristics (typical)



I_{DR} - V_{SD} Characteristics (typical)



Safe Operating Area (T_c = 25°C)



P_D - Ta Characteristics

