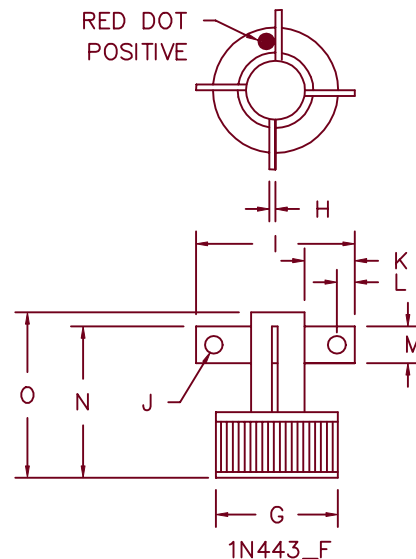
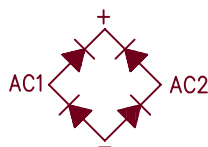
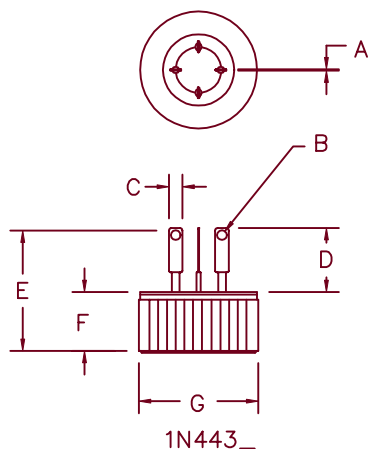
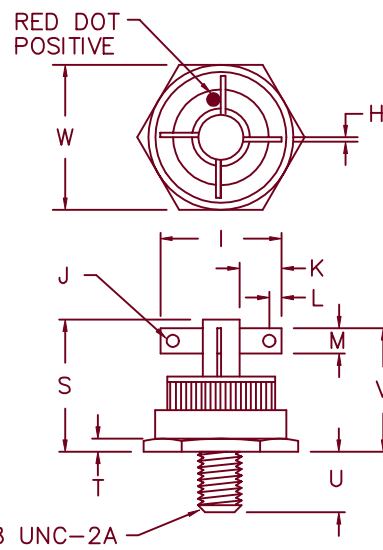
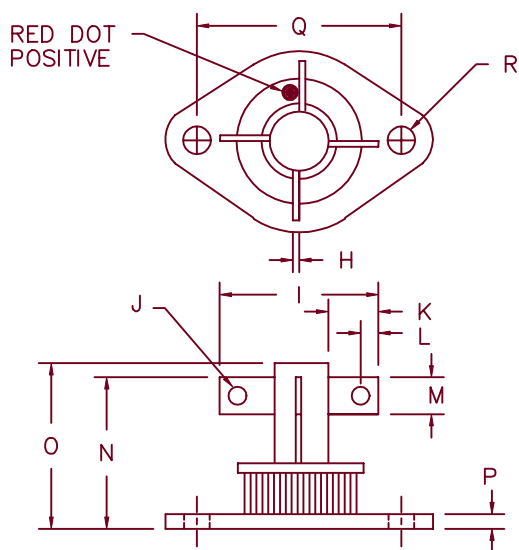


Single Phase Bridge Rectifier 1N4436 — 1N4438



Note: Electrically Isolated



1N443_FT ← For Parts w/o Flags Delete F → 1N443_FS

| Dim. | Inches | | Millimeter | | Notes |
|------|---------|-----------|------------|---------|-------|
| | Minimum | Maximum | Minimum | Maximum | |
| A | .018 | .028 | 0.46 | 0.71 | |
| B | --- | .070 typ. | --- | --- | Dia. |
| C | --- | .125 typ. | --- | --- | |
| D | .290 | .330 | 7.37 | 8.38 | |
| E | --- | .825 | --- | 20.95 | |
| F | .390 | .420 | 9.90 | 10.67 | |
| G | .751 | .755 | 19.07 | 19.18 | |
| H | --- | .032 typ. | --- | --- | |
| I | --- | 1.0 | --- | 25.4 | |
| J | --- | .11 typ. | --- | --- | Dia. |
| K | .250 | --- | 6.35 | --- | |

| Dim. | Inches | | Millimeter | | Notes |
|------|---------|-----------|------------|---------|-------|
| | Minimum | Maximum | Minimum | Maximum | |
| L | --- | .125 Typ. | --- | --- | |
| M | --- | .187 Typ. | --- | --- | |
| N | --- | .830 | --- | 21.08 | |
| O | --- | .930 | --- | 23.62 | |
| P | --- | .135 | --- | 3.43 | |
| Q | 1.177 | 1.197 | 29.90 | 30.40 | |
| R | .151 | .161 | 3.84 | 4.10 | Dia. |
| S | --- | 1.20 | --- | 30.48 | |
| T | --- | .125 typ. | --- | --- | |
| U | .340 | .400 | 8.64 | 10.16 | |
| V | --- | 1.10 | --- | 27.94 | |
| W | --- | .875 | --- | 22.83 | |

1N4436 – 1N4438

| Microsemi Catalog Number | Repetitive Peak Reverse Voltage |
|-----------------------------|------------------------------------|
| 1N4436 | 200V |
| 1N4437 | 400V |
| 1N4438 | 600V |

- Glass Passivated Die
- Hermetically sealed
- Soft Recovery
- 160°C Junction temperature
- 2000VDC Isolation voltage

| Electrical Characteristics | | |
|-----------------------------------|---------------------------|---|
| DC forward current output | I_o 10A | $T_c = 100^\circ\text{C}$, $R_{\theta JC} = 1.5^\circ\text{C/W}$ |
| Maximum Surge Current | I_{FSM} 100 Amps | |
| Maximum I^2t For Fusing | I^2t 40A ² s | |
| Max. Peak Forward Voltage per leg | V_{FM} 1.2 Volts | $I_{FM} = 10\text{A}$; $T_J = 25^\circ\text{C}$ |
| Max. Peak Reverse Current | I_{RM} 10 μA | V_{RRM} , $T_J = 25^\circ\text{C}$ |
| Max. Peak Reverse Current | I_{RM} 1.0 mA | V_{RRM} , $T_J = 150^\circ\text{C}$ |

| Thermal and Mechanical Characteristics | | |
|--|-----------------|---|
| Storage temp range | $T_{STG, TOP}$ | -65°C to $+160^\circ\text{C}$ |
| Max thermal resistance | $R_{\theta JC}$ | 1.5°C/W junction to case |

1N4436-1N4438

Figure 1
Typical Forward Characteristics

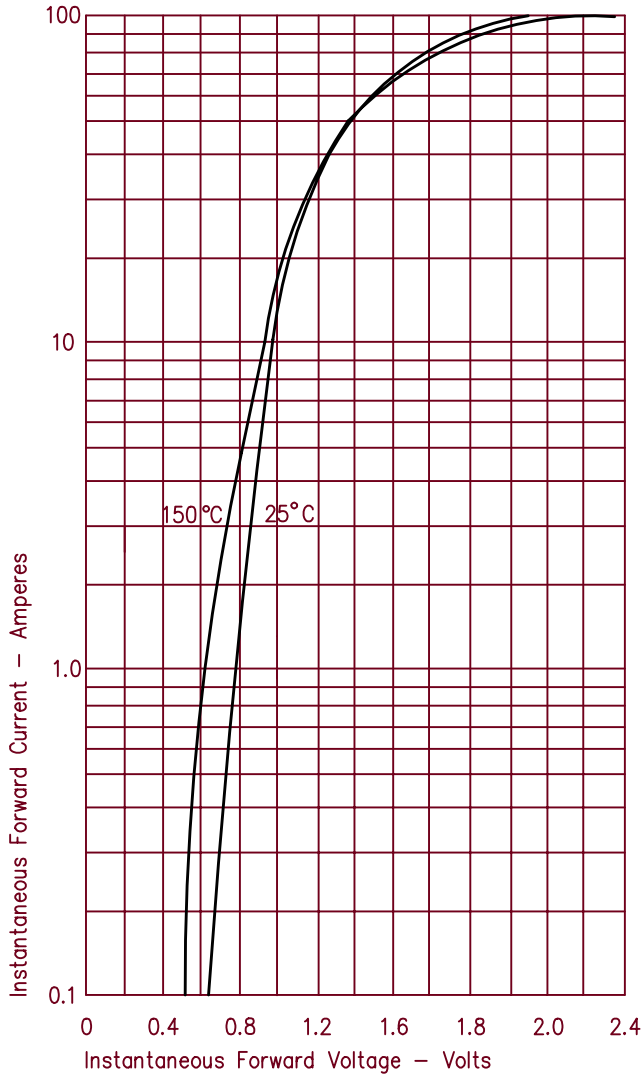


Figure 3
Forward Current Derating

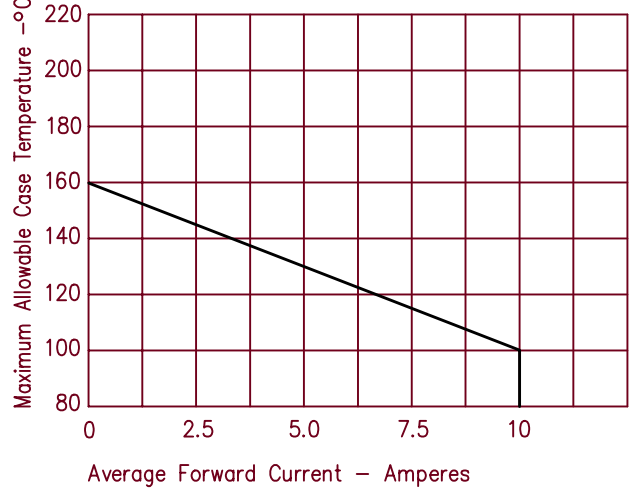


Figure 2
Typical Reverse Characteristics

