



CHENMKO ENTERPRISE CO.,LTD

Halogens free devices

SURFACE MOUNT SCHOTTKY DIODE

VOLTAGE 30 Volts CURRENT 0.2 Ampere

BAT54GP

APPLICATION

* Ultra high speed switching

FEATURE


- * Small surface mounting type. (SOT-23)
- * High speed. ($T_{RR}=2.5nSec$ Typ.)
- * Suitable for high packing density.
- * Maximum total power dissipation is 230mW.
- * Peak forward current is 300mA.

CONSTRUCTION

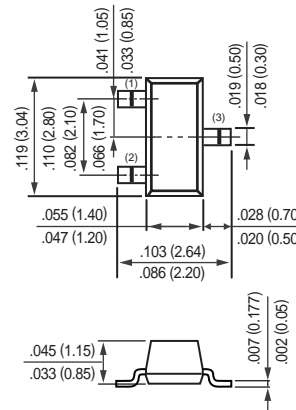
* Silicon epitaxial planar

MARKING

* LV4



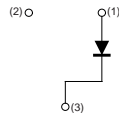
SOT-23



Dimensions in millimeters

SOT-23

CIRCUIT



RATINGS	SYMBOL	BAT54GP	UNITS
Maximum Recurrent Peak Reverse Voltage	VRRM	30	Volts
Maximum RMS Voltage	VRMS	21	Volts
Maximum DC Blocking Voltage	VDC	30	Volts
Maximum Average Forward Rectified Current	Io	0.2	Amps
Peak Forward Surge Current at 1Sec.	IFSM	0.6	Amps
Typical Junction Capacitance between Terminal (Note 1)	CJ	10	pF
Maximum Reverse Recovery Time (Note 2)	TRR	5.0	nSec
Maximum Operating Temperature Range	TJ	+150	°C
Storage Temperature Range	TSTG	-55 to +150	°C

ELECTRICAL CHARACTERISTICS (At TA = 25°C unless otherwise noted)

CHARACTERISTICS	SYMBOL	BAT54GP	UNITS
Maximum Instantaneous Forward Voltage at If= 100mA	VF	1.0	Volts
Maximum Average Reverse Current at Vr= 25V	IR	2.0	uAmps

NOTES : 1. Measured at 1.0 MHz and applied reverse voltage of 1.0 volts.
2. Measured at applied forward current of 10mA and reverse current of 10mA.
3. ESD sensitive product handling required.

RATING CHARACTERISTIC CURVES (BAT54GP)

FIG. 1 - FORWARD CHARACTERISTICS

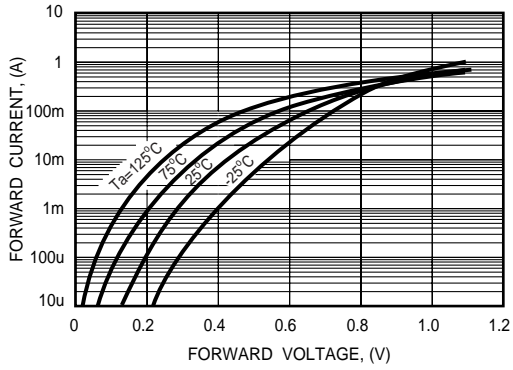


FIG. 2 - REVERSE CHARACTERISTICS

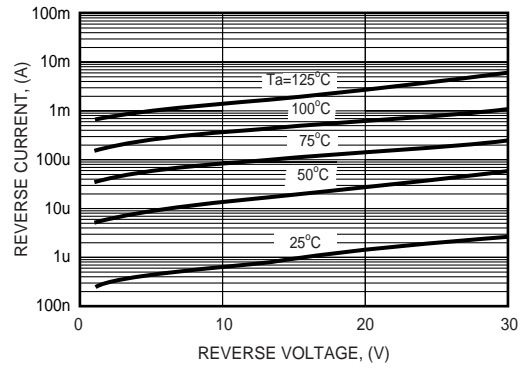


FIG. 3 - TYPICAL JUNCTION CAPACITANCE

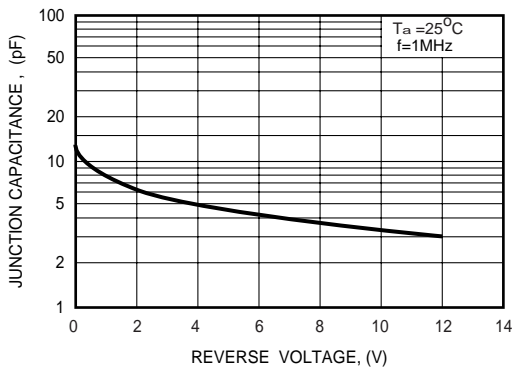


FIG. 4 - TYPICAL FORWARD CURRENT DERATING CURVE

