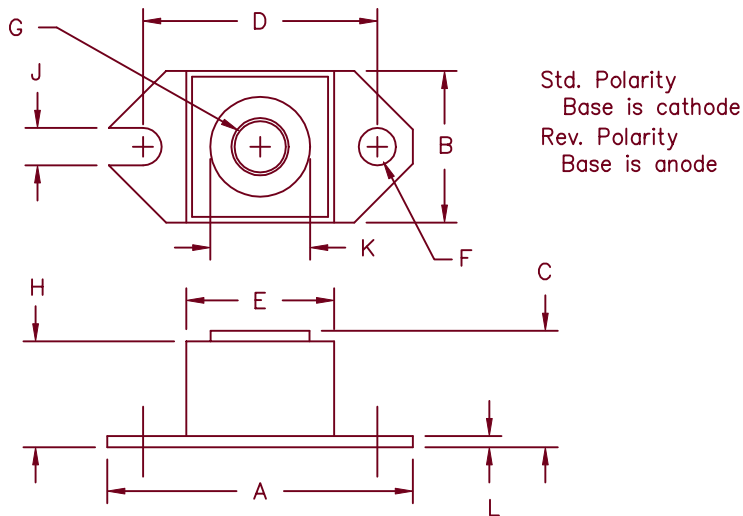


# 180 Amp Schottky Rectifier HS18135—HS18145



Dim.	Inches		Millimeter		Notes
	Minimum	Maximum	Minimum	Maximum	
A	1.52	1.56	38.61	39.62	
B	.725	.775	18.42	19.69	
C	.605	.625	15.37	15.88	
D	1.182	1.192	30.02	30.28	
E	.745	.755	18.92	19.18	Sq.
F	.152	.160	3.86	4.06	Dia.
G			1/4-20 UNC-2B		
H	.545	.580	13.84	14.73	
J	.156	.160	3.96	4.06	
K	.495	.505	12.57	12.83	Dia.
L	.120	.130	3.05	3.30	

## HALF-PAK

Microsemi Catalog Number	Industry Part Number	Working Peak Reverse Voltage	Repetitive Peak Reverse Voltage
HS18135*	181NQ035	35V	35V
HS18140*	181NQ040	40V	40V
HS18145*	181NQ045	45V	45V

\* Add Suffix R for Reverse Polarity

- Schottky Barrier Rectifier
- Guard Ring Protection
- Low Forward Voltage
- 175°C Junction Temperature
- $V_{RRM}$  35–45 Volts
- Reverse Energy Tested

### Electrical Characteristics

Average forward current	$I_F(AV)$ 180 Amps	$T_C = 142^\circ\text{C}$ , square wave, $R_{\theta JC} = 0.3^\circ\text{C/W}$
Maximum surge current	$I_{FSM}$ 2500 Amps	8.3ms, half sine, $T_J = 175^\circ\text{C}$
Maximum repetitive reverse current	$I_R(OV)$ 2 Amps	$f = 1\text{ kHz}$ , $1\mu\text{s}$ square wave, $T_J = 25^\circ\text{C}$
Max peak forward voltage	$V_{FM}$ 0.70 Volts	$I_{FM} = 180\text{A}$ ; $T_J = 25^\circ\text{C}^*$
Max peak reverse voltage	$V_{RM}$ 150mA	$V_{RRM}$ , $T_J = 125^\circ\text{C}^*$
Max peak reverse current	$I_{RM}$ 4mA	$V_{RRM}$ , $T_J = 25^\circ\text{C}$
Typical junction capacitance	$C_J$ 7500pF	$V_R = 5.0\text{V}$ , $T_J = 25^\circ\text{C}$ , $f = 1\text{MHz}$

\*Pulse test: Pulse width 300  $\mu\text{sec}$ , Duty cycle 2%

### Thermal and Mechanical Characteristics

Storage temp range	$T_{STG}$	$-55^\circ\text{C}$ to $175^\circ\text{C}$
Operating junction temp range	$T_J$	$-55^\circ\text{C}$ to $175^\circ\text{C}$
Max thermal resistance	$R_{\theta JC}$	$0.3^\circ\text{C/W}$ junction to case
Typical thermal resistance (greased)	$R_{\theta CS}$	$0.12^\circ\text{C/W}$ case to sink
Mounting Base Torque		15–25 inch pounds
Terminal Torque		20–40 inch pounds
Weight		1.1 ounces (32 grams) typical

# HS18135 – HS18145

Figure 1  
Typical Forward Characteristics

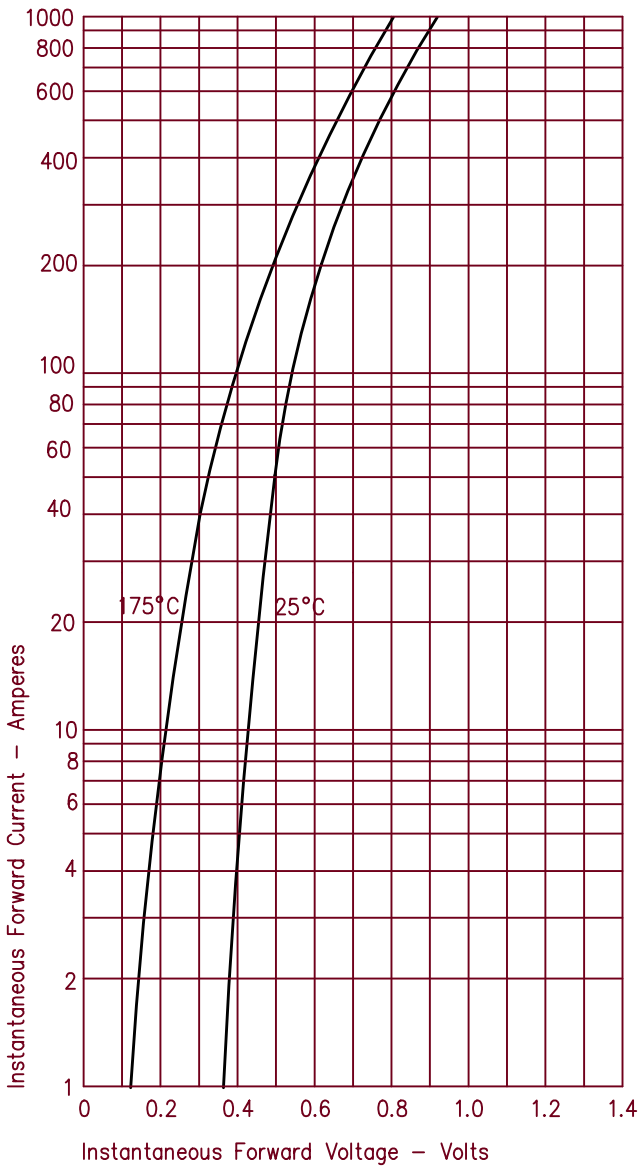


Figure 3  
Typical Junction Capacitance

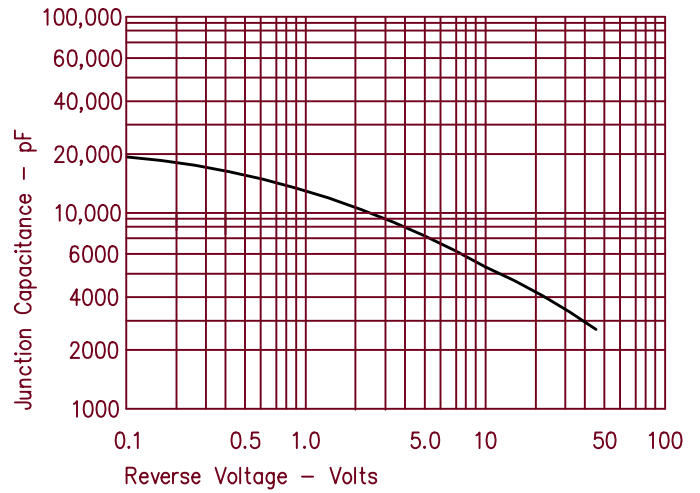


Figure 4  
Forward Current Derating

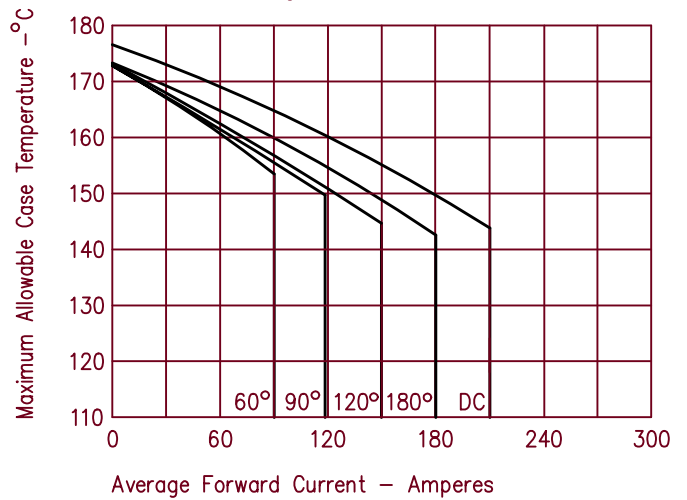


Figure 2  
Typical Reverse Characteristics

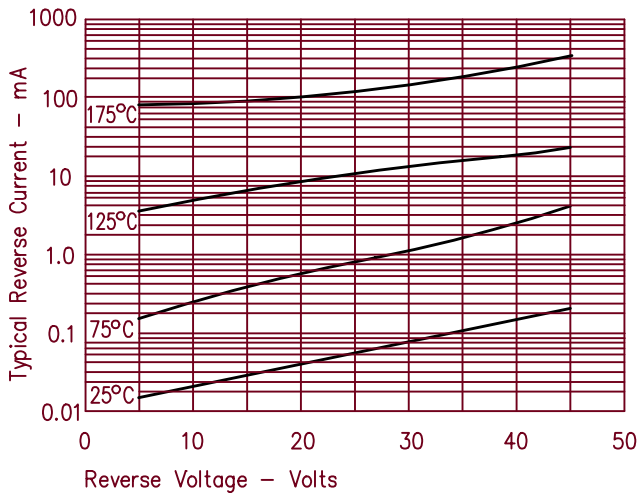


Figure 5  
Maximum Forward Power Dissipation

