



General Description

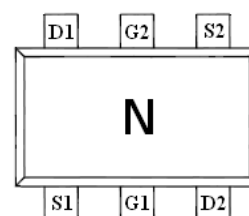
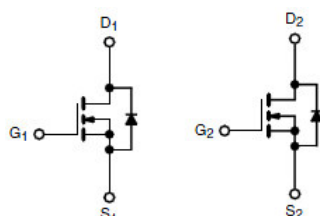
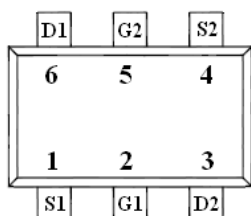
AFN1034, N-Channel enhancement mode MOSFET, uses Advanced Trench Technology to provide excellent $R_{DS(ON)}$, low gate charge.

These devices are particularly suited for low voltage power management, such as smart phone and notebook computer, and low in-line power loss are needed in commercial industrial surface mount applications.

Features

- 30V/0.6A, $R_{DS(ON)}=440m\Omega@V_{GS}=4.5V$
- 30V/0.5A, $R_{DS(ON)}=500m\Omega@V_{GS}=2.5V$
- 30V/0.4A, $R_{DS(ON)}=720m\Omega@V_{GS}=1.8V$
- Low Offset (Error) Voltage
- Low-Voltage Operation
- High-Speed Circuits
- Low Battery Voltage Operation
- SOT-563 package design

Pin Description (SOT-563)



Application

- Drivers: Relays, Solenoids, Lamps, Hammers, Displays, Memories
- Battery Operated Systems
- Power Supply Converter Circuits
- Load/Power Switching Smart Phones, Pagers

Pin Define

Pin	Symbol	Description
1	S1	Source 1
2	G1	Gate 1
3	D2	Drain 2
4	S2	Source 2
5	G2	Gate 2
6	D1	Drain1

Ordering Information

Part Ordering No.	Part Marking	Package	Unit	Quantity
AFN1034S56RG	N	SOT-563	Tape & Reel	3000 EA

※ AFN1034S56RG : 7" Tape & Reel ; Pb- Free ; Halogen- Free



Absolute Maximum Ratings

(T_A=25°C Unless otherwise noted)

Parameter	Symbol	Typical	Unit
Drain-Source Voltage	V _{DSS}	30	V
Gate –Source Voltage	V _{GSS}	±12	V
Continuous Drain Current(T _J =150°C)	I _D	T _A =25°C	0.7
		T _A =70°C	0.4
Pulsed Drain Current	I _{DM}	1.0	A
Continuous Source Current(Diode Conduction)	I _S	0.3	A
Power Dissipation	P _D	T _A =25°C	0.27
		T _A =70°C	0.16
Operating Junction Temperature	T _J	-55/150	°C
Storage Temperature Range	T _{STG}	-55/150	°C

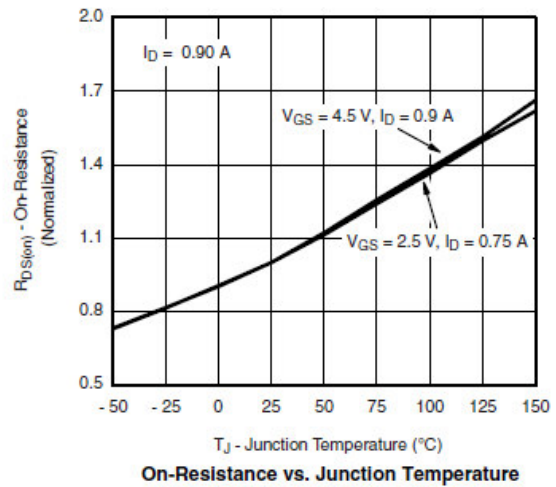
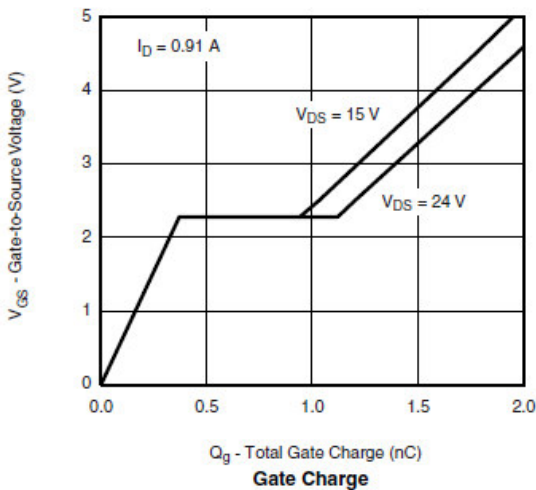
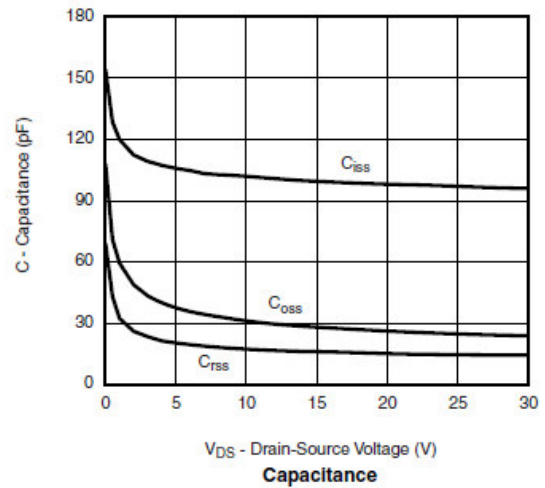
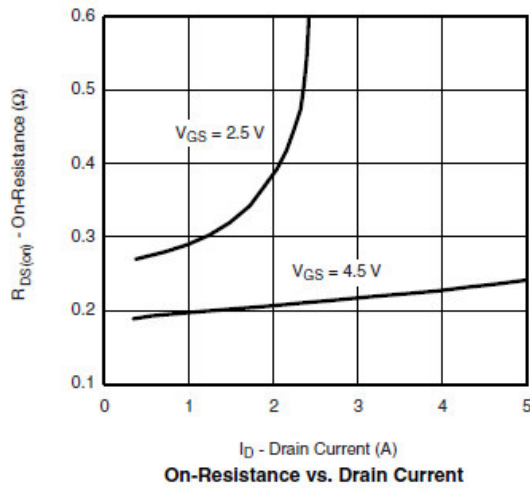
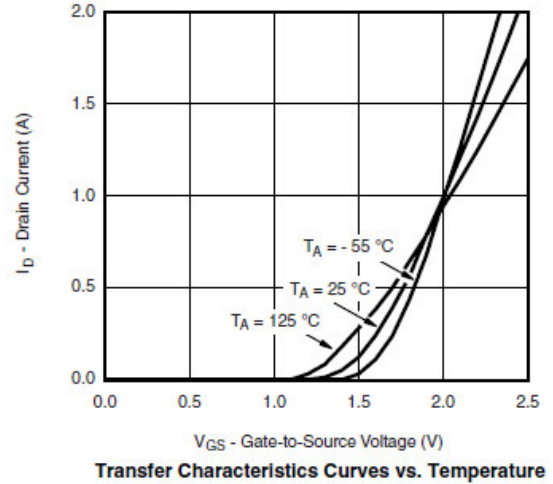
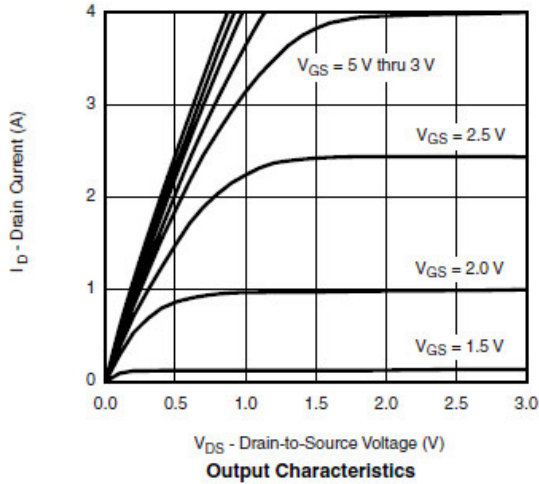
Electrical Characteristics

(T_A=25°C Unless otherwise noted)

Parameter	Symbol	Conditions	Min.	Typ	Max.	Unit
Static						
Drain-Source Breakdown Voltage	V _{(BR)DSS}	V _{GS} =0V, I _D =250uA	30			V
Gate Threshold Voltage	V _{GS(th)}	V _{DS} =V _{GS} , I _D =250uA	0.5		1.0	
Gate Leakage Current	I _{GSS}	V _{DS} =0V, V _{GS} =±12V			±100	nA
Zero Gate Voltage Drain Current	I _{DSS}	V _{DS} =24V, V _{GS} =0V			1	uA
		V _{DS} =24V, V _{GS} =0V T _J =85°C			5	
On-State Drain Current	I _{D(on)}	V _{DS} ≥ 5V, V _{GS} =4.5V	0.7			A
Drain-Source On-Resistance	R _{DS(on)}	V _{GS} =4.5V, I _D =0.6A		352	440	mΩ
		V _{GS} =2.5V, I _D =0.5A		432	500	
		V _{GS} =1.8V, I _D =0.4A		620	720	
Forward Transconductance	g _{FS}	V _{DS} =10V, I _D =0.4A		1		S
Diode Forward Voltage	V _{SD}	I _S =0.15A, V _{GS} =0V		0.6	1.2	V
Dynamic						
Input Capacitance	C _{iss}	V _{DS} =15V, V _{GS} =0V f=1MHz		85		pF
Output Capacitance	C _{oss}			25		
Reverse Transfer Capacitance	C _{rss}			15		
Total Gate Charge	Q _g	V _{DS} =15V, V _{GS} =4.5V I _D ≅0.6A		1.4	1.8	nC
Gate-Source Charge	Q _{gs}			0.3		
Gate-Drain Charge	Q _{gd}			0.6		
Turn-On Time	t _{d(on)}	V _{DD} =15V, R _L =20Ω I _D ≅0.5A, V _{GEN} =4.5V R _G =1Ω		15	25	ns
	t _r			25	45	
Turn-Off Time	t _{d(off)}			15	25	
	t _f			10	20	

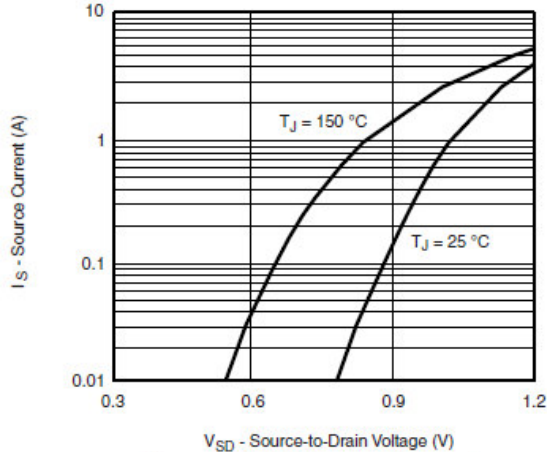


Typical Characteristics

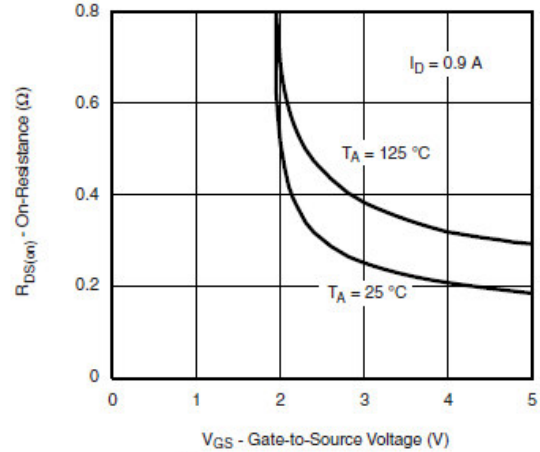




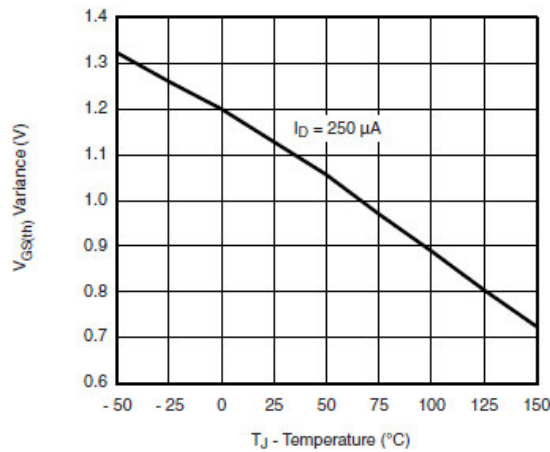
Typical Characteristics



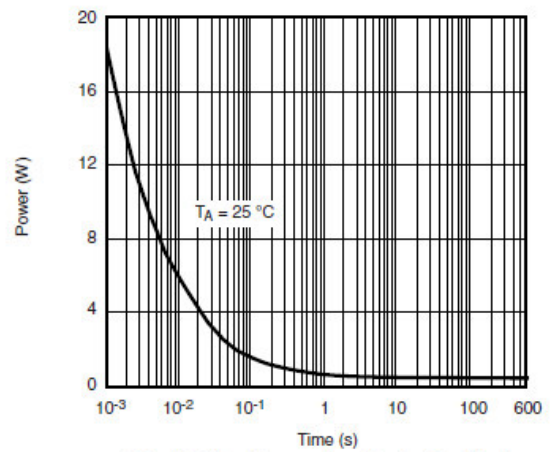
Forward Diode Voltage vs. Temperature



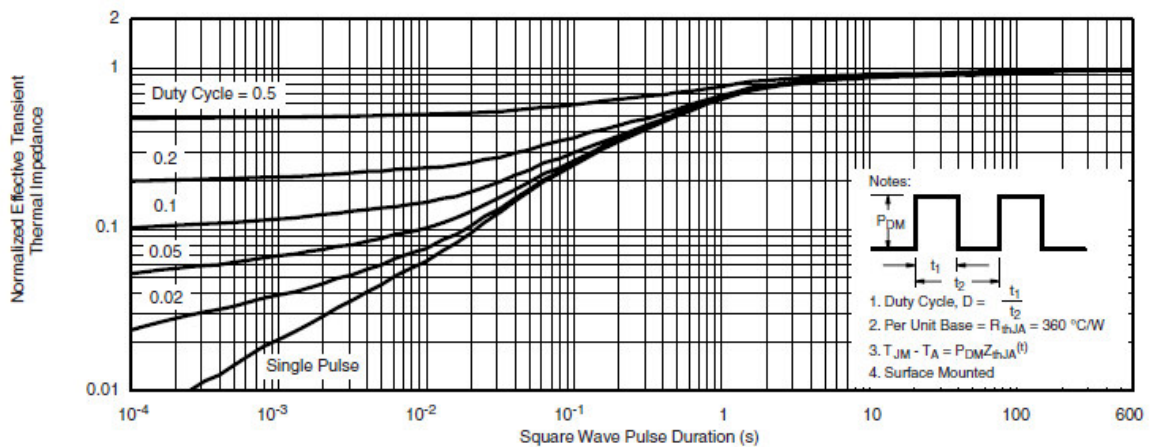
$R_{DS(on)}$ vs. V_{GS} vs. Temperature



Threshold Voltage



Single Pulse Power, Junction-to-Ambient



Normalized Thermal Transient Impedance, Junction-to-Ambient



Typical Characteristics

Gate Charge Test Circuit & Waveform



Resistive Switching Test Circuit & Waveforms

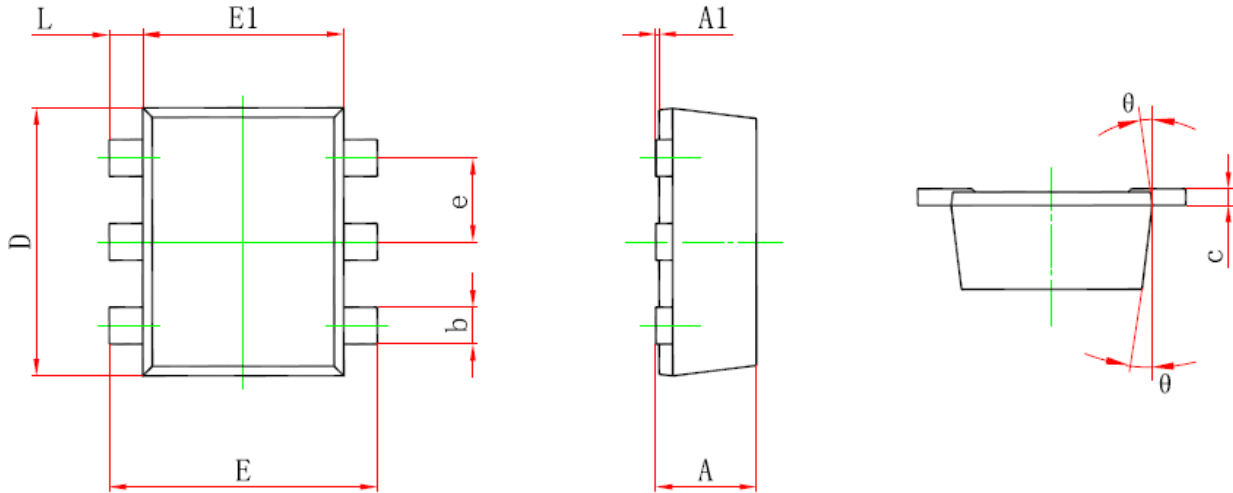


Unclamped Inductive Switching Test Circuit & Waveforms





Package Information (SOT-563)



Symbol	Dimensions In Millimeters		Dimensions In Inches	
	Min.	Max.	Min.	Max.
A	0.525	0.600	0.021	0.024
A1	0.000	0.050	0.000	0.002
e	0.450	0.550	0.018	0.022
c	0.090	0.160	0.004	0.006
D	1.500	1.700	0.059	0.067
b	0.170	0.270	0.007	0.011
E1	1.100	1.300	0.043	0.051
E	1.500	1.700	0.059	0.067
L	0.100	0.300	0.004	0.012
θ	7 °REF.		7 °REF.	

©2010 Alfa-MOS Technology Corp.
 2F, No.80, Sec.1, Cheng Kung Rd., Nan Kang Dist., Taipei City 115, Taiwan (R.O.C.)
 Tel : 886 2) 2651 3928
 Fax : 886 2) 2786 8483
 ©http://www.alfa-mos.com