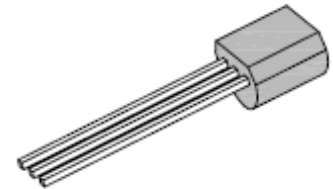


Small Signal General Purpose Transistors (PNP)

Features

- PNP Silicon Epitaxial Transistor for Switching and Amplifier Applications
- RoHS Compliance



TO-92



Mechanical Data

Case:	TO-92, Plastic Package
Terminals:	Solderable per MIL-STD-202G, Method 208
Weight:	0.18 gram

Maximum Ratings *(T_{Ambient}=25°C unless noted otherwise)*

Symbol	Description	2N3905	2N3906	Unit
V_{CEO}	Collector-Emitter Voltage	40		V
V_{CBO}	Collector-Base Voltage	40		V
V_{EBO}	Emitter-Base Voltage	5.0		V
I_C	Collector Current Continuous	200		mA
P_D	Power Dissipation at T _A =25°C	625		mW
	Derate above 25°C	5.0		mW/° C
P_D	Power Dissipation at T _A =60°C	250		mW
P_D	Power Dissipation at T _C =25°C	1.5		W
	Derate above 25°C	12		mW/° C
R_{θJA}	Thermal Resistance Junction to Ambient Air	200		° C/W
R_{θJC}	Thermal Resistance Junction to Case	83.3		° C/W
T_J , T_{STG}	Operation and Storage Junction Temperature Range	-55 to +150		° C

Small Signal General Purpose Transistors (PNP)

2N3905/2N3906

Electrical Characteristics ($T_{Ambient}=25^{\circ}C$ unless noted otherwise)

Symbol	Description	2N3905		2N3906		Unit	Conditions
		Min.	Max.	Min.	Max.		
V_{(BR)CBO}	Collector-Base Breakdown Voltage	40	-	40	-	V	I _C =10μA, I _E =0
V_{(BR)CEO}	Collector-Emitter Breakdown Voltage	40	-	40	-	V	I _C =1mA, I _B =0
V_{(BR)EBO}	Emitter-Base Breakdown Voltage	5.0	-	5.0	-	V	I _E =10μA, I _C =0
V_{CE(sat)}*	Collector Emitter Saturation Voltage	-	0.25	-	0.25	V	I _C =10mA, I _B =1mA
		-	0.40	-	0.40		I _C =50mA, I _B =5mA
V_{BE(sat)}*	Base Emitter Saturation Voltage	0.65	0.85	0.65	0.85	V	I _C =10mA, I _B =1mA
		-	0.95	-	0.95		I _C =50mA, I _B =5mA
I_{CEx}	Collector Cut-Off Current	-	50	-	50	nA	V _{EB} =3V, V _{CE} =30V
I_{BL}	Base Cut-Off Current	-	50	-	50	nA	V _{EB} =3V, V _{CE} =30V
h_{FE}*	D.C. Current Gain	30	-	60	-		V _{CE} =1V, I _C =0.1mA
		40	-	80	-		V _{CE} =1V, I _C =1mA
		50	150	100	300		V _{CE} =1V, I _C =10mA
		30	-	60	-		V _{CE} =1V, I _C =50mA
		15	-	30	-		V _{CE} =1V, I _C =100mA
h_{fe}	Small Signal Current Gain	50	200	100	400		V _{CE} =10V, I _C =1mA f=1KHz
h_{ie}	Input Impedance	0.5	8.0	2.0	12	kΩ	V _{CE} =10V, I _C =1mA f=1KHz
h_{re}	Voltage Feedback Ratio	0.1	5.0	0.1	10	x10 ⁻⁴	V _{CE} =10V, I _C =1mA f=1KHz
h_{oe}	Output Admittance	1.0	40	3.0	60	μS	V _{CE} =10V, I _C =1mA f=1KHz
f_T	Current Gain-Bandwidth Product	200	-	250	-	MHz	V _{CE} =20V, I _C =10mA, f=100MHz
C_{ob}	Output Capacitance	-	4.5	-	4.5	pF	V _{CB} =5V, I _E =0 f=100KHz
C_{ib}	Input Capacitance	-	10	-	10	pF	V _{EB} =0.5V, I _C =0 f=100KHz
NF	Noise Figure	-	5.0	-	4.0	dB	V _{CE} =5V, I _C =100μA, R _s =1KΩ, f=10Hz to 15.7KHz
t_d	Delay Time	-	35	-	35	nS	V _{CC} =3V, V _{BE} =0.5V I _C =10mA, I _{B1} =1mA
t_r	Rise Time	-	35	-	35	nS	
t_s	Storage Time	-	200	-	225	nS	
t_f	Fall Time	-	60	-	75	nS	V _{CC} =3V, I _C =10mA I _{B1} =I _{B2} =1mA

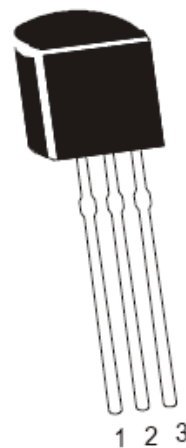
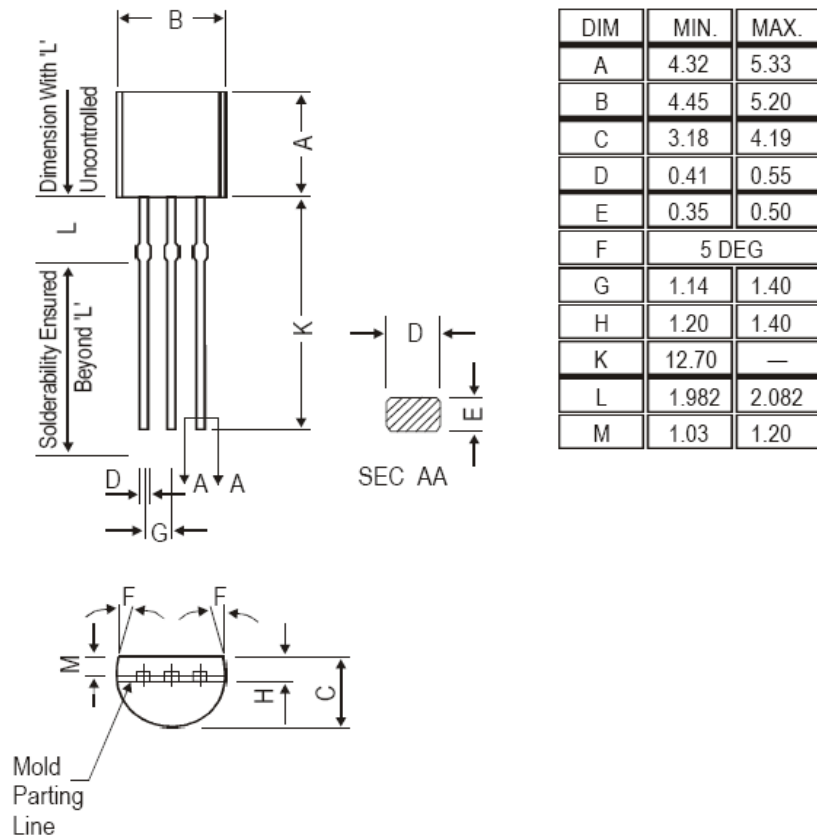
Small Signal General Purpose Transistors (PNP)

2N3905/2N3906

*Pulse Test: Pulse Width $\leq 300\mu\text{s}$, Duty Cycle $\leq 2\%$

Dimensions in mm

TO-92



PIN CONFIGURATION

1. EMITTER
2. BASE
3. COLLECTOR

Small Signal General Purpose Transistors (PNP)

2N3905/2N3906

How to contact us:

US HEADQUARTERS

28040 WEST HARRISON PARKWAY, VALENCIA, CA 91355-4162

Tel: (800) TAITRON (800) 824-8766 (661) 257-6060

Fax: (800) TAITFAX (800) 824-8329 (661) 257-6415

Email: taitron@taitroncomponents.com

Http://www.taitroncomponents.com

TAITRON COMPONENTS MEXICO, S.A .DE C.V.

BOULEVARD CENTRAL 5000 INTERIOR 5 PARQUE INDUSTRIAL ATITALAQUIA, HIDALGO C.P.
42970 MEXICO

Tel: +52-55-5560-1519

Fax: +52-55-5560-2190

TAITRON COMPONENTS INCORPORATED REPRESENTAÇÕES DO BRASIL LTDA

RUA DOMINGOS DE MORAIS, 2777, 2.ANDAR, SALA 24 SAÚDE - SÃO PAULO-SP 04035-001 BRAZIL

Tel: +55-11-5574-7949

Fax: +55-11-5572-0052

TAITRON COMPONENTS INCORPORATED, SHANGHAI REPRESENTATIVE OFFICE

METROBANK PLAZA, 1160 WEST YAN' AN ROAD, SUITE 1503, SHANGHAI, 200052, CHINA

Tel: +86-21-5424-9942

Fax: +86-21-5424-9931