

DTC123EM / DTC123EE / DTC123EUA DTC123EKA / DTC123ESA

Transistors

●Absolute maximum ratings (Ta=25°C)

Parameter	Symbol	Limits(DTC123E□)					Unit
		M	E	UA	KA	SA	
Supply voltage	V _{CC}	50					V
Input voltage	V _{IN}	-10~+12					V
Output current	I _o	100					mA
	I _{C(Max.)}	100					
Power dissipation	P _d	150		200		300	mW
Junction temperature	T _j	150					°C
Storage temperature	T _{stg}	-55~+150					°C

●Electrical characteristics (Ta=25°C)

Parameter	Symbol	Min.	Typ.	Max.	Unit	Conditions
Input voltage	V _{I(off)}	-	-	0.5	V	V _{CC} =5V, I _o =100μA
	V _{I(on)}	3	-	-		V _o =0.3V, I _o =20mA
Output voltage	V _{O(on)}	-	0.1	0.3	V	I _o /I _i =10mA/0.5mA
Input current	I _i	-	-	3.8	mA	V _i =5V
Output current	I _{o(off)}	-	-	0.5	μA	V _{CC} =50V, V _i =0V
DC current gain	G _i	20	-	-	-	V _o =5V, I _o =20mA
Input resistance	R ₁	1.54	2.2	2.86	kΩ	-
Resistance ratio	R ₂ /R ₁	0.8	1	1.2	-	-
Transition frequency	f _t	-	250	-	MHz	V _{CE} =10V, I _E =-5mA, f=100MHz *

* Transition frequency of the device

●Packaging specifications

Type	Package	VMT3	EMT3	UMT3	SMT3	SPT
	Packaging type	Taping	Taping	Taping	Taping	Taping
	Code	T2L	TL	T106	T146	TP
	Basic ordering unit (pieces)	8000	3000	3000	3000	5000
DTC123EM		○	-	-	-	-
DTC123EE		-	○	-	-	-
DTC123EUA		-	-	○	-	-
DTC123EKA		-	-	-	○	-
DTC123ESA		-	-	-	-	○

DTC123EM / DTC123EE / DTC123EUA
DTC123EKA / DTC123ESA

Transistors

●Electrical characteristic curves

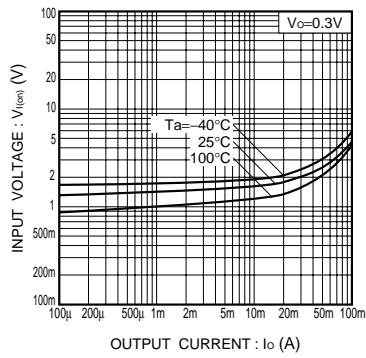


Fig.1 Input voltage vs. output current (ON characteristics)

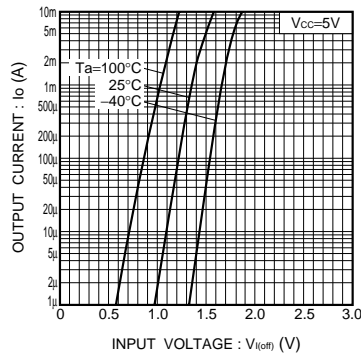


Fig.2 Output current vs. input voltage (OFF characteristics)

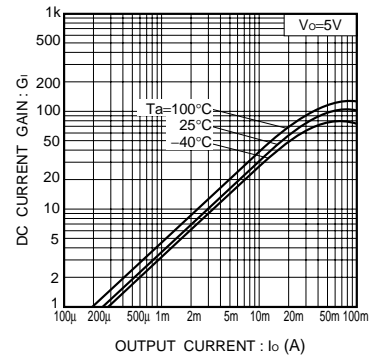


Fig.3 DC current gain vs. output current

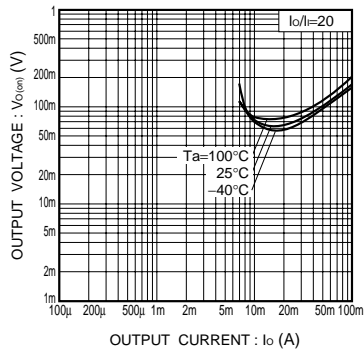


Fig.4 Output voltage vs. output current