

2SK1177

External dimensions 1.....FM20

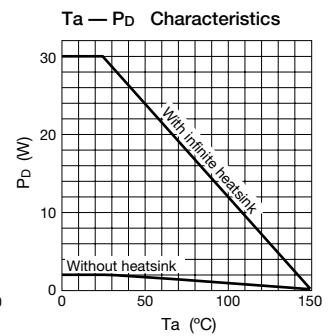
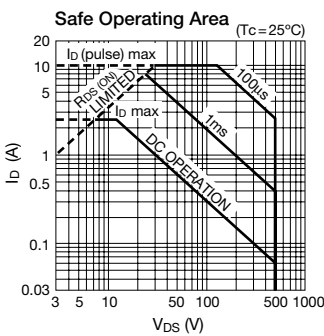
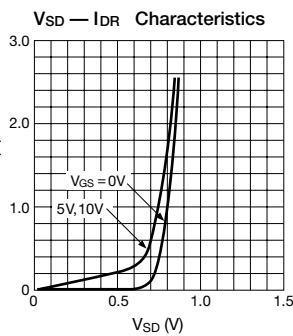
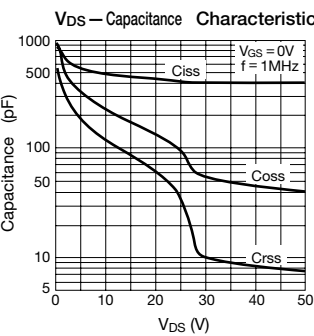
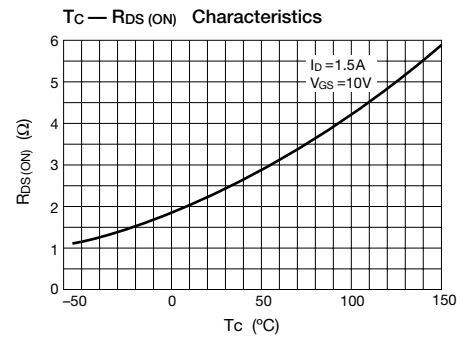
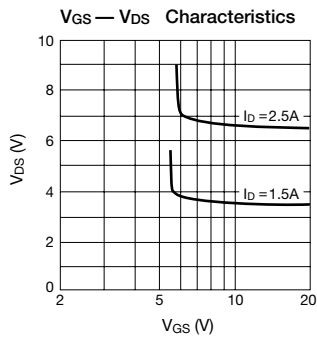
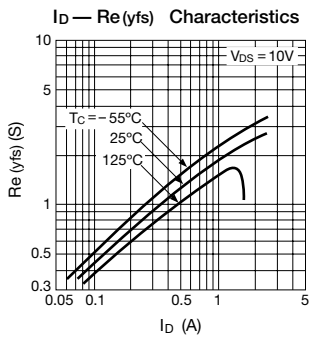
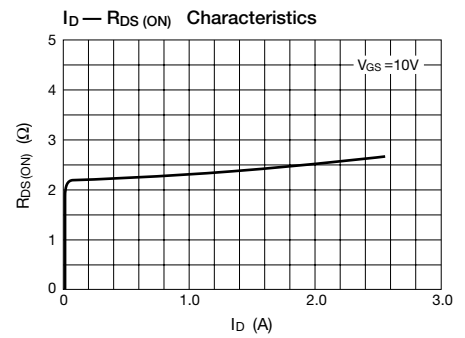
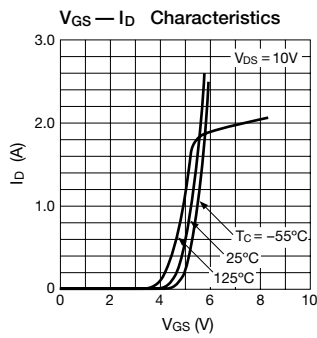
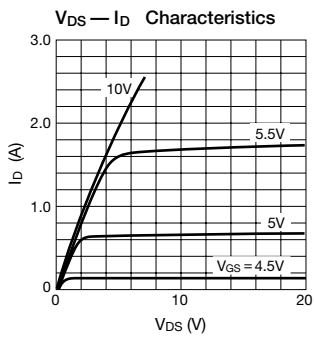
Absolute Maximum Ratings (Ta = 25°C)

Symbol	Ratings	Unit
V _{DSS}	500	V
V _{GSS}	±20	V
I _D	±2.5	A
I _D (pulse)	±10 (T _{ch} ≤ 150°C)	A
P _D	30 (T _c = 25°C)	W
E _{AS} *	200	mJ
T _{ch}	150	°C
T _{stg}	-55 to +150	°C

*: V_{DD} = 50V, L = 60mH, I_L = 2.5A, unclamped,
See Figure 1 on Page 5.

Electrical Characteristics (Ta = 25°C)

Symbol	Ratings			Unit	Conditions
	min	typ	max		
V _{(BR) DSS}	500			V	I _D = 250μA, V _{GS} = 0V
I _{GSS}			±500	nA	V _{GS} = ±20V
I _{DSS}			250	μA	V _{DS} = 500V, V _{GS} = 0V
V _{TH}	2.0		4.0	V	V _{DS} = 10V, I _D = 250μA
Re (yfs)	1.5	2.3		S	V _{DS} = 10V, I _D = 1.4A
R _{DS (on)}		2.6	3.0	Ω	V _{GS} = 10V, I _D = 1.4A
C _{iss}		350		pF	V _{DS} = 25V, f = 1.0MHz, V _{GS} = 0V
C _{oss}		54		pF	
t _{on}		50		ns	I _D = 1.4A, V _{DD} = 250V, V _{GS} = 10V, See Figure 2 on Page 5.
t _{off}		140		ns	



This datasheet has been downloaded from:

www.DatasheetCatalog.com

Datasheets for electronic components.