


SOT-89

SOT-23

Pin Definition:

1. Base
2. Collector
3. Emitter

PRODUCT SUMMARY

BV_{CBO}	-20V
BV_{CEO}	-20V
I_C	-3A
$V_{CE(SAT)}$	-0.2V @ $I_C / I_B = -2A / -100mA$

Features

- Low $V_{CE(SAT)}$ -0.2 @ $I_C / I_B = -2A / -100mA$ (Typ.)
- Complementary part with TSD2150

Structure

- Epitaxial Planar Type
- PNP Silicon Transistor

Ordering Information

Part No.	Package	Packing
TSB1424CY RM	SOT-89	1Kpcs / 7" Reel
TSB1424CY RMG	SOT-89	1Kpcs / 7" Reel
TSB1424CX RF	SOT-23	3Kpcs / 7" Reel
TSB1424CX RFG	SOT-23	3Kpcs / 7" Reel

Note: "G" denote for Halogen Free Product

Absolute Maximum Rating ($T_a = 25^\circ C$ unless otherwise noted)

Parameter	Symbol	Limit		Unit
		SOT-89	SOT-23	
Collector-Base Voltage	V_{CBO}	-20		V
Collector-Emitter Voltage	V_{CEO}	-20		V
Emitter-Base Voltage	V_{EBO}	-6		V
Collector Current	I_C	DC	-3	A
		Pulse	-5 (note1)	
Collector Power Dissipation	P_D	0.6	0.3	W
		2 (note 2)	1 (note 2)	
Operating Junction Temperature	T_J	+150		$^\circ C$
Operating Junction and Storage Temperature Range	T_{STG}	- 55 to +150		$^\circ C$

- Note:** 1. Single pulse, $P_w=10ms$, $Duty \leq 50\%$
 2. When mounted on a 40 x 50 x 0.7mm ceramic board.

Electrical Specifications ($T_a = 25^\circ C$ unless otherwise noted)

Parameter	Conditions	Symbol	Min	Typ	Max	Unit
Collector-Base Breakdown Voltage	$I_C = -50\mu A, I_E = 0$	BV_{CBO}	-20	--	--	V
Collector-Emitter Breakdown Voltage	$I_C = -10mA, I_B = 0$	BV_{CEO}	-20	--	--	V
Emitter-Base Breakdown Voltage	$I_E = -50\mu A, I_C = 0$	BV_{EBO}	-6	--	--	V
Collector Cutoff Current	$V_{CB} = -20V, I_E = 0$	I_{CBO}	--	--	-0.1	μA
Emitter Cutoff Current	$V_{EB} = -5V, I_C = 0$	I_{EBO}	--	--	-0.1	μA
Collector-Emitter Saturation Voltage	$I_C / I_B = -2A / -100mA$	$V_{CE(SAT)}$	--	-0.2	-0.5	V
DC Current Transfer Ratio	$V_{CE} = -2V, I_C = 100mA$	h_{FE}	180	--	390	
Transition Frequency	$V_{CE} = -2V, I_E = 0.5A, f = 100MHz$	f_T	--	200	--	MHz
Output Capacitance	$V_{CB} = -10V, I_E = 0, f = 1MHz$	C_{ob}	--	28	--	pF

Electrical Characteristics Curve ($T_a = 25^\circ\text{C}$, unless otherwise noted)

Figure 1. DC Current Gain

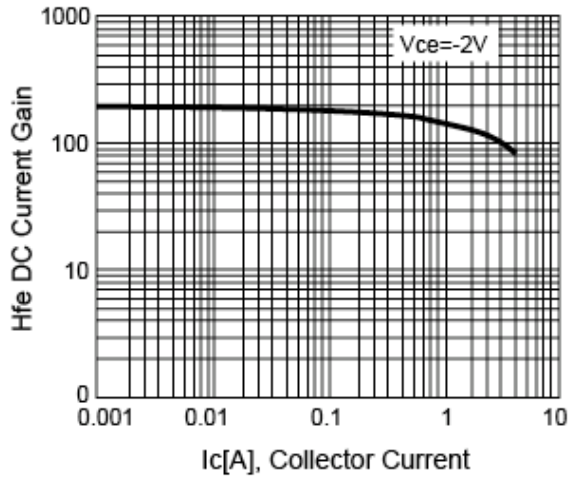


Figure 2. $V_{CE(SAT)}$ v.s. I_c

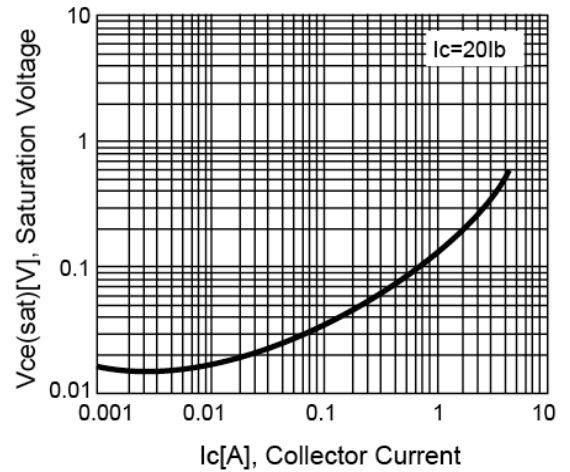


Figure 3. $V_{BE(SAT)}$ v.s. I_c

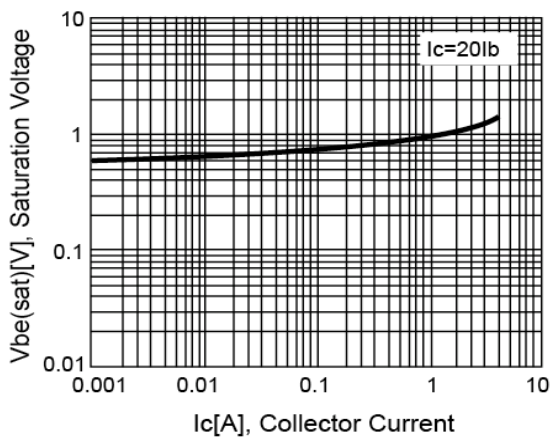


Figure 4. Transition Frequency v.s. I_E

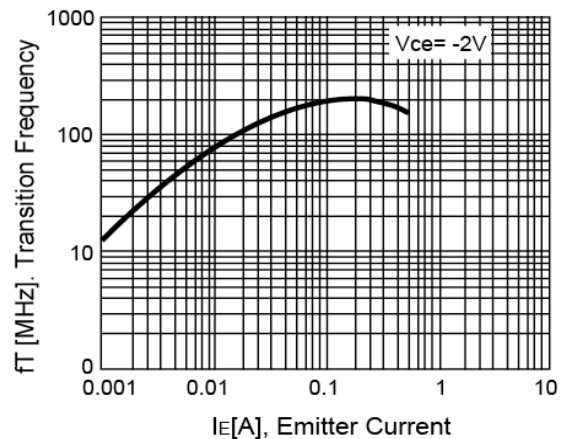


Figure 5. Collector Output Capacitance vs. V_{CB}

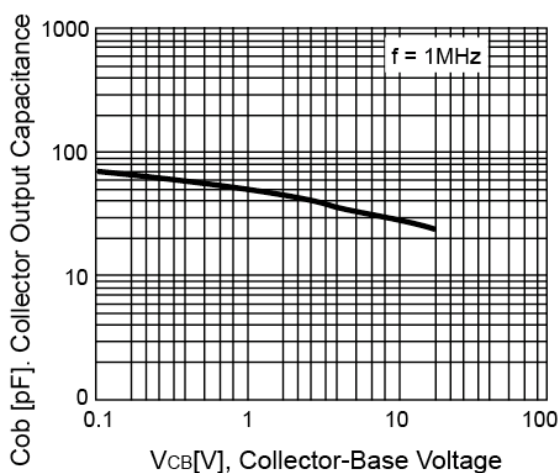
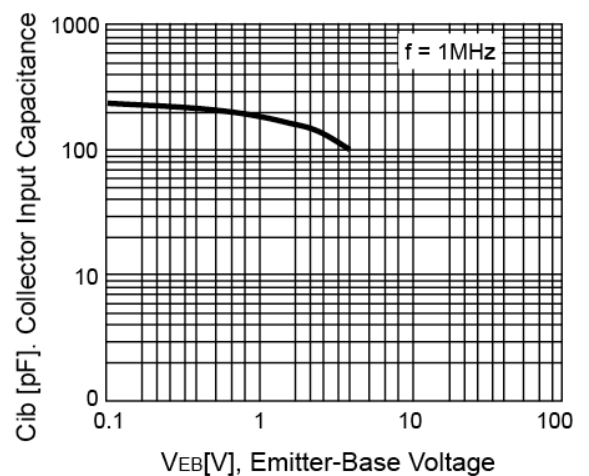
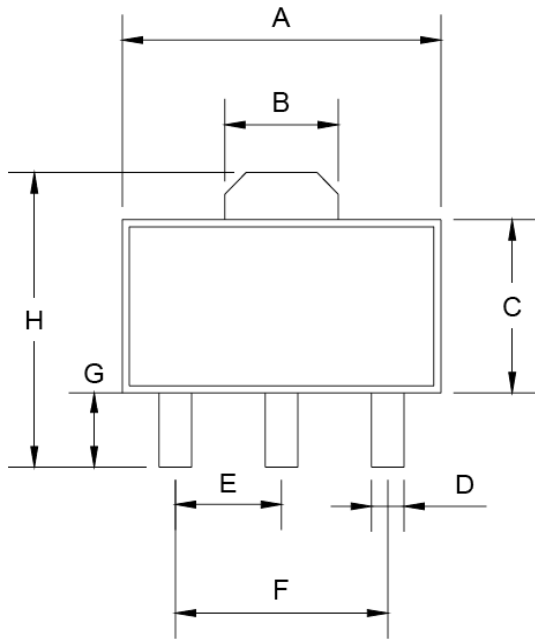


Figure 6. Collector Input Capacitance vs. V_{EB}

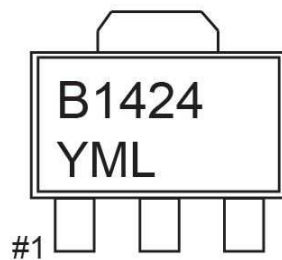


SOT-89 Mechanical Drawing



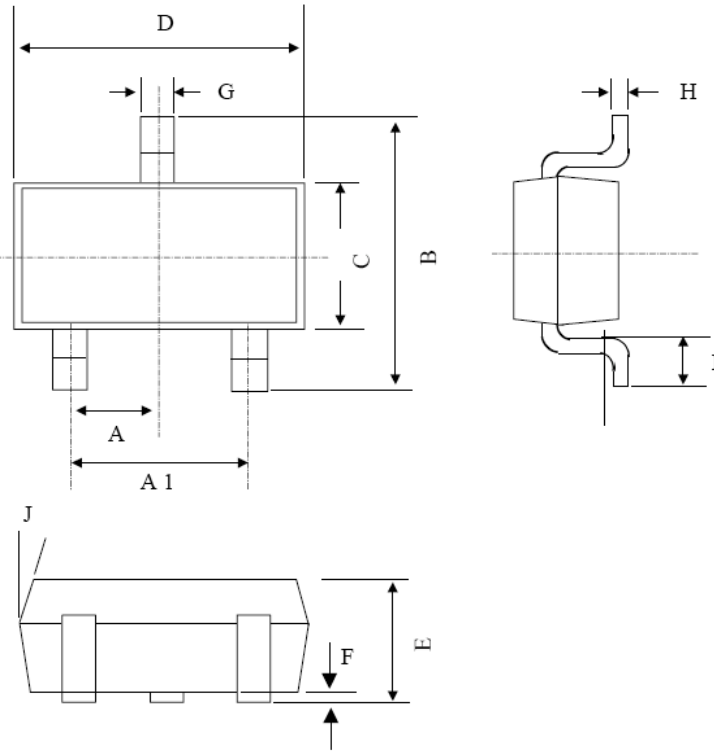
SOT-89 DIMENSION				
DIM	MILLIMETERS		INCHES	
	MIN	MAX	MIN	MAX
A	4.40	4.60	0.173	0.181
B	1.50	1.7	0.059	0.070
C	2.30	2.60	0.090	0.102
D	0.40	0.52	0.016	0.020
E	1.50	1.50	0.059	0.059
F	3.00	3.00	0.118	0.118
G	0.89	1.20	0.035	0.047
H	4.05	4.25	0.159	0.167
I	1.4	1.6	0.055	0.068
J	0.35	0.44	0.014	0.017

Marking Diagram




- Y** = Year Code
- M** = Month Code
(**A**=Jan, **B**=Feb, **C**=Mar, **D**=Apr, **E**=May, **F**=Jun, **G**=Jul, **H**=Aug, **I**=Sep, **J**=Oct, **K**=Nov, **L**=Dec)
- = Month Code for Halogen Free Product
(**O**=Jan, **P**=Feb, **Q**=Mar, **R**=Apr, **S**=May, **T**=Jun, **U**=Jul, **V**=Aug, **W**=Sep, **X**=Oct, **Y**=Nov, **Z**=Dec)
- L** = Lot Code

SOT-23 Mechanical Drawing



SOT-23 DIMENSION				
DIM	MILLIMETERS		INCHES	
	MIN	MAX	MIN	MAX.
A	0.95 BSC		0.037 BSC	
A1	1.9 BSC		0.074 BSC	
B	2.60	3.00	0.102	0.118
C	1.40	1.70	0.055	0.067
D	2.80	3.10	0.110	0.122
E	1.00	1.30	0.039	0.051
F	0.00	0.10	0.000	0.004
G	0.35	0.50	0.014	0.020
H	0.10	0.20	0.004	0.008
I	0.30	0.60	0.012	0.024
J	5°	10°	5°	10°

Marking Diagram



- Y** = Year Code
- M** = Month Code
 (A=Jan, B=Feb, C=Mar, D=Apl, E=May, F=Jun, G=Jul, H=Aug, I=Sep, J=Oct, K=Nov, L=Dec)
 = Month Code for Halogen Free Product
 (O=Jan, P=Feb, Q=Mar, R=Apl, S=May, T=Jun, U=Jul, V=Aug, W=Sep, X=Oct, Y=Nov, Z=Dec)
- L** = Lot Code

Notice

Specifications of the products displayed herein are subject to change without notice. TSC or anyone on its behalf, assumes no responsibility or liability for any errors or inaccuracies.

Information contained herein is intended to provide a product description only. No license, express or implied, to any intellectual property rights is granted by this document. Except as provided in TSC's terms and conditions of sale for such products, TSC assumes no liability whatsoever, and disclaims any express or implied warranty, relating to sale and/or use of TSC products including liability or warranties relating to fitness for a particular purpose, merchantability, or infringement of any patent, copyright, or other intellectual property right.

The products shown herein are not designed for use in medical, life-saving, or life-sustaining applications. Customers using or selling these products for use in such applications do so at their own risk and agree to fully indemnify TSC for any damages resulting from such improper use or sale.