



Micro Commercial Components

Micro Commercial Components
20736 Marilla Street Chatsworth
CA 91311

Phone: (818) 701-4933

Fax: (818) 701-4939

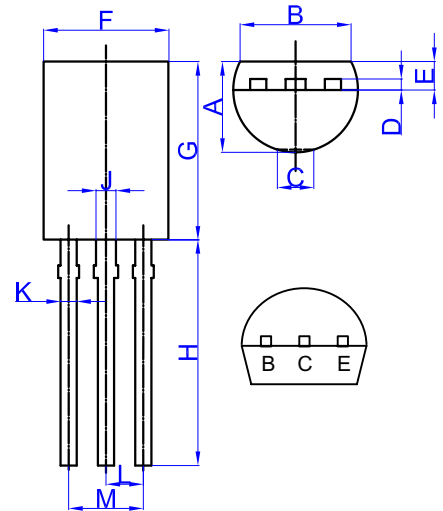
2SB562

Features

- Low Frequency Power Amplifier.
- Lead Free Finish/RoHS Compliant ("P" Suffix designates RoHS Compliant. See ordering information)
- Case Material: Molded Plastic. UL Flammability Classification Rating 94V-0 and MSL Rating 1
- Complementary pair with 2SD468

PNP Epitaxial Silicon Transistor

TO-92L



Maximum Ratings

Symbol	Rating	Rating	Unit
V _{CEO}	Collector-Emitter Voltage	-20	V
V _{CBO}	Collector-Base Voltage	-25	V
V _{EBO}	Emitter-Base Voltage	-5.0	V
I _C	Collector Current	-1.0	A
P _C	Collector power dissipation	0.9	W
T _J	Junction Temperature	-55 to +150	°C
T _{STG}	Storage Temperature	-55 to +150	°C

Electrical Characteristics @ 25°C Unless Otherwise Specified

Symbol	Parameter	Min	Typ	Max	Units
--------	-----------	-----	-----	-----	-------

OFF CHARACTERISTICS

BV _{CBO}	Collector-Base Breakdown Voltage (I _C =-10 μAdc, I _E =0)	-20	---	---	Vdc
BV _{CEO}	Collector-Emitter Breakdown Voltage (I _C =-1mAdc, I _B =0)	-25	---	---	Vdc
BV _{EBO}	Emitter-Base Breakdown Voltage (I _E =-0.01mAdc, I _C =0)	-5.0	---	---	Vdc
I _{CBO}	Collector Cutoff Current (V _{CB} =-20Vdc, I _E =0)	---	---	-1000	nAdc
I _{EBO}	Emitter Cutoff Current (V _{EB} =-4.0Vdc, I _C =0)	---	---	-1000	nAdc

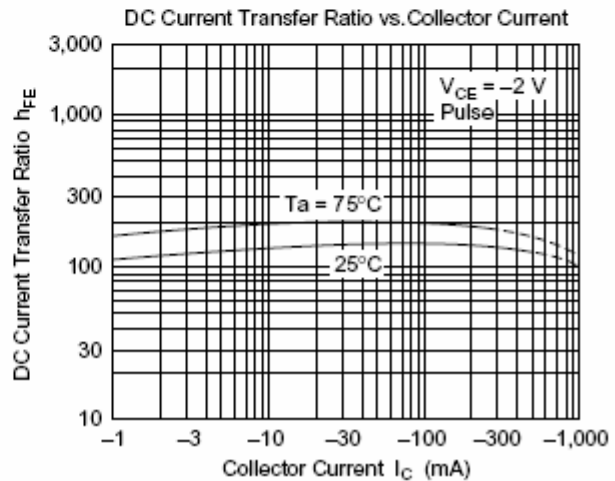
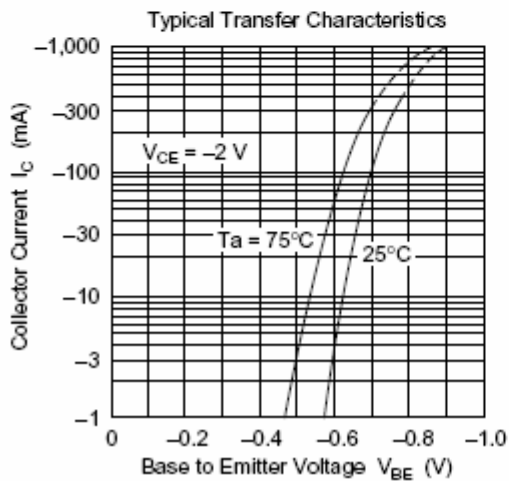
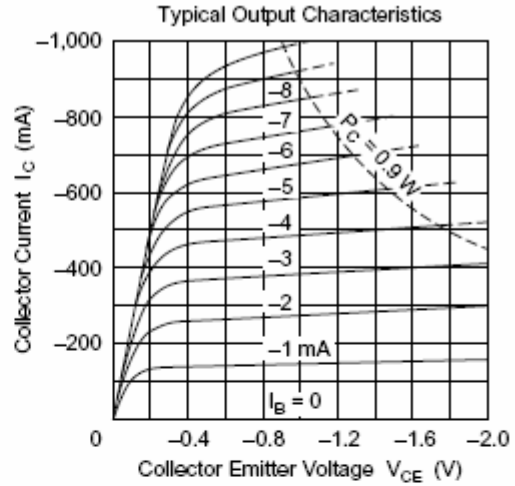
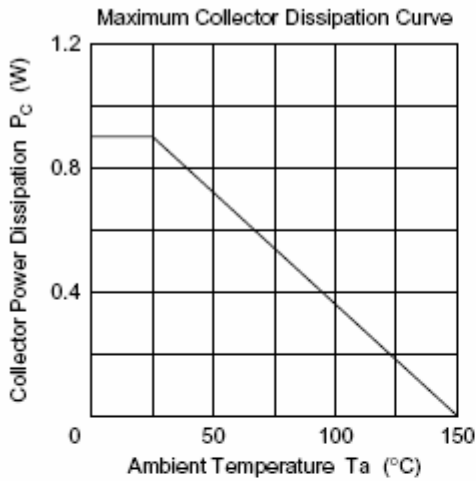
ON CHARACTERISTICS

h _{FE}	DC Current gain (I _C =500mAdc, V _{CE} =2.0Vdc)	85	---	240	---
V _{BE(on)}	Base-Emitter On Voltage (V _{CE} =-2.0Vdc, I _C =-500mAdc)	---	---	-1.0	Vdc
V _{CE(sat)}	Collector-Emitter Saturation Voltage (I _C =-0.8Adc, I _B =-80mAdc)	---	---	-0.5	Vdc
f _T	Current Gain Bandwidth Product (V _{CE} =-2.0Vdc, I _C =-500mAdc)	---	350	---	MHz
C _{ob}	Output Capacitance (V _{CB} =-10Vdc, I _E =0, f=1.0MHz)	---	38	---	pF

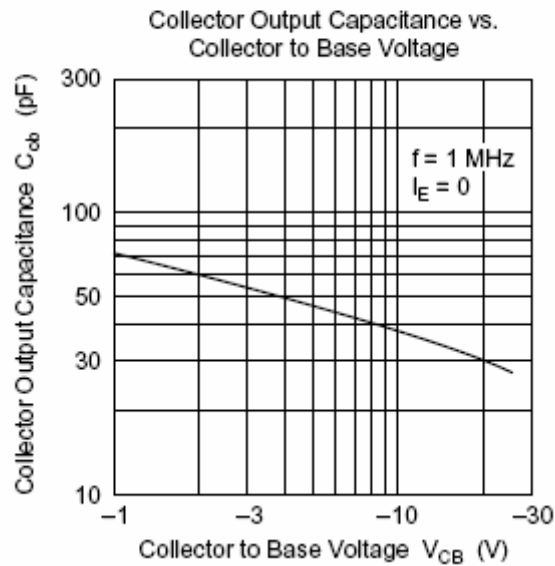
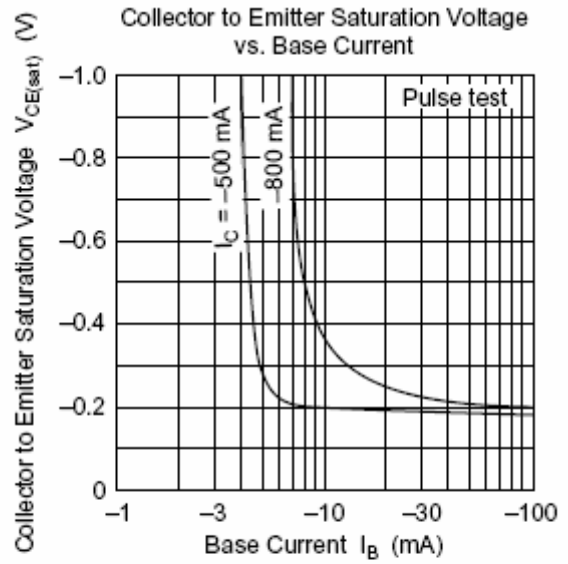
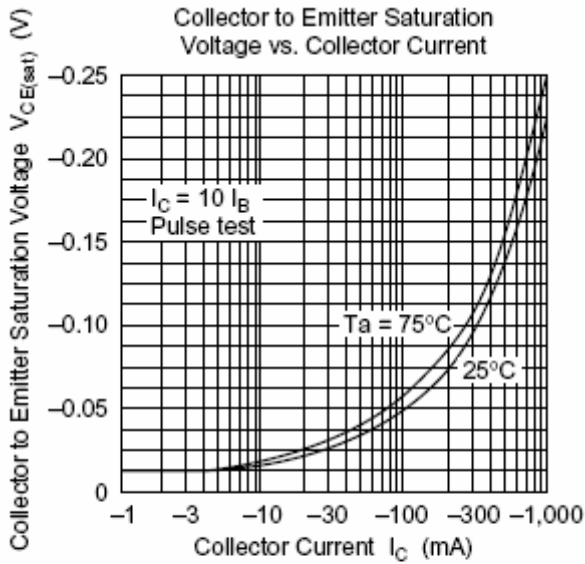
(1) h_{FE} Classification B: 85~170, C: 120~240

DIM	DIMENSIONS				NOTE
	INCHES		MM		
A	.146	.161	3.700	4.10	
B	.157	---	4.000	---	
C	---	0.063	---	1.600	
D	.014	.018	0.350	0.450	
E	.050	.062	1.280	1.580	
F	.185	.201	4.700	5.100	
G	.307	.323	7.800	8.200	
H	.543	.559	13.80	14.20	
J	.024	.031	.600	.800	
K	.014	.022	0.350	.550	
L	.050		1.270		
M	.096	.104	2.440	2.640	

Typical Characteristics



Typical Characteristics





Micro Commercial Components

*****IMPORTANT NOTICE*****

Micro Commercial Components Corp. reserves the right to make changes without further notice to any product herein to make corrections, modifications, enhancements, improvements, or other changes. *Micro Commercial Components Corp.* does not assume any liability arising out of the application or use of any product described herein; neither does it convey any license under its patent rights, nor the rights of others. The user of products in such applications shall assume all risks of such use and will agree to hold *Micro Commercial Components Corp.* and all the companies whose products are represented on our website, harmless against all damages.

*****APPLICATIONS DISCLAIMER*****

Products offer by *Micro Commercial Components Corp.* are not intended for use in Medical, Aerospace or Military Applications.