



MMDT2222A

Preliminary

DUAL TRANSISTOR

DUAL NPN SMALL SIGNAL SURFACE MOUNT TRANSISTOR

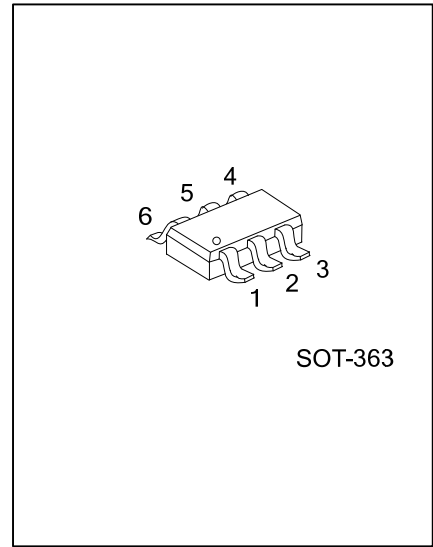
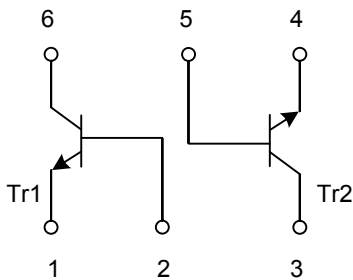
DESCRIPTION

The UTC **MMDT2222A** is a Dual NPN small signal surface mount transistor. It's suitable for low power amplification and switch.

FEATURES

- * Suitable for Low Power Amplification and Switching
- * Epitaxial Planar Die Construction
- * Extremely-Small Surface Mount Package

EQUIVALENT CIRCUIT

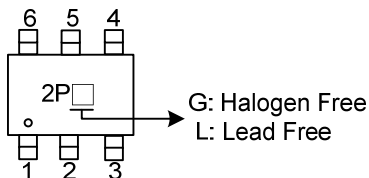


ORDERING INFORMATION

Ordering Number		Package	Packing
Lead Free	Halogen Free		
MMDT2222AL-AL6-R	MMDT2222AG-AL6-R	SOT-363	Tape Reel

MMDT2222AL-AL6-R	(1)Packing Type (2)Package Type (3)Halogen Free	(1) R: Tape Reel (2) AL6: SOT-363 (3) G: Halogen Free, L: Lead Free
------------------	---	---

MARKING INFORMATION



■ ABSOLUTE MAXIMUM RATINGS (T_A=25°C, unless otherwise specified.)

PARAMETER	SYMBOL	RATINGS	UNIT
Collector-Base Voltage	V _{CBO}	75	V
Collector-Emitter Voltage	V _{CEO}	40	V
Emitter-Base Voltage	V _{EBO}	6.0	V
Collector Current-Continuous	I _C	600	mA
Power Dissipation (Note 2)	P _D	200	mW
Junction Temperature	T _J	+150	°C
Storage Temperature	T _{STG}	-55~+150	°C

Notes: 1. Absolute maximum ratings are those values beyond which the device could be permanently damaged.

Absolute maximum ratings are stress ratings only and functional device operation is not implied.

2. Maximum combined dissipation.

■ THERMAL DATA (T_A=25°C, unless otherwise specified.)

PARAMETER	SYMBOL	RATINGS	UNIT
Junction to Ambient	θ _{JA}	625	°C/W

■ ELECTRICAL CHARACTERISTICS (T_A=25°C, unless otherwise specified.)

PARAMETER	SYMBOL	TEST CONDITIONS	MIN	TYP	MAX	UNIT
OFF CHARACTERISTICS (Note)						
Collector-Base Breakdown Voltage	V _{(BR)CBO}	I _C =10μA, I _E =0	75			V
Collector-Emitter Breakdown Voltage	V _{(BR)CEO}	I _C =10mA, I _B =0	40			V
Emitter-Base Breakdown Voltage	V _{(BR)EBO}	I _E =10μA, I _C =0	6.0			V
Collector-Current	I _{CBO}	V _{CB} =60V, I _E =0			10	nA
		V _{CB} =60V, I _E =0, T _A =150°C			10	μA
Collector- Current	I _{CEX}	V _{CE} =60V, V _{EB(OFF)} =3.0V			10	nA
Emitter- Current	I _{EBO}	V _{EB} =3.0V, I _C =0			10	nA
Base- Current	I _{BL}	V _{CE} =60V, V _{EB(OFF)} =3.0V			20	nA
ON CHARACTERISTICS (Note)						
DC Current Gain	h _{FE}	I _C =100μA, V _{CE} =10V	35			
		I _C =1.0mA, V _{CE} =10V	50			
		I _C =10mA, V _{CE} =10V	75			
		I _C =150mA, V _{CE} =10V	100		300	
		I _C =500mA, V _{CE} =10V	40			
		I _C =10mA, V _{CE} =10V, T _A =-55°C	50			
		I _C =150mA, V _{CE} =1.0V	35			
Collector-Emitter Saturation Voltage	V _{CE(SAT)}	I _C =150mA, I _B =15mA			0.3	V
		I _C =500mA, I _B =50mA			1.0	V
Base-Emitter Saturation Voltage	V _{BE(SAT)}	I _C =150mA, I _B =15mA	0.6		1.2	V
		I _C =500mA, I _B =50mA			2.0	V
SMALL SIGNAL CHARACTERISTICS						
Output Capacitance	C _{OBO}	V _{CB} =10V, f=1.0MHz, I _E =0			8	pF
Input Capacitance	C _{IBO}	V _{EB} =0.5V, f=1.0MHz, I _C =0			25	pF
Current Gain-Bandwidth Product	f _T	V _{CE} =20V, I _C =20mA, f=100MHz	300			MHz
Noise Figure	NF	V _{CE} =10V, I _C =100μA, R _S =1.0kΩ, f=1.0kHz			4.0	dB
SWITCHING CHARACTERISTICS						
Delay Time	t _D	V _{CC} =30V, I _C =150mA, V _{BE(OFF)} =-0.5V,			10	ns
Rise Time	t _R	I _{B1} =15mA			25	ns
Storage Time	t _S	V _{CC} =30V, I _C =150mA, I _{B1} =I _{B2} =15mA			225	ns
Fall Time	t _F				60	ns

Note: Short duration pulse test used to minimize self-heating effect.

UTC assumes no responsibility for equipment failures that result from using products at values that exceed, even momentarily, rated values (such as maximum ratings, operating condition ranges, or other parameters) listed in products specifications of any and all UTC products described or contained herein. UTC products are not designed for use in life support appliances, devices or systems where malfunction of these products can be reasonably expected to result in personal injury. Reproduction in whole or in part is prohibited without the prior written consent of the copyright owner. The information presented in this document does not form part of any quotation or contract, is believed to be accurate and reliable and may be changed without notice.