

UTC2SC5765

NPN EPITAXIAL SILICON TRANSISTOR

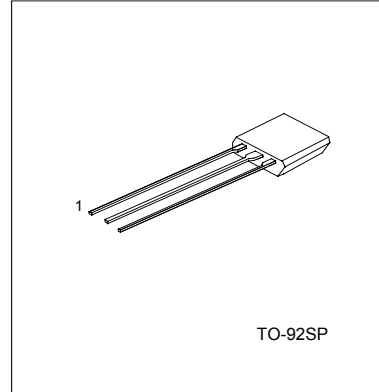
MEDIUM POWER AMPLIFIER STROBO FLASH

DESCRIPTION

- * medium power amplifier applications
- * strobo flash applications

FEATURES

- *Low Saturation Voltage: $V_{CE(sat)} = 0.27 \text{ V (max.)}$,
($I_c = 3 \text{ A} / I_B = 60 \text{ mA}$)



TO-92SP

1.EMITTER 2.COLLECTOR 3.BASE

ABSOLUTE MAXIMUM RATINGS ($T_a=25^\circ\text{C}$)

PARAMETER	SYMBOL	RATING	UNIT
Collector-Base Voltage	V_{CBO}	15	V
Collector-Emitter Voltage	V_{CEO}	10	V
Emitter-Base Voltage	V_{EBO}	7	V
Collector Current	I_c	5(DC)	A
		9(PULSED)	A
Collector Power Dissipation	P_c (Note 1)	550	mW
Junction Temperature	T_j	150	$^\circ\text{C}$
Storage Temperature	T_{stg}	-55 ~ +150	$^\circ\text{C}$

Note 1: When a device is mounted on a glass epoxy board (35 mm*30 mm*1mm)

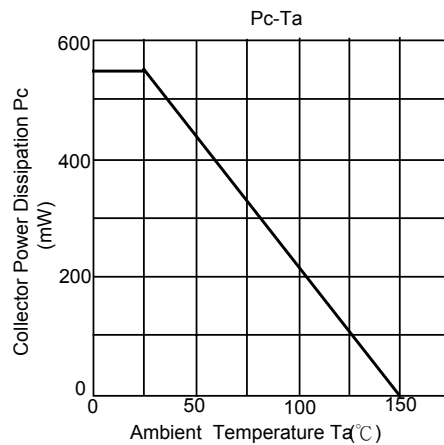
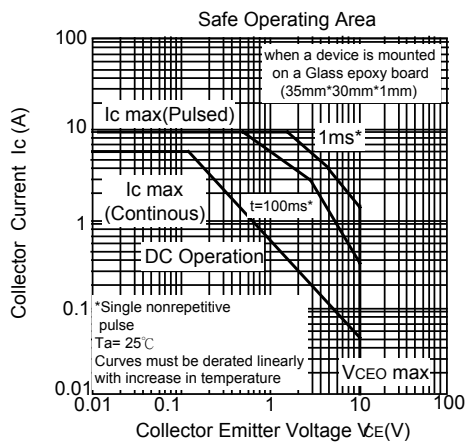
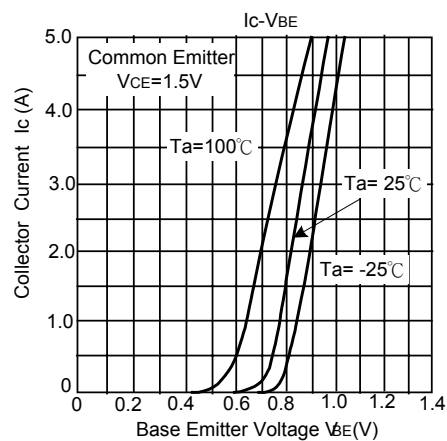
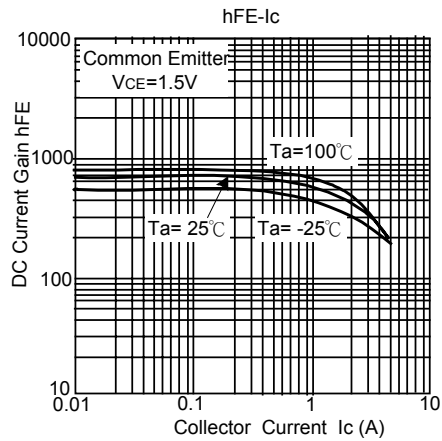
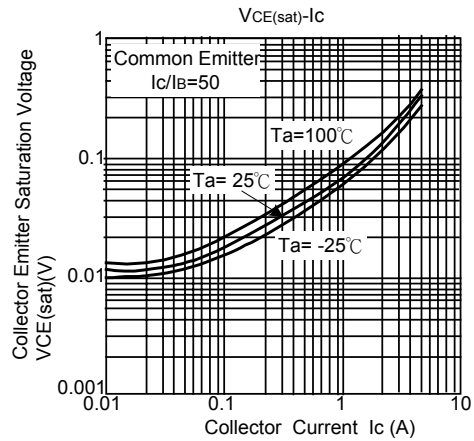
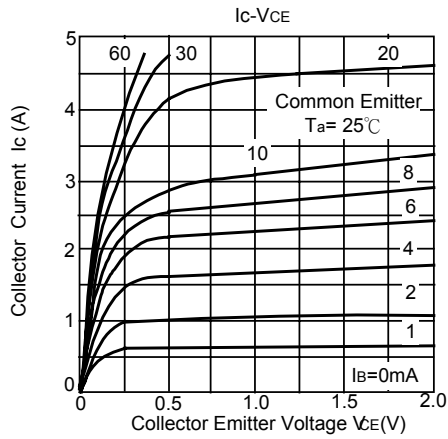
ELECTRICAL CHARACTERISTICS ($T_a=25^\circ\text{C}$, unless otherwise specified)

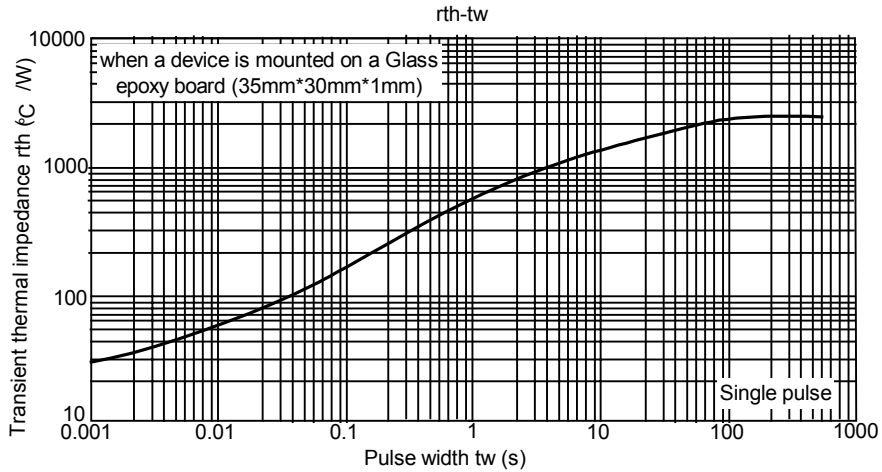
PARAMETER	SYMBOL	TEST CONDITIONS	MIN	TYP	MAX	UNIT
Collector-Emitter Breakdown Voltage	BV_{CEO}	$I_c = 1 \text{ mA}, I_B = 0$	10			V
Collector Cut-Off Current	I_{CBO}	$V_{CB} = 15 \text{ V}, I_E = 0$			0.1	μA
Emitter Cut-Off Current	I_{EBO}	$V_{EB} = 5 \text{ V}, I_c = 0$			0.1	μA
DC Current Gain	h_{FE1} (Note 2)	$V_{CE} = 1.5 \text{ V}, I_c = 0.5 \text{ A}$	450		700	
	h_{FE2} (Note 2)	$V_{CE} = 1.5 \text{ V}, I_c = 2 \text{ A}$	320			
	h_{FE3} (Note 2)	$V_{CE} = 1.5 \text{ V}, I_c = 5 \text{ A}$	170			
Collector-Emitter Saturation Voltage	$V_{CE(sat)}$ (note 2)	$I_c = 3 \text{ A}, I_B = 60 \text{ mA}$			0.27	V
Collector Output Capacitance	C_{ob}	$V_{CB} = 10 \text{ V}, I_E = 0, f = 1 \text{ MHz}$		25		pF

Note 2: Pulse test

UTC2SC5765 NPN EPITAXIAL SILICON TRANSISTOR

ELECTRICAL CHARACTERISTICS CURVES





UTC assumes no responsibility for equipment failures that result from using products at values that exceed, even momentarily, rated values (such as maximum ratings, operating condition ranges, or other parameters) listed in products specifications of any and all UTC products described or contained herein. UTC products are not designed for use in life support appliances, devices or systems where malfunction of these products can be reasonably expected to result in personal injury. Reproduction in whole or in part is prohibited without the prior written consent of the copyright owner. The information presented in this document does not form part of any quotation or contract, is believed to be accurate and reliable and may be changed without notice.