


SKM 145GB176D



SEMITRANS® 2

Trench IGBT Modules

SKM 145GB176D

SKM 145GAL176D

Features

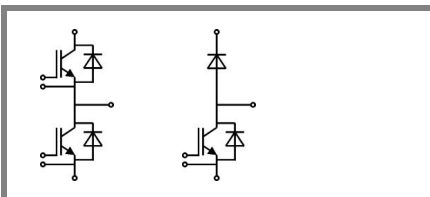
- Homogeneous Si
- Trench = Trenchgate technology
- $V_{CE(sat)}$ with positive temperature coefficient
- High short circuit capability, self limiting to $6 \times I_C$

Typical Applications*

- AC inverter drives mains 575 - 750 V AC
- Public transport (auxiliary systems)

Remarks

- Take care of over-voltage caused by stray inductances.
- Short circuit: Soft R_G necessary!



GB

GAL

| Absolute Maximum Ratings | | $T_{case} = 25^\circ\text{C}$, unless otherwise specified | | | |
|---------------------------|---|--|------|------------------|---|
| Symbol | Conditions | Values | | Units | |
| IGBT | | | | | |
| V_{CES} | $T_j = 25^\circ\text{C}$ | 1700 | | V | |
| I_C | $T_j = 150^\circ\text{C}$ | $T_{case} = 25^\circ\text{C}$ | 160 | | A |
| | | $T_{case} = 80^\circ\text{C}$ | 120 | | A |
| I_{CRM} | $I_{CRM} = 2 \times I_{Cnom}$ | 200 | | A | |
| V_{GES} | | ± 20 | | V | |
| t_{psc} | $V_{CC} = 1200\text{ V}; V_{GE} \leq 20\text{ V}; T_j = 125^\circ\text{C}$ $V_{CES} < 1700\text{ V}$ | 10 | | μs | |
| Inverse Diode | | | | | |
| I_F | $T_j = 150^\circ\text{C}$ | $T_{case} = 25^\circ\text{C}$ | 140 | | A |
| | | $T_{case} = 80^\circ\text{C}$ | 100 | | A |
| I_{FRM} | $I_{FRM} = 2 \times I_{Fnom}$ | 200 | | A | |
| I_{FSM} | $t_p = 10\text{ ms}; \sin.$ | $T_j = 150^\circ\text{C}$ | 1400 | | A |
| Freewheeling Diode | | | | | |
| I_F | $T_j = 150^\circ\text{C}$ | $T_{case} = 25^\circ\text{C}$ | 140 | | A |
| | | $T_{case} = 80^\circ\text{C}$ | 100 | | A |
| I_{FRM} | $I_{FRM} = 2 \times I_{Fnom}$ | 200 | | A | |
| I_{FSM} | $t_p = 10\text{ ms}; \sin.$ | $T_j = 150^\circ\text{C}$ | 1400 | | A |
| Module | | | | | |
| $I_{t(RMS)}$ | | 200 | | A | |
| T_{vj} | | - 40 ... +150 | | $^\circ\text{C}$ | |
| T_{stg} | | - 40 ... +125 | | $^\circ\text{C}$ | |
| V_{isol} | AC, 1 min. | 4000 | | V | |

| Characteristics | | $T_{case} = 25^\circ\text{C}$, unless otherwise specified | | | |
|-----------------|---|--|------|------|------------------|
| Symbol | Conditions | min. | typ. | max. | Units |
| IGBT | | | | | |
| $V_{GE(th)}$ | $V_{GE} = V_{CE}, I_C = 3,5\text{ mA}$ | 5,2 | 5,8 | 6,4 | V |
| I_{CES} | $V_{GE} = 0\text{ V}, V_{CE} = V_{CES}$ | | | 3 | mA |
| V_{CE0} | | $T_j = 25^\circ\text{C}$ | 1 | | V |
| | | $T_j = 125^\circ\text{C}$ | 0,9 | | V |
| r_{CE} | $V_{GE} = 15\text{ V}$ | $T_j = 25^\circ\text{C}$ | 10 | | $\text{m}\Omega$ |
| | | $T_j = 125^\circ\text{C}$ | 15 | | $\text{m}\Omega$ |
| $V_{CE(sat)}$ | $I_{Cnom} = 100\text{ A}, V_{GE} = 15\text{ V}$ | | | 2,45 | V |
| | | | | 2,4 | V |
| C_{ies} | $V_{CE} = 25, V_{GE} = 0\text{ V}$ | | | 7,1 | nF |
| C_{oes} | | | | 0,37 | nF |
| C_{res} | | | | 0,29 | nF |
| Q_G | $V_{GE} = -8\text{V}...+15\text{V}$ | | | 800 | nC |
| $t_{d(on)}$ | $R_{Gon} = 1\ \Omega$ | | | 250 | ns |
| t_r | | | | 32 | ns |
| E_{on} | | | | 60 | mJ |
| $t_{d(off)}$ | $R_{Goff} = 1\ \Omega$ | | | 630 | ns |
| | | | | 145 | ns |
| E_{off} | | | | 38 | mJ |
| $R_{th(j-c)}$ | per IGBT | | | 0,19 | K/W |

SKM 145GB176D



SEMITRANS® 2

Trench IGBT Modules

SKM 145GB176D

SKM 145GAL176D

Features

- Homogeneous Si
- Trench = Trenchgate technology
- $V_{CE(sat)}$ with positive temperature coefficient
- High short circuit capability, self limiting to $6 \times I_C$

Typical Applications*

- AC inverter drives mains 575 - 750 V AC
- Public transport (auxiliary systems)

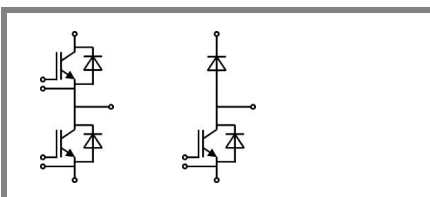
Remarks

- Take care of over-voltage caused by stray inductances.
- Short circuit: Soft R_G necessary!

| Characteristics | | | | | |
|---------------------------|---|---|------|------|---------------|
| Symbol | Conditions | min. | typ. | max. | Units |
| Inverse Diode | | | | | |
| $V_F = V_{EC}$ | $I_{Fnom} = 100 \text{ A}; V_{GE} = 0 \text{ V}$ | $T_j = 25 \text{ }^\circ\text{C}_{chiplev.}$ | 1,6 | 1,9 | V |
| | | $T_j = 125 \text{ }^\circ\text{C}_{chiplev.}$ | 1,6 | 1,9 | V |
| V_{F0} | | $T_j = 25 \text{ }^\circ\text{C}$ | 1,1 | 1,3 | V |
| | | $T_j = 125 \text{ }^\circ\text{C}$ | 0,9 | 1,1 | V |
| r_F | | $T_j = 25 \text{ }^\circ\text{C}$ | 5 | 6 | m Ω |
| | | $T_j = 125 \text{ }^\circ\text{C}$ | 7 | 8 | m Ω |
| I_{RRM} | $I_F = 100 \text{ A}$ | $T_j = 125 \text{ }^\circ\text{C}$ | 77 | | A |
| Q_{rr} | $di/dt = 2450 \text{ A}/\mu\text{s}$ | | 39,5 | | μC |
| E_{rr} | $V_{GE} = -15 \text{ V}; V_{CC} = 1200 \text{ V}$ | | 27,5 | | mJ |
| $R_{th(j-c)D}$ | per diode | | | 0,36 | K/W |
| Freewheeling Diode | | | | | |
| $V_F = V_{EC}$ | $I_{Fnom} = 100 \text{ A}; V_{GE} = 0 \text{ V}$ | $T_j = 25 \text{ }^\circ\text{C}_{chiplev.}$ | 1,6 | 1,9 | V |
| | | $T_j = 125 \text{ }^\circ\text{C}_{chiplev.}$ | 1,6 | 1,9 | V |
| V_{F0} | | $T_j = 25 \text{ }^\circ\text{C}$ | 1,1 | 1,3 | V |
| | | $T_j = 125 \text{ }^\circ\text{C}$ | 0,9 | 1,1 | V |
| r_F | | $T_j = 25 \text{ }^\circ\text{C}$ | 5 | 6 | V |
| | | $T_j = 125 \text{ }^\circ\text{C}$ | 7 | 8 | V |
| I_{RRM} | $I_F = 100 \text{ A}$ | $T_j = 125 \text{ }^\circ\text{C}$ | 77 | | A |
| Q_{rr} | $di/dt = 2450 \text{ A}/\mu\text{s}$ | | 39,5 | | μC |
| E_{rr} | $V_{GE} = -15 \text{ V}; V_{CC} = 1200 \text{ V}$ | | 27,5 | | mJ |
| $R_{th(j-c)FD}$ | per diode | | | 0,36 | K/W |
| Module | | | | | |
| L_{CE} | | | | 30 | nH |
| $R_{CC'+EE'}$ | res., terminal-chip | $T_{case} = 25 \text{ }^\circ\text{C}$ | 0,75 | | m Ω |
| | | $T_{case} = 125 \text{ }^\circ\text{C}$ | 1 | | m Ω |
| $R_{th(c-s)}$ | per module | | | 0,05 | K/W |
| M_s | to heat sink M6 | | 3 | 5 | Nm |
| M_t | to terminals M5 | | 2,5 | 5 | Nm |
| w | | | | 160 | g |

This is an electrostatic discharge sensitive device (ESDS), international standard IEC 60747-1, Chapter IX.

* The specifications of our components may not be considered as an assurance of component characteristics. Components have to be tested for the respective application. Adjustments may be necessary. The use of SEMIKRON products in life support appliances and systems is subject to prior specification and written approval by SEMIKRON. We therefore strongly recommend prior consultation of our personal.



GB

GAL

SKM 145GB176D



SEMITRANS® 2

Trench IGBT Modules

SKM 145GB176D

SKM 145GAL176D

Features

- Homogeneous Si
- Trench = Trenchgate technology
- $V_{CE(sat)}$ with positive temperature coefficient
- High short circuit capability, self limiting to $6 \times I_C$

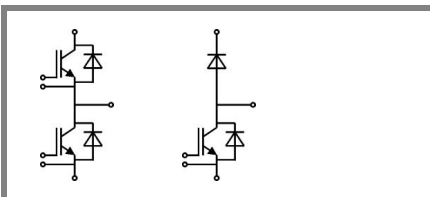
Typical Applications*

- AC inverter drives mains 575 - 750 V AC
- Public transport (auxiliary systems)

Remarks

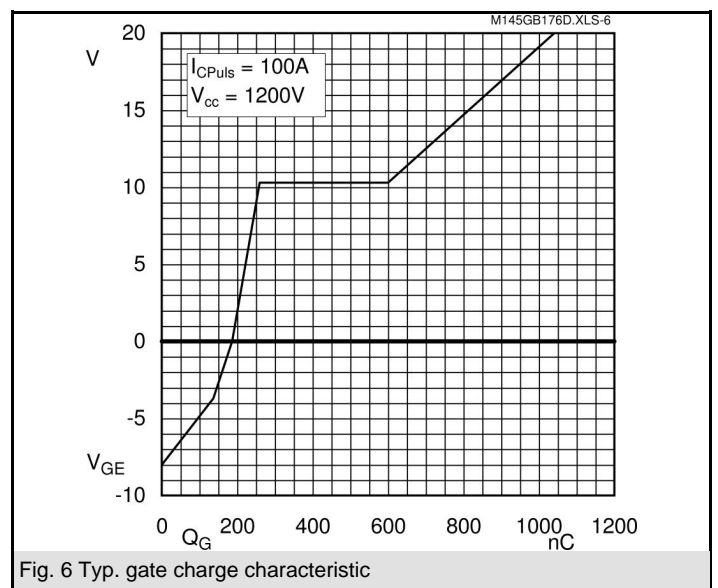
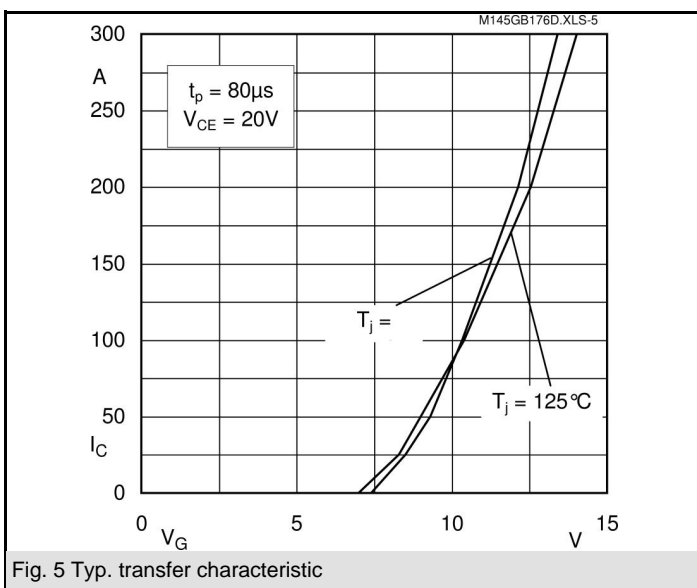
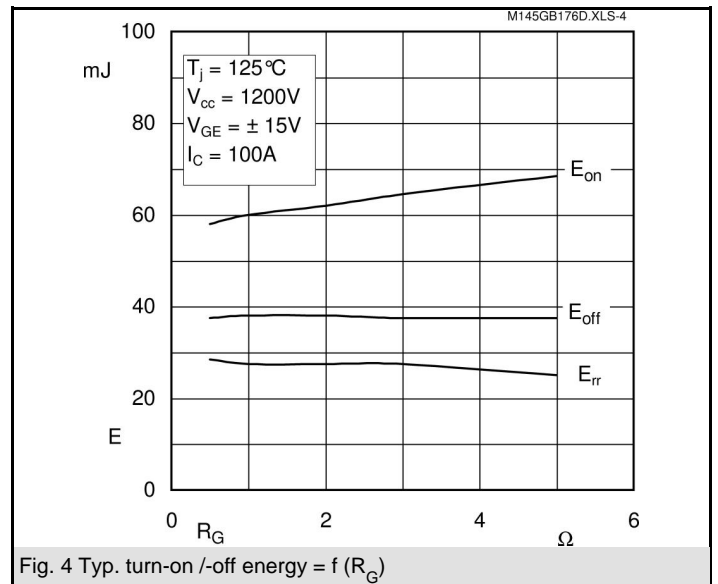
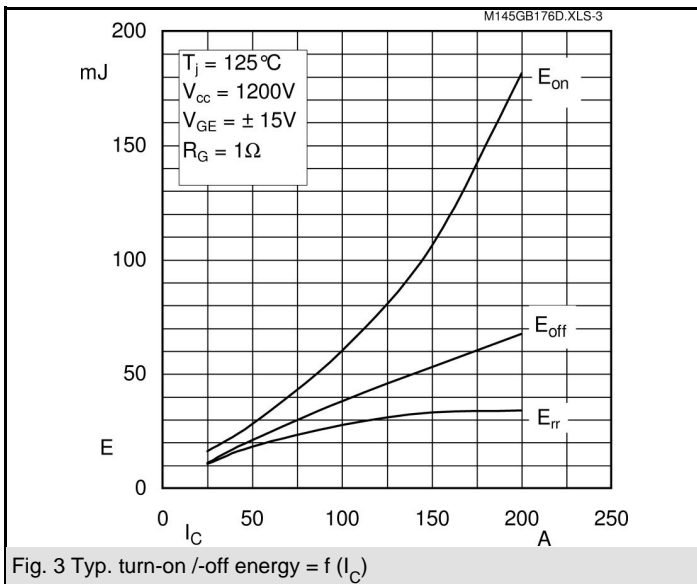
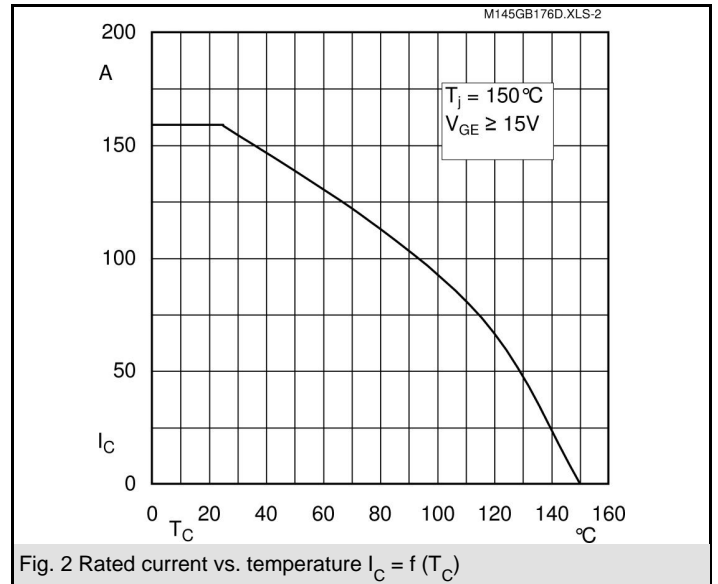
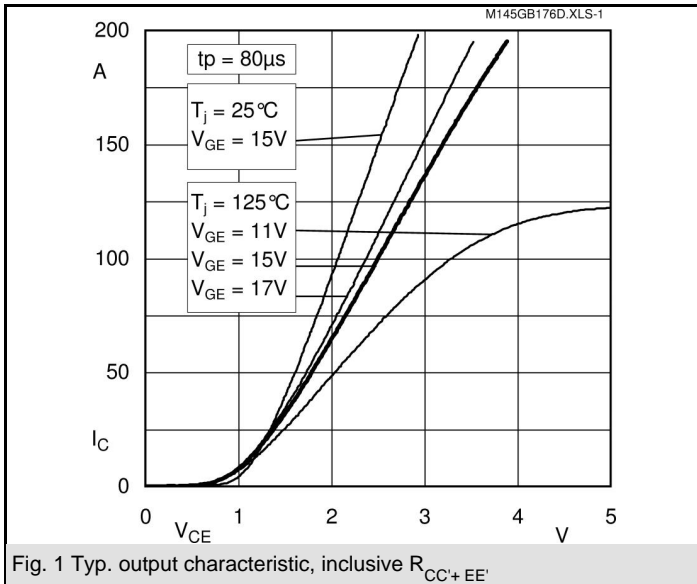
- Take care of over-voltage caused by stray inductances.
- Short circuit: Soft R_G necessary!

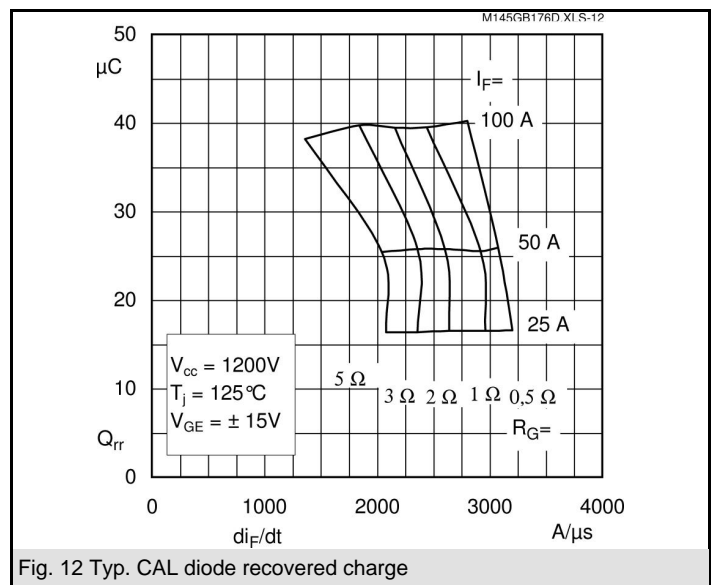
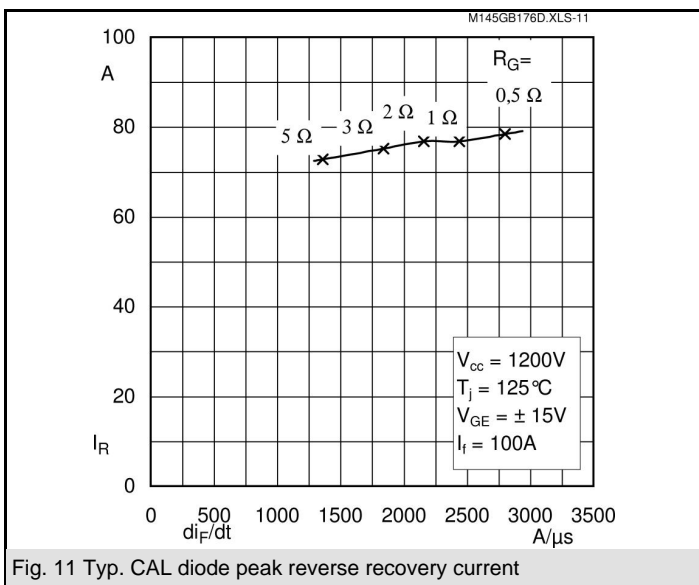
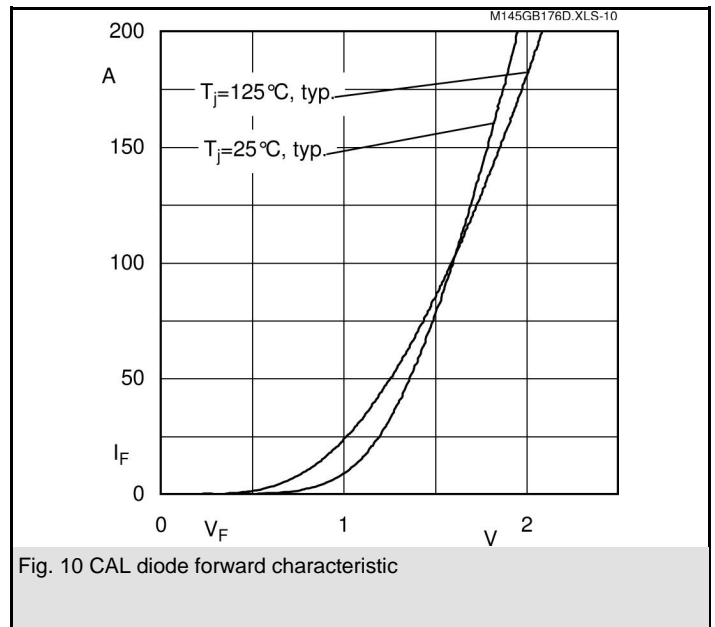
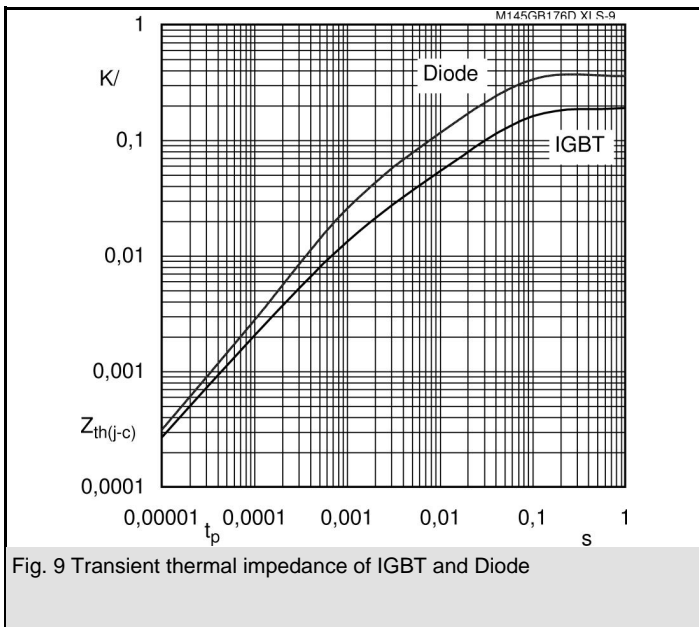
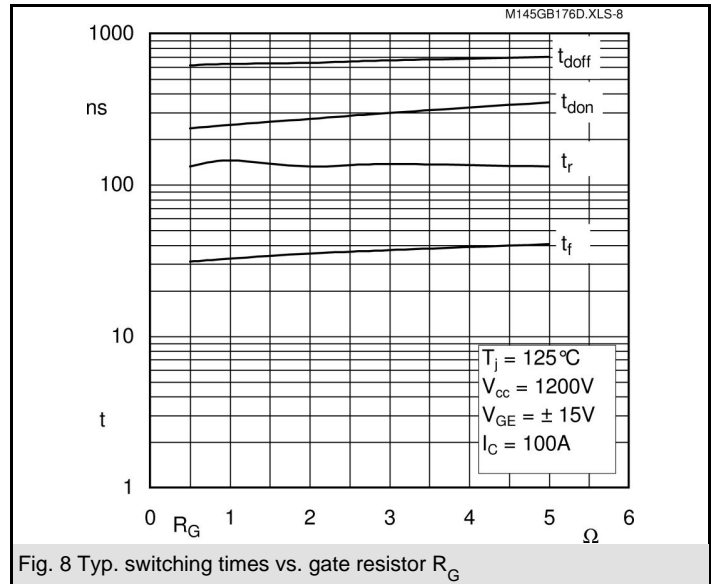
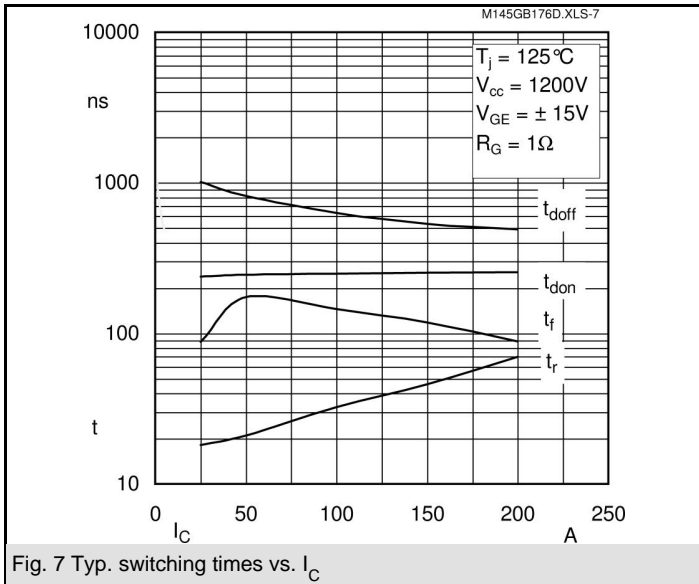
| Z_{th} | Symbol | Conditions | Values | Units |
|----------------|-------------------|------------|--------|-------|
| $Z_{th(j-c)I}$ | $R_{\theta j-c}$ | i = 1 | 115 | mk/W |
| | $R_{\theta j-c}$ | i = 2 | 38,5 | mk/W |
| | $R_{\theta j-c}$ | i = 3 | 5,7 | mk/W |
| | $R_{\theta j-c}$ | i = 4 | 0,8 | mk/W |
| | $\tau_{th j-c}$ | i = 1 | 0,0306 | s |
| | $\tau_{th j-c}$ | i = 2 | 0,0852 | s |
| | $\tau_{th j-c}$ | i = 3 | 0,004 | s |
| | $\tau_{th j-c}$ | i = 4 | 0,0003 | s |
| $Z_{th(j-c)D}$ | $R_{\theta j-cD}$ | i = 1 | 190 | mk/W |
| | $R_{\theta j-cD}$ | i = 2 | 80 | mk/W |
| | $R_{\theta j-cD}$ | i = 3 | 25 | mk/W |
| | $R_{\theta j-cD}$ | i = 4 | 5 | mk/W |
| | $\tau_{th j-cD}$ | i = 1 | 0,0475 | s |
| | $\tau_{th j-cD}$ | i = 2 | 0,0163 | s |
| | $\tau_{th j-cD}$ | i = 3 | 0,0011 | s |
| | $\tau_{th j-cD}$ | i = 4 | 0,0002 | s |



GB

GAL





SKM 145GB176D

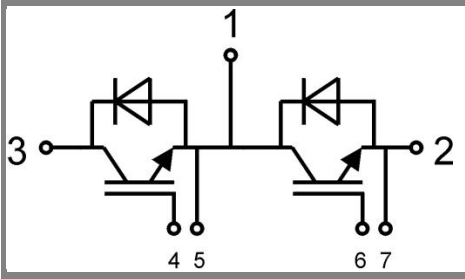
UL Recognized

CASED61

File no. E 63 532



Case D 61



GB

Case D 61



GAL

Case D 62