

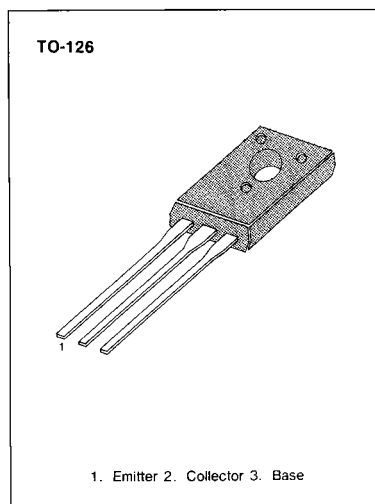
PNP Transistor KSB744 datasheet

AUDIO FREQUENCY POWER AMPLIFIER

• Complement to KSD794/KSD794A

ABSOLUTE MAXIMUM RATINGS ($T_a = 25^\circ\text{C}$)

Characteristic	Symbol	Rating	Unit
Collector-Base Voltage	V_{CBO}	-70	V
Collector-Emitter Voltage : KSB744	V_{CEO}	-45	V
: KSB744A		-60	V
Emitter-Base Voltage	V_{EBO}	-5	V
Collector Current (DC)	I_C	-3	A
*Collector Current (Pulse)	I_C	-5	A
Base Current	I_B	-0.6	A
Collector Dissipation ($T_a = 25^\circ\text{C}$)	P_C	1	W
Collector Dissipation ($T_c = 25^\circ\text{C}$)	P_C	10	W
Junction Temperature	T_j	150	$^\circ\text{C}$
Storage Temperature	T_{stg}	-55~150	$^\circ\text{C}$



* $PW \leq 10\text{ms}$, Duty Cycle $\leq 50\%$

ELECTRICAL CHARACTERISTICS ($T_a = 25^\circ\text{C}$)

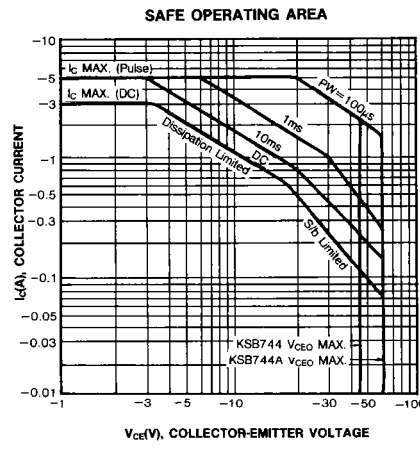
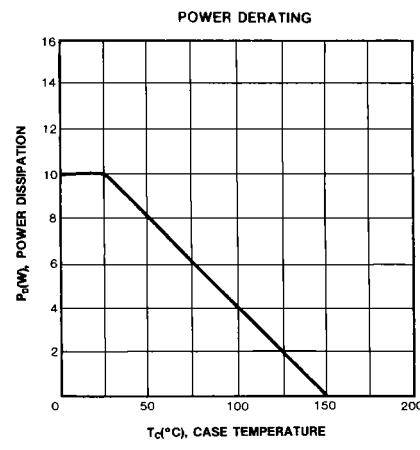
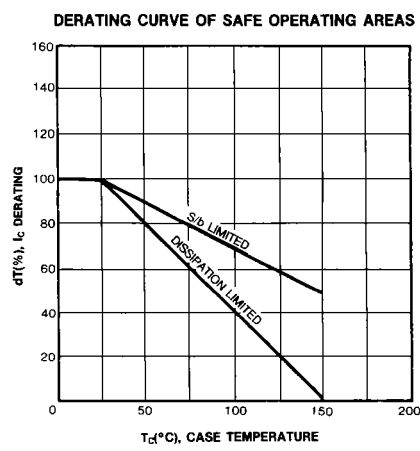
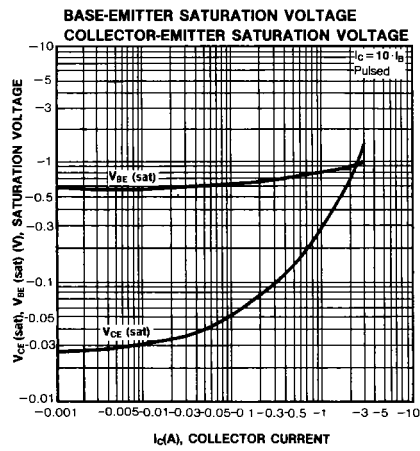
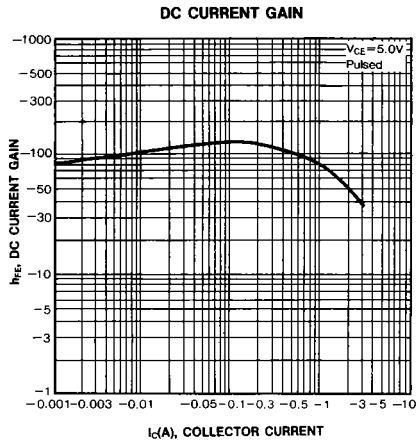
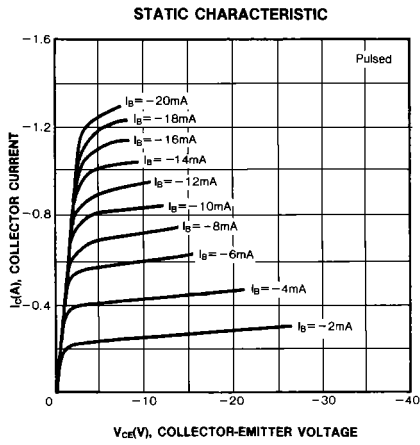
Characteristic	Symbol	Test Condition	Min	Typ	Max	Unit
Collector Cutoff Current	I_{CBO}	$V_{CB} = -45\text{V}$, $I_E = 0$			-1	μA
Emitter Cutoff Current	I_{EBO}	$V_{EB} = -3\text{V}$, $I_C = 0$			-1	μA
*DC Current Gain	h_{FE1}	$V_{CE} = -5\text{V}$, $I_C = -20\text{mA}$	30	120		
	h_{FE2}	$V_{CE} = -5\text{V}$, $I_C = -0.5\text{A}$	60	100	320	
*Collector Emitter Saturation Voltage	$V_{CE}(\text{sat})$	$I_C = -1.5\text{A}$, $I_B = -0.15\text{A}$		-0.5	-2	V
*Base Emitter Saturation Voltage	$V_{BE}(\text{sat})$	$I_C = -1.5\text{A}$, $I_B = -0.15\text{A}$		-0.8	-2	V
Current Gain Bandwidth Product	f_T	$V_{CE} = -5\text{V}$, $I_C = -0.1\text{A}$		45		MHz
Output Capacitance	C_{ob}	$V_{CB} = -10\text{V}$, $I_E = 0$ $f = 1\text{MHz}$		60		pF

* Pulse Test: $PW \leq 350\mu\text{s}$, Duty Cycle $\leq 2\%$ Pulsed

$h_{FE}(2)$ CLASSIFICATION

Classification	R	O	Y
$h_{FE}(2)$	60-120	100-200	160-320

PNP Transistor KSB744 datasheet



PNP Transistor KSB744 datasheet

