

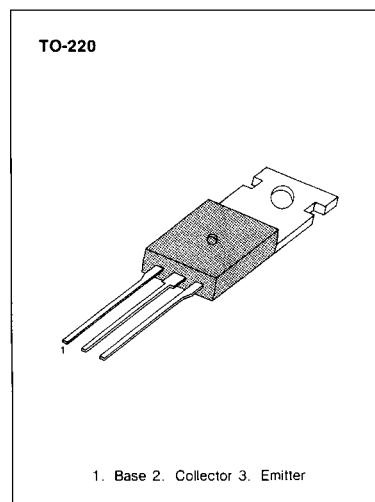
NPN Transistor KSC2233 datasheet

B/W TV HORIZONTAL DEFLECTION OUTPUT

- Collector-Base Voltage: $V_{CB0}=200V$
- Collector Current (D.C): $I_C=4A$
- Collector Dissipation: $P_C=40W$

ABSOLUTE MAXIMUM RATINGS ($T_a=25^\circ C$)

Characteristic	Symbol	Rating	Unit
Collector-Base Voltage	V_{CB0}	200	V
Collector-Emitter Voltage	V_{CE0}	60	V
Emitter-Base Voltage	V_{EB0}	5	V
Collector Current	I_C	4	A
Collector Dissipation ($T_C=25^\circ C$)	P_C	40	W
Junction Temperature	T_j	150	$^\circ C$
Storage Temperature	T_{stg}	-55 ~ +150	$^\circ C$

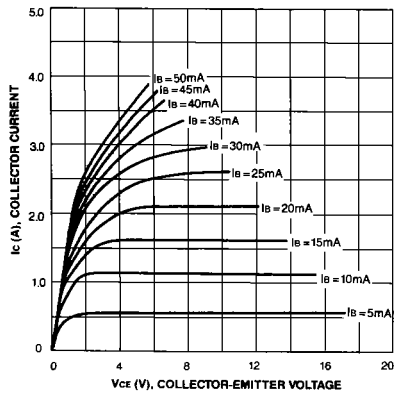


ELECTRICAL CHARACTERISTICS ($T_a=25^\circ C$)

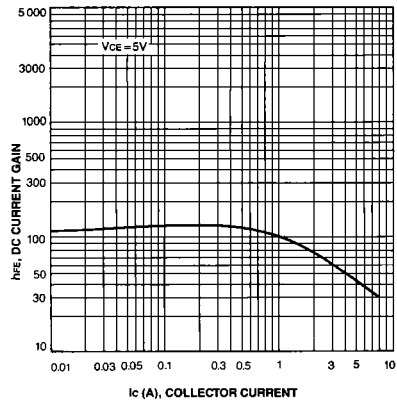
Characteristic	Symbol	Test Conditions	Min	Typ	Max	Unit
Collector-Base Breakdown Voltage	BV_{CB0}	$I_C=1mA, I_E=0$	200			V
Collector-Emitter Breakdown Voltage	BV_{CE0}	$I_C=20mA, I_B=0$	60			V
Emitter-Base Breakdown Voltage	BV_{EB0}	$I_E=1mA, I_C=0$	5			V
Collector Cut-off Current	I_{CB0}	$V_{CB}=170V, I_E=0$			10	μA
DC Current Gain	h_{FE1}	$V_{CE}=5V, I_C=1A$	30		150	
	h_{FE2}	$V_{CE}=5V, I_C=4A$	20	40		
Collector-Emitter Saturation Voltage	$V_{CE(sat)}$	$I_C=4A, I_B=0.4A$			1	V
Base-Emitter Saturation Voltage	$V_{BE(sat)}$	$I_C=4A, I_B=0.4A$			1.5	V
Current Gain-Band Width Product	f_T	$V_{CE}=5V, I_C=0.5A$		10		MHz

NPN Transistor KSC2233 datasheet

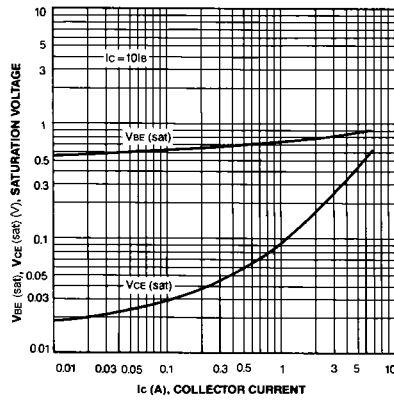
STATIC CHARACTERISTIC



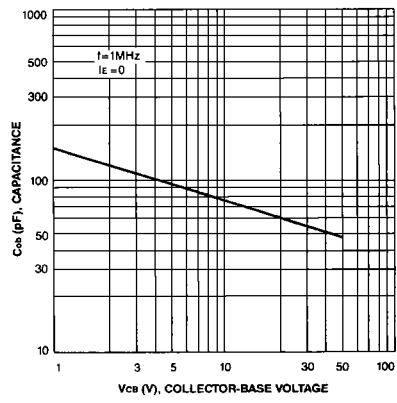
DC CURRENT GAIN



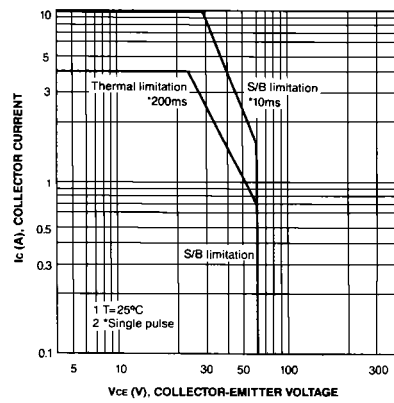
**BASE-EMITTER SATURATION VOLTAGE
COLLECTOR-EMITTER SATURATION VOLTAGE**



COLLECTOR OUTPUT CAPACITANCE



SAFE OPERATING AREA



POWER DERATING

